


PT 1,5/S-PE - Protective conductor terminal block



3208139

<https://www.phoenixcontact.com/gb/products/3208139>

Please be informed that the data shown in this PDF document is generated from our online catalog. Please find the complete data in the user documentation. Our general terms of use for downloads are valid.



Protective conductor terminal block, number of connections: 2, connection method: Push-in connection, 1 level, cross section: 0.14 mm² - 1.5 mm², mounting type: NS 35/7,5, NS 35/15, color: green-yellow

Your advantages

- The compact design and front connection enable wiring in a confined space
- The Push-in connection terminal blocks are characterized by the system features of the CLIPLINE complete system and by easy and tool-free wiring of conductors with ferrules or solid conductors
- In addition to the testing option in the double function shaft, all terminal blocks provide an additional test pick-off
- Tested for railway applications

Commercial data

Item number	3208139
Packing unit	50 pc
Minimum order quantity	50 pc
Sales key	BE2221
Product key	BE2221
GTIN	4046356564434
Weight per piece (including packing)	5.409 g
Weight per piece (excluding packing)	5.409 g
Customs tariff number	85369010
Country of origin	DE

PT 1,5/S-PE - Protective conductor terminal block



3208139

<https://www.phoenixcontact.com/gb/products/3208139>

Technical data

Product properties

Product type	Ground terminal block
Product family	PT
Area of application	Railway industry
	Machine building
	Plant engineering
Number of connections	2
Number of rows	1

Insulation characteristics

Overvoltage category	III
Degree of pollution	3

Electrical properties

Rated surge voltage	6 kV
Maximum power dissipation for nominal condition	0.56 W

Connection data

Number of connections per level	2
Nominal cross section	1.5 mm ²

1 level

Connection method	Push-in connection
Note	Please observe the current carrying capacity of the DIN rails.
Stripping length	8 mm ... 10 mm
Internal cylindrical gage	A1 / B1
Connection in acc. with standard	IEC 60947-7-2
Conductor cross-section rigid	0.14 mm ² ... 1.5 mm ²
Cross section AWG	26 ... 16 (converted acc. to IEC)
Conductor cross-section flexible	0.14 mm ² ... 1.5 mm ²
Conductor cross-section, flexible [AWG]	26 ... 16 (converted acc. to IEC)
Conductor cross-section flexible (ferrule without plastic sleeve)	0.14 mm ² ... 1.5 mm ²
Flexible conductor cross-section (ferrule with plastic sleeve)	0.14 mm ² ... 1 mm ² Using the AI-S 1-8 TQ ferrule, Item No. 1200293, is recommended

1 level Connection cross sections directly pluggable

Conductor cross-section rigid	0.25 mm ² ... 1.5 mm ²
Conductor cross-section flexible (ferrule without plastic sleeve)	0.34 mm ² ... 1.5 mm ²
Flexible conductor cross-section (ferrule with plastic sleeve)	0.34 mm ² ... 1 mm ²

Ex data

Rated data (ATEX/IECEX)

Identification	⊕ II 2 GD Ex eb IIC Gb
----------------	------------------------

PT 1,5/S-PE - Protective conductor terminal block



3208139

<https://www.phoenixcontact.com/gb/products/3208139>

Operating temperature range (1)	-60 °C ... 85 °C
Operating temperature range (2)	-40 °C ... 110 °C
Ex-certified accessories	3208142 D-PT 1,5/S
	1204504 SZF 0-0,4X2,5
	3022276 CLIPFIX 35-5
	3022218 CLIPFIX 35
output	(Permanent)

Ex connection data General

Nominal cross section	1.5 mm ²
Rated cross section AWG	16
Connection capacity rigid	0.14 mm ² ... 1.5 mm ²
Connection capacity AWG	26 ... 16
Connection capacity flexible	0.14 mm ² ... 1.5 mm ²
Connection capacity AWG	26 ... 16

Dimensions

Width	3.5 mm
End cover width	2.2 mm
Height	45 mm
Depth	30.5 mm
Depth on NS 35/7,5	32 mm
Depth on NS 35/15	39.5 mm

Material specifications

Color	green-yellow
Flammability rating according to UL 94	V0
Insulating material group	I
Insulating material	PA
Static insulating material application in cold	-60 °C
Temperature index of insulation material (DIN EN 60216-1 (VDE 0304-21))	125 °C
Relative insulation material temperature index (Elec., UL 746 B)	130 °C
Fire protection for rail vehicles (DIN EN 45545-2) R22	HL 1 - HL 3
Fire protection for rail vehicles (DIN EN 45545-2) R23	HL 1 - HL 3
Fire protection for rail vehicles (DIN EN 45545-2) R24	HL 1 - HL 3
Fire protection for rail vehicles (DIN EN 45545-2) R26	HL 1 - HL 3
Calorimetric heat release NFPA 130 (ASTM E 1354)	27,5 MJ/kg
Surface flammability NFPA 130 (ASTM E 162)	passed
Specific optical density of smoke NFPA 130 (ASTM E 662)	passed
Smoke gas toxicity NFPA 130 (SMP 800C)	passed

Mechanical properties

Mechanical data

PT 1,5/S-PE - Protective conductor terminal block



3208139

<https://www.phoenixcontact.com/gb/products/3208139>

Open side panel	Yes
-----------------	-----

Environmental and real-life conditions

Oscillation/broadband noise

Specification	DIN EN 50155 (VDE 0115-200):2008-03
Spectrum	Long life test category 2, bogie-mounted
Frequency	$f_1 = 5 \text{ Hz}$ to $f_2 = 250 \text{ Hz}$
ASD level	$6.12 \text{ (m/s}^2\text{)}^2\text{/Hz}$
Acceleration	3.12g
Test duration per axis	5 h
Test directions	X-, Y- and Z-axis
Result	Test passed

Shocks

Specification	DIN EN 50155 (VDE 0115-200):2008-03
Pulse shape	Half-sine
Acceleration	30g
Shock duration	18 ms
Number of shocks per direction	3
Test directions	X-, Y- and Z-axis (pos. and neg.)
Result	Test passed

Ambient conditions

Ambient temperature (operation)	-60 °C ... 110 °C (Operating temperature range incl. self-heating; for max. short-term operating temperature, see RTI Elec.)
Ambient temperature (storage/transport)	-25 °C ... 60 °C (for a short time, not exceeding 24 h, -60 °C to +70 °C)
Ambient temperature (assembly)	-5 °C ... 70 °C
Ambient temperature (actuation)	-5 °C ... 70 °C
Permissible humidity (operation)	20 % ... 90 %
Permissible humidity (storage/transport)	30 % ... 70 %

Standards and regulations

Connection in acc. with standard	IEC 60947-7-2
----------------------------------	---------------

Mounting

Mounting type	NS 35/7,5
	NS 35/15

PT 1,5/S-PE - Protective conductor terminal block



3208139

<https://www.phoenixcontact.com/gb/products/3208139>

Drawings

Circuit diagram



PT 1,5/S-PE - Protective conductor terminal block





3208139


<https://www.phoenixcontact.com/gb/products/3208139>


Approvals


To download certificates, visit the product detail page: <https://www.phoenixcontact.com/gb/products/3208139>

 CSA Approval ID: 2030668				
	Nominal voltage U_N	Nominal current I_N	Cross section AWG	Cross section mm^2
keine	-	-	26 - 14	-

 cULus Recognized Approval ID: E60425				
	Nominal voltage U_N	Nominal current I_N	Cross section AWG	Cross section mm^2
B	-	-	26 - 14	-
C	-	-	26 - 14	-
D	-	-	26 - 14	-


 LR Approval ID: LR2371832TA				
---	--	--	--	--

 ClassNK NK Approval ID: 14ME0912				
---	--	--	--	--

 VDE Zeichengenehmigung Approval ID: 40039744				
	Nominal voltage U_N	Nominal current I_N	Cross section AWG	Cross section mm^2
keine	-	-	-	0.14 - 1.5

ABS Approval ID: 21-2192245-PDA				
---	--	--	--	--

DNV Approval ID: TAE000010T				
---------------------------------------	--	--	--	--

 EAC Ex Approval ID: RU C-DE.AB72.B.02351				
--	--	--	--	--

PT 1,5/S-PE - Protective conductor terminal block



3208139

<https://www.phoenixcontact.com/gb/products/3208139>



IECEX

Approval ID: IECEX SEV13.0005U



ATEX

Approval ID: SEV13ATEX0159U



CCC

Approval ID: 2020322313000631



EAC Ex

Approval ID: KZ 7500525010101950

PT 1,5/S-PE - Protective conductor terminal block



3208139

<https://www.phoenixcontact.com/gb/products/3208139>

Classifications

ECLASS

ECLASS-13.0	27250103
ECLASS-15.0	27250103

ETIM

ETIM 9.0	EC000901
----------	----------

UNSPSC

UNSPSC 21.0	39121400
-------------	----------

PT 1,5/S-PE - Protective conductor terminal block



3208139

<https://www.phoenixcontact.com/gb/products/3208139>

Environmental product compliance

EU RoHS

Fulfills EU RoHS substance requirements	Yes, No exemptions
---	--------------------

China RoHS

Environment friendly use period (EFUP)	EFUP-E
	No hazardous substances above the limits

EU REACH SVHC

REACH candidate substance (CAS No.)	No substance above 0.1 wt%
-------------------------------------	----------------------------

EF3.0 Climate Change

CO2e kg	0.039 kg CO2e
---------	---------------

Phoenix Contact 2025 © - all rights reserved
<https://www.phoenixcontact.com>

PHOENIX CONTACT Ltd
Halesfield 13, Telford
Shropshire, TF7 4PG
01952 681700
info@phoenixcontact.co.uk