

22MM PLASTIC ROUND ACTUATOR: RONIS LOCK WITH 2 KEYS  
 3 SWITCH POSITIONS I-O-II MAINTAINED CONTACT LOCK  
 NUMBER 455, REMOVE O WITHOUT HOLDER POSSIBLE  
 SPECIAL LOCKS FOR RONIS KEYSWITCHES: SB31, 455, 421

Design of the product	Single device round
-----------------------	---------------------

### Enclosure:

Number of command points	1
--------------------------	---

### Actuator:

Design of the operating mechanism	Key-operated switch
Manner of function of the actuating element	Latching
Product extension optional Light source	No
Color	
• of the actuating element	Silver
Material of the actuating element	metal
Outer diameter of the actuating element	28.5 mm
Type of unlocking device	key unlatching
Number of switching positions	3
Switch position for key distraction	O
Actuating angle	
• clockwise	50°
• anticlockwise	50°
Lock make	RONIS

### Front ring:

Product component front ring	Yes
Design of the front ring	Standard
Material of the front ring	plastic
Color of the front ring	black

### Holder:

Material of the holder	Plastic
------------------------	---------

### General technical data:

Product function	
• EMERGENCY OFF function	No
• EMERGENCY STOP function	No
Protection class IP	IP66
Vibration resistance	
• acc. to IEC 60068-2-6	20 ... 200 Hz: 5g
Operating frequency maximum	1 000 1/h

<b>Mechanical service life (switching cycles)</b>	
• typical	300 000
<b>Equipment marking</b>	
• acc. to DIN 40719 extended according to IEC 204-2 acc. to IEC 750	S
• acc. to DIN EN 61346-2	S
• acc. to DIN EN 81346-2	S

#### Connections/ Terminals:

<b>Tightening torque of the screws in the bracket</b>	1 ... 1.2 N·m
---	---------------







#### Ambient conditions:




<b>Ambient temperature</b>	
• during operation	-25 ... +70 °C
• during storage	-40 ... +80 °C
<b>Environmental category during operation acc. to IEC 60721</b>	3K6

#### Installation/ mounting/ dimensions:

<b>Mounting type</b>	front mounting
<b>Shape of the installation opening</b>	round
<b>Mounting diameter</b>	22 mm
<b>Mounting height</b>	44 mm
<b>Installation width</b>	28.5 mm
<b>Installation depth</b>	29 mm

#### Certificates/approvals

General Product Approval		Declaration of Conformity	Shipping Approval	
 CSA	 UL		 EG-Konf.	 ABS
				 DNV

Shipping Approval	other
 LRS	 PRS
	 RINA
	<a href="#">Bestätigungen</a>

#### Further information

**Information- and Downloadcenter (Catalogs, Brochures,...)**

<http://www.siemens.com/industrial-controls/catalogs>

**Industry Mall (Online ordering system)**

<https://mall.industry.siemens.com/mall/en/en/Catalog/product?mlfb=3SB3000-4DL01-Z B01>

**Cax online generator**

<http://support.automation.siemens.com/WW/CAXorder/default.aspx?lang=en&mlfb=3SB3000-4DL01-Z B01>

**Service&Support (Manuals, Certificates, Characteristics, FAQs,...)**

<https://support.industry.siemens.com/cs/ww/en/ps/3SB3000-4DL01-Z B01>

**Image database (product images, 2D dimension drawings, 3D models, device circuit diagrams, EPLAN macros, ...)**

[http://www.automation.siemens.com/bilddb/cax\\_de.aspx?mlfb=3SB3000-4DL01-Z B01&lang=en](http://www.automation.siemens.com/bilddb/cax_de.aspx?mlfb=3SB3000-4DL01-Z B01&lang=en)

**last modified:**

08/18/2016