


# USLKG 95 - Protective conductor terminal block



0441041

<https://www.phoenixcontact.com/gb/products/0441041>

Please be informed that the data shown in this PDF document is generated from our online catalog. Please find the complete data in the user documentation. Our general terms of use for downloads are valid.



Protective conductor terminal block, number of connections: 2, number of positions: 1, connection method: Screw connection, Rated cross section: 95 mm<sup>2</sup>, cross section: 25 mm<sup>2</sup> - 95 mm<sup>2</sup>, mounting method: PE foot with mounting screw, M8, mounting type: NS 35/7,5, NS 35/15, NS 32, color: green-yellow

## Your advantages

- Reliable cable connection is ensured by three-point centering of the conductor in the prismatic sleeve base<br/>
- Low contact resistance of the contact surface due to ribbing
- Screw locking by means of spring-loaded elements in the clamping part

## Commercial data

Item number	0441041
Packing unit	10 pc
Minimum order quantity	10 pc
Sales key	BE1221
Product key	BE1221
GTIN	4017918002145
Weight per piece (including packing)	331.78 g
Weight per piece (excluding packing)	318.1 g
Customs tariff number	85369010
Country of origin	PL

# USLKG 95 - Protective conductor terminal block



0441041

<https://www.phoenixcontact.com/gb/products/0441041>

## Technical data

### Product properties

Product type	Ground terminal block
Product family	USLKG
Number of positions	1
Number of connections	2
Number of rows	1

### Insulation characteristics

Overvoltage category	III
Degree of pollution	3

### Electrical properties

Rated surge voltage	8 kV
Maximum power dissipation for nominal condition	7.54 W

### Connection data

Number of connections per level	2
Nominal cross section	95 mm <sup>2</sup>

### Level 1 above 1 below 1

Connection method	Screw connection
Screw thread	M8
Note	Please observe the current carrying capacity of the DIN rails.
Tightening torque	15 ... 20 Nm
Stripping length	30 mm
Connection in acc. with standard	IEC 60947-7-2
Conductor cross-section rigid	25 mm <sup>2</sup> ... 95 mm <sup>2</sup>
Cross section AWG	2 ... 3/0 (converted acc. to IEC)
Conductor cross-section flexible	35 mm <sup>2</sup> ... 95 mm <sup>2</sup>
Conductor cross-section, flexible [AWG]	1/0 ... 3/0 (converted acc. to IEC)
Conductor cross-section flexible (ferrule without plastic sleeve)	35 mm <sup>2</sup> ... 95 mm <sup>2</sup>
Flexible conductor cross-section (ferrule with plastic sleeve)	35 mm <sup>2</sup> ... 95 mm <sup>2</sup>
Nominal cross section	95 mm <sup>2</sup>

### Ex data

#### Rated data (ATEX/IECEx)

Identification	⊕ II 2 GD Ex eb IIC Gb
Operating temperature range	-60 °C ... 110 °C
Ex-certified accessories	1201934 VDE-ISS 6
	1201659 E/AL-NS 32
	1201662 E/AL-NS 35
Torque range for PE foot	15 Nm ... 20 Nm

# USLKG 95 - Protective conductor terminal block



0441041

<https://www.phoenixcontact.com/gb/products/0441041>

output	(Permanent)
--------	-------------

## Ex connection data General

Torque range	15 Nm ... 20 Nm
Nominal cross section	95 mm <sup>2</sup>
Rated cross section AWG	3/0
Connection capacity rigid	25 mm <sup>2</sup> ... 95 mm <sup>2</sup>
Connection capacity AWG	4 ... 3/0
Connection capacity flexible	35 mm <sup>2</sup> ... 95 mm <sup>2</sup>
Connection capacity AWG	2 ... 3/0

## Dimensions

Width	25 mm
Height	83 mm
Depth on NS 32	95 mm
Depth on NS 35/7,5	90 mm
Depth on NS 35/15	97.5 mm

## Material specifications

Color	green-yellow
Flammability rating according to UL 94	V2
Insulating material group	I
Insulating material	PA
Temperature index of insulation material (DIN EN 60216-1 (VDE 0304-21))	125 °C
Relative insulation material temperature index (Elec., UL 746 B)	125 °C

## Mechanical properties

### General

Terminal block mounting	15 Nm ... 20 Nm (PE foot with mounting screw, M8)
-------------------------	---

### Mechanical data

Open side panel	No
-----------------	----

## Environmental and real-life conditions

### Ambient conditions

Ambient temperature (operation)	-60 °C ... 110 °C (Operating temperature range incl. self-heating; for max. short-term operating temperature, see RTI Elec.)
Ambient temperature (storage/transport)	-25 °C ... 60 °C (for a short time, not exceeding 24 h, -60 °C to +70 °C)
Ambient temperature (assembly)	-5 °C ... 70 °C
Ambient temperature (actuation)	-5 °C ... 70 °C
Permissible humidity (operation)	20 % ... 90 %
Permissible humidity (storage/transport)	30 % ... 70 %

# USLKG 95 - Protective conductor terminal block



0441041

<https://www.phoenixcontact.com/gb/products/0441041>

## Standards and regulations

Connection in acc. with standard	IEC 60947-7-2
----------------------------------	---------------

## Mounting

Mounting type	NS 35/7,5
	NS 35/15
	NS 32
Terminal block mounting	15 Nm ... 20 Nm (PE foot with mounting screw, M8)

# USLKG 95 - Protective conductor terminal block

0441041

<https://www.phoenixcontact.com/gb/products/0441041>

## Drawings

Circuit diagram



# USLKG 95 - Protective conductor terminal block





0441041


<https://www.phoenixcontact.com/gb/products/0441041>

## Approvals

To download certificates, visit the product detail page: <https://www.phoenixcontact.com/gb/products/0441041>


 <b>CSA</b> Approval ID: 13631				
	Nominal voltage $U_N$	Nominal current $I_N$	Cross section AWG	Cross section $mm^2$
keine	-	-	2 - 4/0	-

 <b>cULus Recognized</b> Approval ID: E60425				
	Nominal voltage $U_N$	Nominal current $I_N$	Cross section AWG	Cross section $mm^2$
B	-	-	2 - 4/0	-
C	-	-	2 - 4/0	-

 <b>LR</b> Approval ID: LR2041789TA-02				
--	--	--	--	--

<b>DNV</b> Approval ID: TAE00001CT				
---------------------------------------	--	--	--	--

 <b>ATEX</b> Approval ID: KEMA99ATEX4487U				
---	--	--	--	--

 <b>cUL Recognized</b> Approval ID: E192998				
	Nominal voltage $U_N$	Nominal current $I_N$	Cross section AWG	Cross section $mm^2$
keine	-	-	2 - 4/0	-

 <b>EAC Ex</b> Approval ID: KZ 7500525010101950				
---	--	--	--	--


 <b>IECEx</b> Approval ID: IECExKEM06.0035U				
---	--	--	--	--

# USLKG 95 - Protective conductor terminal block




0441041

<https://www.phoenixcontact.com/gb/products/0441041>

 <b>UL Recognized</b> Approval ID: E192998				
	Nominal voltage $U_N$	Nominal current $I_N$	Cross section AWG	Cross section $\text{mm}^2$
keine				
	-	-	2 - 4/0	-

 <b>CCC</b> Approval ID: 2020322313000623				
---	--	--	--	--

 <b>UKCA-EX</b> Approval ID: DEKRA 21UKEX0308U				
--	--	--	--	--

# USLKG 95 - Protective conductor terminal block



0441041

<https://www.phoenixcontact.com/gb/products/0441041>

## Classifications

### ECLASS

ECLASS-13.0	27250103
ECLASS-15.0	27250103

### ETIM

ETIM 9.0	EC000901
----------	----------

### UNSPSC

UNSPSC 21.0	39121400
-------------	----------

# USLKG 95 - Protective conductor terminal block



0441041

<https://www.phoenixcontact.com/gb/products/0441041>

## Environmental product compliance

### EU RoHS

Fulfills EU RoHS substance requirements	Yes, No exemptions
---	--------------------

### China RoHS

Environment friendly use period (EFUP)	EFUP-E
	No hazardous substances above the limits

### EU REACH SVHC

REACH candidate substance (CAS No.)	No substance above 0.1 wt%
-------------------------------------	----------------------------

Phoenix Contact 2025 © - all rights reserved  
<https://www.phoenixcontact.com>

PHOENIX CONTACT Ltd  
Halesfield 13, Telford  
Shropshire, TF7 4PG  
01952 681700  
[info@phoenixcontact.co.uk](mailto:info@phoenixcontact.co.uk)