








61F-LS-CP11-NRA

Floatless level switch, plug-in, standard type, 11 pins, relay output, 100-240 VAC

Specifications

Application	Ordinary purified water, Sewage water
Functions	Conductive level control
Cable length	4000 m
Installation type	Socket
Terminal type	Plug-in
Size	41 mm
Supply voltage AC	100-240 V
Output type	Relay
Contact description	2 x SPDT
Body color	Black
Number of inputs for electrodes	3

Accessories

	BF-1	Electrode holder, 1-pole electrode, standard type (150°C), liquid with low specific resistance
	BF-3	Electrode holder, 3 way, standard type (150°C)
	BF-5	Electrode holder, 5 way, standard type (150°C)
	BS-1	Electrode holder, 1-pol electrode, for high pressure or high temperature applications (250°C), 1.96Mpa
	F03-11 PROTECTIVE COVER FOR BF	Protective cover for electrode holders PS or BF series)



**F03-12 FRAME FOR
FIXATION**

PS Electrode Holder Mounting Plate



F03-14 1P SEPARATOR

Electrode separator, 1 electrode, ceramic, 250 °C max, 15 g



F03-14 3P SEPARATOR

Electrode separator, 3 electrodes, ceramic, 250 °C max, 30 g



F03-14 5P SEPARATOR

Electrode separator, 5 electrodes, ceramic, 250 °C max, 30 g

**F03-60 SUS316
ELECTRODE SET**

Set including F03-01 SUS316 electrode, F03-02 SUS316 connecting nuts, F03-03 SUS316 lock nuts

PH-2 HAIPREN CODE 20M

Underwater Electrode, Hypalon cable, double pole, 20 m length



PS-31 SUS304 1000MM

Electrode set, holder & electrodes, 1 m length, 4 mm diameter, non-extendable



PS-31 SUS304 300MM

Electrode set, holder & electrodes, 0.3 m length, 4 mm diameter, non-extendable



PS-3S

Electrode holder, 3 way



PS-4S

Electrode holder, 4 way



PS-5S

Electrode holder, 5 way

Related products



PF

PF is the MKS relays family sockets range, also suitable for SSR and monitoring products.

Downloads

CAD Library



61F-LS Floatless Level Switch

Datasheet

EN PDF 3.01 MB



61F-LS Safety Precautions

Instruction Sheet

EN PDF 6.75 MB



Device Selection Guide for Water Level Control Applications

Selection Guide

EN PDF 2.84 MB



EAC Mark removal

Discontinuation Notice

EN PDF 221 KB

TERMS OF WEBSITE USE

This PDF document was created from the European OMRON Industrial Automation website on 29 August, 2025. Click here for [terms of use](#).

OMRON

INDUSTRIAL AUTOMATION | INDUSTRIAL.OMRON.EU