



digital monitoring relay residual current monitoring (with current transformer 3UL23)
 adjustment range 0.03...40 A supply voltage 24 ... 240 V AC/DC, 50 .. 60 Hz ON
 delay and tripping delay 0.1..999.9 s 2 changeover contacts screw terminal

product brand name	SIRIUS
product designation	Residual current monitoring relay with digital setting
design of the product	monitoring of residual current, external power supply with auxiliary voltage
product type designation	3UG5
General technical data	
product function	residual current monitoring relay
design of the display	LCD
insulation voltage	
• rated value	690 V
• for overvoltage category III according to IEC 60664	
— with degree of pollution 2 rated value	690 V
— with degree of pollution 3 rated value	690 V
degree of pollution	3
type of voltage of the control supply voltage	AC/DC
protection class IP	
• of the enclosure	IP20
• of the terminal	IP20
shock resistance according to IEC 60068-2-27	sinusoidal half-wave 15g / 11 ms
vibration resistance according to IEC 60068-2-6	f = 4 ... 5,81 Hz, dmax = 15 mm; f = 5,81 ... 500 Hz, Amax = 20 m/s ² ; 10 cycles
mechanical service life (operating cycles) typical	10 000 000
electrical endurance (operating cycles) at AC-15 at 230 V typical	100 000
thermal current of the switching element with contacts maximum	5 A
reference code according to IEC 81346-2	K
Substance Prohibitance (Date)	06/01/2023
SVHC substance name	Lead - 7439-92-1 Lead monoxide (lead oxide) - 1317-36-8 6,6'-di-tert-butyl-2,2'-methylenedi-p-cresol - 119-47-1
Weight	0.19 kg
Product Function	
product function	
• residual current display	Yes
• error memory	Yes
• overcurrent detection 1 phase	Yes
• undercurrent detection 1 phase	No
• adjustable open/closed-circuit current principle	Yes
• auto-RESET	Yes
• manual RESET	Yes
Control circuit/ Control	
control supply voltage at AC	

<ul style="list-style-type: none"> • at 50 Hz rated value • at 60 Hz rated value 	24 ... 240 V
control supply voltage at DC rated value	24 ... 240 V
operating range factor control supply voltage rated value at DC	
<ul style="list-style-type: none"> • initial value • full-scale value 	0.85 1.1
operating range factor control supply voltage rated value at AC at 50 Hz	
<ul style="list-style-type: none"> • initial value • full-scale value 	0.85 1.1
operating range factor control supply voltage rated value at AC at 60 Hz	
<ul style="list-style-type: none"> • initial value • full-scale value 	0.85 1.1

Measuring circuit

measurable current	30 ... 40 000 mA
measurable line frequency	16 ... 400 Hz
adjustable operating delay time	0 ... 999.9 s
adjustable current response value current	
<ul style="list-style-type: none"> • 1 • 2 	30 mA ... 40 A 30 mA ... 40 A
adjustable response delay time	0 ... 999.9 s
adjustable response delay time when starting	0 ... 999.9 s
adjustable switching hysteresis for measured current value	0 mA
accuracy of digital display	+/-1 digit

Auxiliary circuit

number of CO contacts	
<ul style="list-style-type: none"> • for auxiliary contacts • delayed switching 	2 2

Main circuit

type of voltage	AC/DC
operating voltage rated value	24 ... 240 V
operating frequency rated value	16 ... 400 Hz
ampacity of the output relay at AC-15	
<ul style="list-style-type: none"> • at 230 V at 50/60 Hz • at 250 V at 50/60 Hz • at 400 V at 50/60 Hz 	3 A 3 A 3 A
ampacity of the output relay at DC-13	
<ul style="list-style-type: none"> • at 24 V • at 125 V • at 250 V 	1 A 0.2 A 0.1 A
operational current at 17 V minimum	5 mA
continuous current of the DIAZED fuse link of the output relay	6 A

Galvanic isolation

design of the electrical isolation	galvanic isolation
galvanic isolation	
<ul style="list-style-type: none"> • between input and output • between the outputs • between the voltage supply and other circuits 	Yes Yes Yes

Electrical Safety

protection class IP on the front according to IEC 60529	IP20
--	------

Connections/ Terminals

product component removable terminal for auxiliary and control circuit	Yes
type of electrical connection	screw terminal
type of connectable conductor cross-sections	
<ul style="list-style-type: none"> • solid • finely stranded with core end processing • for AWG cables solid 	1x (0.5 ... 4.0mm ²), 2x (0.5 ... 2.5 mm ²) 1x (0.5 ... 4 mm ²), 2x (0.5 ... 2.5 mm ²) 1x (20 ... 12), 2x (20 ... 14)
connectable conductor cross-section	

<ul style="list-style-type: none"> • solid 	0.5 ... 4 mm ²
<ul style="list-style-type: none"> • finely stranded with core end processing 	0.5 ... 4 mm ²
AWG number as coded connectable conductor cross section	
<ul style="list-style-type: none"> • solid 	20 ... 12
<ul style="list-style-type: none"> • stranded 	20 ... 12
tightening torque with screw-type terminals	0.6 ... 0.8 N·m
Installation/ mounting/ dimensions	
mounting position	any
fastening method	screw and snap-on mounting
height	100 mm
width	22.5 mm
depth	90 mm
required spacing	
<ul style="list-style-type: none"> • with side-by-side mounting <ul style="list-style-type: none"> — forwards — backwards — upwards — downwards — at the side • for grounded parts <ul style="list-style-type: none"> — forwards — backwards — upwards — at the side — downwards • for live parts <ul style="list-style-type: none"> — forwards — backwards — upwards — downwards — at the side 	0 mm 0 mm 0 mm 0 mm 0 mm 0 mm 0 mm 0 mm 0 mm 0 mm 0 mm 0 mm 0 mm 0 mm 0 mm
Ambient conditions	
installation altitude at height above sea level maximum	2 000 m
ambient temperature	
<ul style="list-style-type: none"> • during operation 	-25 ... +60 °C
<ul style="list-style-type: none"> • during storage 	-40 ... +80 °C
<ul style="list-style-type: none"> • during transport 	-40 ... +80 °C

Approvals Certificates		
General Product Approval	other	Environment



[Confirmation](#)

[Declaration of Conformity](#)

Siemens
EcoTech



Further information

Information on the packaging

<https://support.industry.siemens.com/cs/ww/en/view/109813875>

Information- and Downloadcenter (Catalogs, Brochures,...)

<https://www.siemens.com/ic10>

Industry Mall (Online ordering system)

<https://mall.industry.siemens.com/mall/en/en/Catalog/product?mlfb=3UG5625-1CW30>

Cax online generator

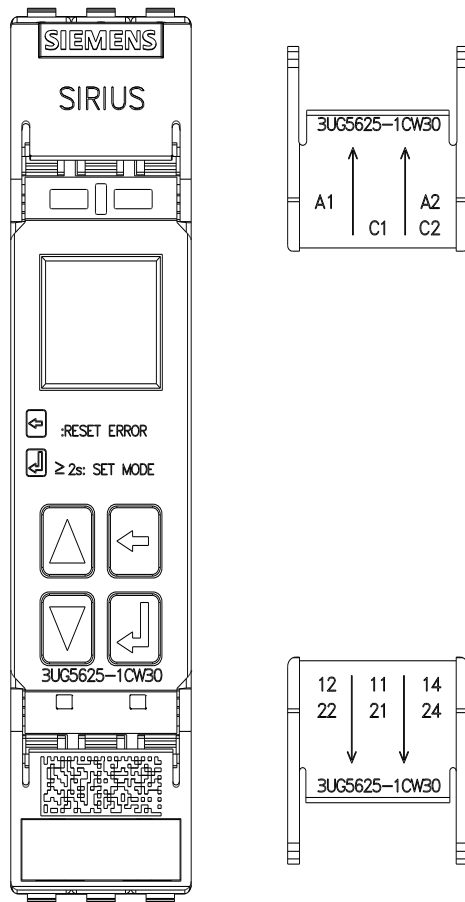
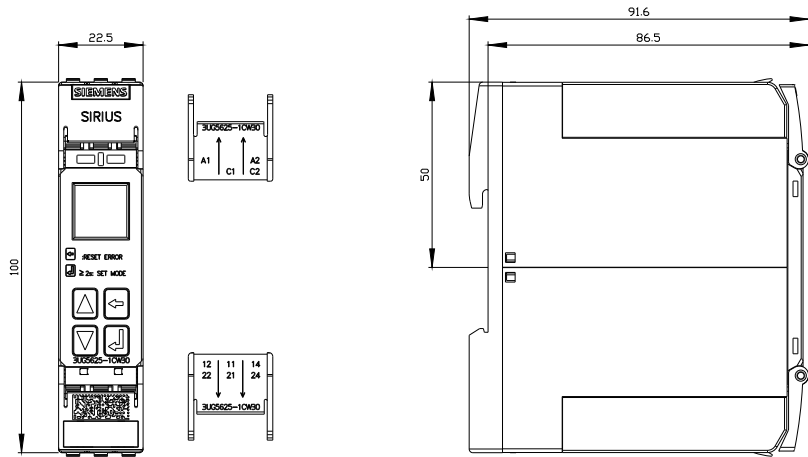
<http://support.automation.siemens.com/WW/CAXorder/default.aspx?lang=en&mlfb=3UG5625-1CW30>

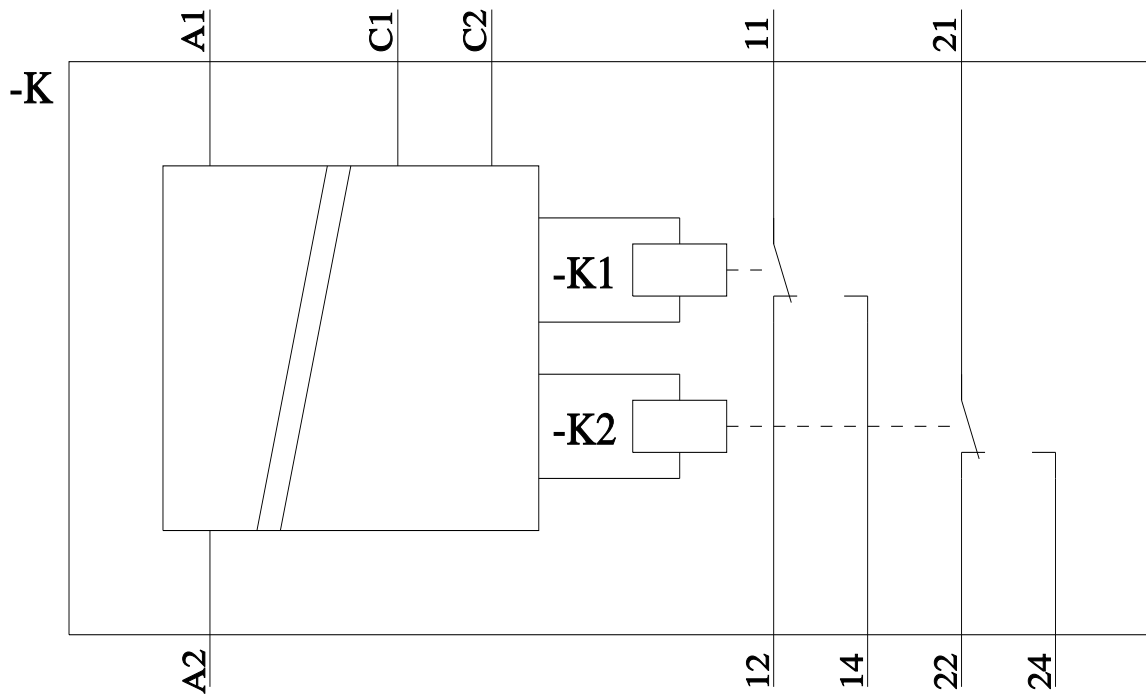
Service&Support (Manuals, Certificates, Characteristics, FAQs,...)

<https://support.industry.siemens.com/cs/ww/en/ps/3UG5625-1CW30>

Image database (product images, 2D dimension drawings, 3D models, device circuit diagrams, EPLAN macros, ...)

http://www.automation.siemens.com/bilddb/cax_de.aspx?mlfb=3UG5625-1CW30&lang=en





last modified:

9/1/2025 