


Siemens
EcoTech



Fixed-mounted circuit breaker IEC 60947-2, frame size 1, 3-poles, $I_n=630A$ up to 690V AC 50/60Hz, breaking capacity $N I_{cu}=55/42kA$ at 500/690V, Trip unit ETU600 LSI upgrade ready, color display, bluetooth and USB interface, Protection LT, ST, INST, N-protection required an external N-sensor, incl. trip alarm switch (1xCO), front connection double hole, without Com & metering function Manual operating mechanism with mechanical closing, without Spring charging motor, Ready-to-close signal. switch, Auxiliary switches 2NO+2NC, without Closing coil (CC), manual operating mechanism with mechanical closing, without Remote trip alarm reset coil (RR), Undervoltage release (UVR) instantaneous (0,08 s) and short-delay (0,2 s), 208-240 V AC / 220-250 V DC, without 1st Shunt trip



Model	
product brand name	SENTRON
product designation	Air circuit breaker
suitability for use	circuit breaker
size of the circuit-breaker	I
number of poles	3
position / of neutral conductor	no internal N-conductor
fastening method	fixed-mounted circuit breakers
design of the product	AC application
type of the driving mechanism	manual operating mechanism with mechanical or electrical closing
design of the electronic trip unit	ETU600 LSI
Weight	53.653 kg
Net Weight	38.653 kg
General technical data	
insulation voltage / rated value	1000 V
operating voltage / at AC / at 50/60 Hz / rated value	690 V
power loss [W] / maximum	30 W
Current	
continuous current / rated value / maximum	630 A
continuous current / rated value	630 A
operational current	
• at 40 °C / rated value	630 A
• at 45 °C / rated value	630 A
• at 50 °C / rated value	630 A
• at 55 °C / rated value	630 A
• at 60 °C / rated value	630 A
• at 65 °C / rated value	630 A
• at 70 °C / rated value	630 A
Switching capacity and short-time withstand current, according to IEC 60947-2	
switching capacity class of the circuit breaker	N
maximum short-circuit current breaking capacity (I_{cu})	
• at 500 V / rated value	55 kA
• at 690 V / rated value	42 kA
operating short-circuit current breaking capacity (I_{cs})	
• at 500 V / rated value	55 kA
• at 690 V / rated value	42 kA
short-circuit current making capacity (I_{cm})	

<ul style="list-style-type: none"> • at 500 V / rated value • at 690 V / rated value 	121 kA 88 kA
short-time withstand current (I _{cw}) / at 500 V AC	
<ul style="list-style-type: none"> • for 0.5 s / rated value • for 1 s / rated value • for 2 s / rated value • for 3 s / rated value 	55 kA 50 kA 35 kA 30 kA
short-time withstand current (I _{cw}) / at 690 V AC	
<ul style="list-style-type: none"> • for 0.5 s / rated value • for 1 s / rated value • for 2 s / rated value • for 3 s / rated value 	42 kA 42 kA 35 kA 30 kA

Electronic release unit

product feature	
<ul style="list-style-type: none"> • upgradable • Bluetooth and USB interface • decoder for basic protection functions • display and function keys • SENTRON powerconfig configuration software 	Yes Yes Yes Yes Yes

Basic protection functions

product feature / for L-tripping	
<ul style="list-style-type: none"> • can be switched on/off • selectable characteristic function • decoder and infinite adjustability are selectable with eSet 	Yes Yes Yes
set values setting current (I _r) / for L-tripping / with I _{2t} characteristic	0.5; 0.6; 0.7; 0.75; 0.8; 0.85; 0.9; 0.95; 1
reference value setting current (I _r) / for L-tripping / with I _{2t} characteristic	x I _n
set values delay time (t _r) / for L-tripping / with I _{2t} characteristic	1;2;5;8;10;14;17;21;25
reference value delay time (t _r) / for L-tripping / with I _{2t} characteristic	s
set values setting current (I _r) / for L-tripping / with I _{2t} characteristic / for eSet	0.4-1;0.001
adjustable absolute value setting current (I _r) / for L-tripping / with I _{2t} characteristic / for eSet	
<ul style="list-style-type: none"> • minimum • maximum 	252 A 630 A
set values delay time (t _r) / for L-tripping / with I _{2t} characteristic / for eSet	0.5-30;0.001
set values setting current (I _r) / for L-tripping / with I _{4t} characteristic / for eSet	0.4-1;0.001
set values delay time (t _r) / for L-tripping / with I _{4t} characteristic / for eSet	0.5-5;0.001
adjustable absolute value setting current (I _r) / for L-tripping / with I _{4t} characteristic / for eSet	
<ul style="list-style-type: none"> • minimum • maximum 	252 A 630 A
L: Overload protection N-conductor	
product feature / with neutral conductor protection / can be switched on/off	Yes
setting values setting current (I _{nN}) / for N-tripping	0.2-2;0.001
reference value setting current (I _{nN}) / for N-tripping	x I _n
adjustable setting current (I _{nN}) / for N-tripping	
<ul style="list-style-type: none"> • minimum • maximum 	126 A 1260 A
S: delayed short-circuit protection ST	
product feature / for S-tripping	
<ul style="list-style-type: none"> • independent of direction / can be switched on/off • independent of direction / selectable characteristic function • decoder and infinite adjustability are selectable with eSet 	Yes Yes Yes
S: delayed short-circuit protection ST, settings values I_{0t}	
set values setting current (I _{sd}) / for S-tripping / with I _{0t} characteristic	1.5;2;2.5;3;4;5;6;8;10

reference value setting current (I _{sd}) / for S-tripping / with I0t characteristic	x I _r
set values delay time (tsd) / for S-tripping / with I0t characteristic	0.08;0.15;0.22;0.3;0.4
reference value delay time (tsd) / for S-tripping / with I0t characteristic	s
set values setting current (I _{sd}) / for S-tripping / with I0t characteristic / for eSet / independent of direction	0.6-10;0.001
adjustable absolute value setting current (I _{sd})	
• for S-tripping / with I0t characteristic / for eSet / independent of direction / minimum	378 A
• at 500 V / for S-tripping / with I0t characteristic / for eSet / independent of direction / maximum	40 kA
• at 690 V / for S-tripping / with I0t characteristic / for eSet / independent of direction / maximum	33.6 kA
set values delay time (tsd) / for S-tripping / with I0t characteristic / for eSet / independent of direction	0.02-0.4;0.001
S: delayed short-circuit protection ST, settings values I2t	
set values setting current (I _{sd}) / for S-tripping / with I2t characteristic	1.5;2;2.5;3;4;5;6;8;10
reference value setting current (I _{sd}) / for S-tripping / with I2t characteristic	x I _r
set values delay time (tsd) / for S-tripping / with I2t characteristic	0.1;0.2;0.3;0.4
set values setting current (I _{sd}) / for S-tripping / with I2t characteristic / for eSet / independent of direction	0.6-10;0.001
adjustable absolute value setting current (I _{sd})	
• for S-tripping / with I2t characteristic / for eSet / independent of direction / minimum	378 A
• at 500 V / for S-tripping / with I2t characteristic / for eSet / independent of direction / maximum	40 kA
• at 690 V / for S-tripping / with I2t characteristic / for eSet / independent of direction / maximum	33.6 kA
set values delay time (tsd) / for S-tripping / with I2t characteristic / for eSet / independent of direction	0.02-0.4; 0.001
product feature / for I-tripping	
• can be switched on/off	Yes
• decoder and infinite adjustability are selectable (with eSet)	Yes
set values setting current (I _i) / for I-tripping	1.5;2;3;4;6;8;10;12;15
reference value setting current (I _i) / for I-tripping	x I _n
tripping factor setting current (I _{imax}) / for I-tripping	0.8
reference value setting current (I _{imax}) / for I-tripping	x I _{cs}
set values setting current (I _i) / for I-tripping / for eSet	1.5-15;0.001
adjustable absolute value setting current (I _i)	
• for I-tripping / for eSet / minimum	945 A
• at 500 V / for I-tripping / for eSet / maximum	44 kA
• at 690 V / for I-tripping / for eSet / maximum	33.6 kA
G: ground fault GF	
product feature / for G-tripping	
• selectable characteristic function	No
Further protective functions	
protection function	
• maintenance mode DAS+	Yes
Measuring functions	
measurement function	
• current measurement	Yes
Communication	
communication function	No
Service Life	
mechanical service life (operating cycles)	
• without support / typical	15000
• with support / typical	30000
electrical endurance (operating cycles)	
• at 690 V / without support / typical	10000
• at 690 V / with support / typical	30000
Dimensions	

height	437 mm
width	320 mm
depth	357 mm
Main connection	
arrangement of electrical connectors / for main current circuit	front main circuit connection, double hole
Auxiliary circuit	
design of the auxiliary switch	2 NO + 2 NC
number of NC contacts / for auxiliary contacts	2
number of NO contacts / for auxiliary contacts	2
number of CO contacts / for auxiliary contacts	0
Internal accessories	
product component	
• undervoltage release	Yes
• voltage trigger	No
• trip indicator	Yes
• motor drive	No
Environmental conditions	
protection class IP / on the front	IP20
ambient temperature / during operation	
• minimum	-40 °C
• maximum	70 °C
ambient temperature / during storage	
• minimum	-40 °C
• maximum	80 °C
Environmental footprint	
Siemens Eco Profile (SEP)	Siemens EcoTech
Certificates	
reference code	
• according to IEC 81346-2	Q
General Product Approval	
EMV	
     	
Radio Equipment Type Approval Certificate	
Miscellaneous  Miscellaneous FCC Miscellaneous Special Test Certificate	
Maritime application	
     	
other	
Confirmation Manufacturer Declaration Transport Information Dangerous goods information  	
Environment	



Further information

Information on the packaging

<https://support.industry.siemens.com/cs/ww/en/view/109813875>

Industry Mall (Online ordering system)

<https://mall.industry.siemens.com/mall/en/en/Catalog/product?mlfb=3WA1106-2AE03-0AQ0>

Service&Support (Manuals, Certificates, Characteristics, FAQs,...)

<https://support.industry.siemens.com/cs/ww/en/ps/3WA1106-2AE03-0AQ0>

Image database (product images, 2D dimension drawings, 3D models, device circuit diagrams, ...)

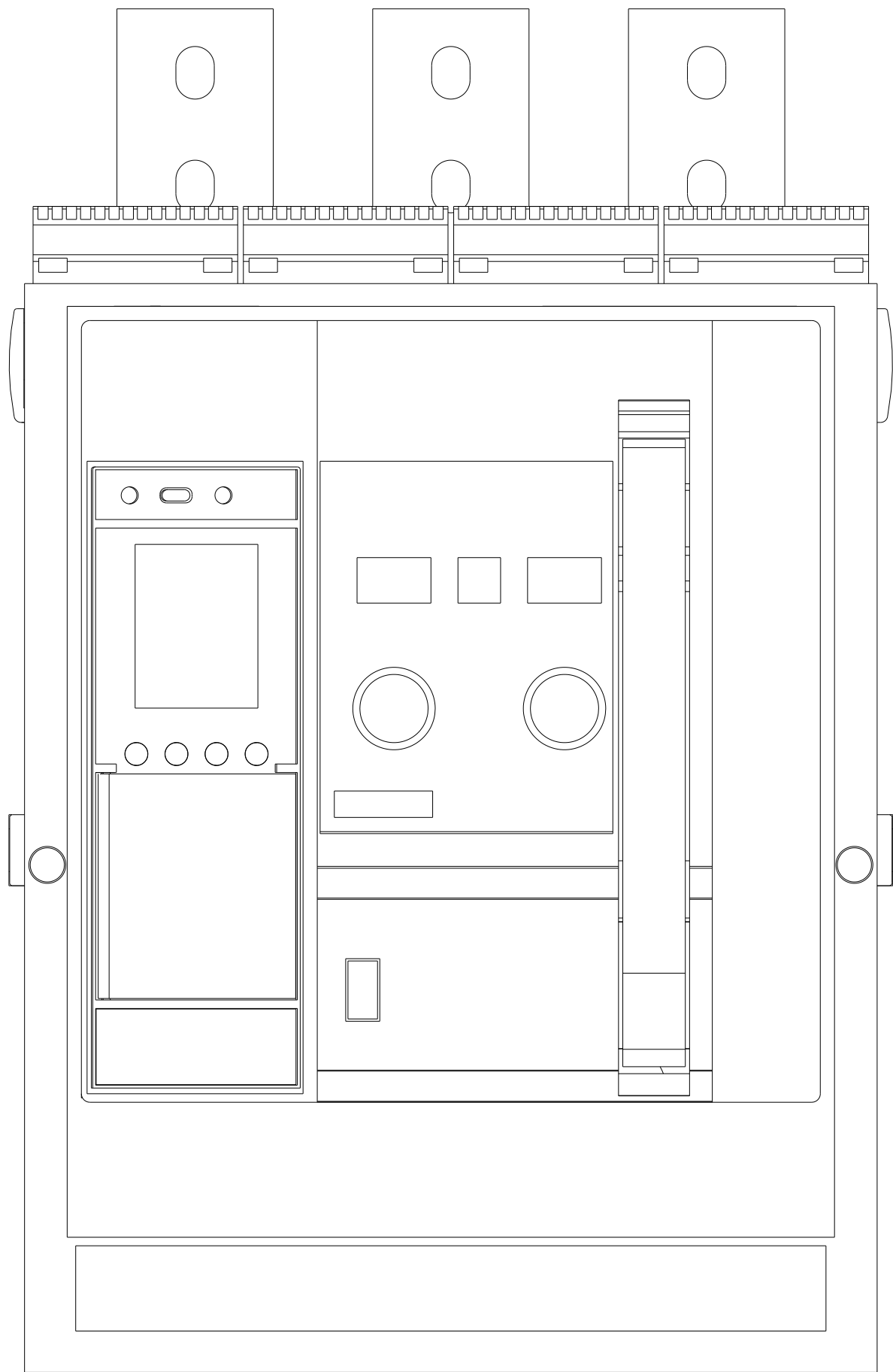
http://www.automation.siemens.com/bilddb/cax_en.aspx?mlfb=3WA1106-2AE03-0AQ0

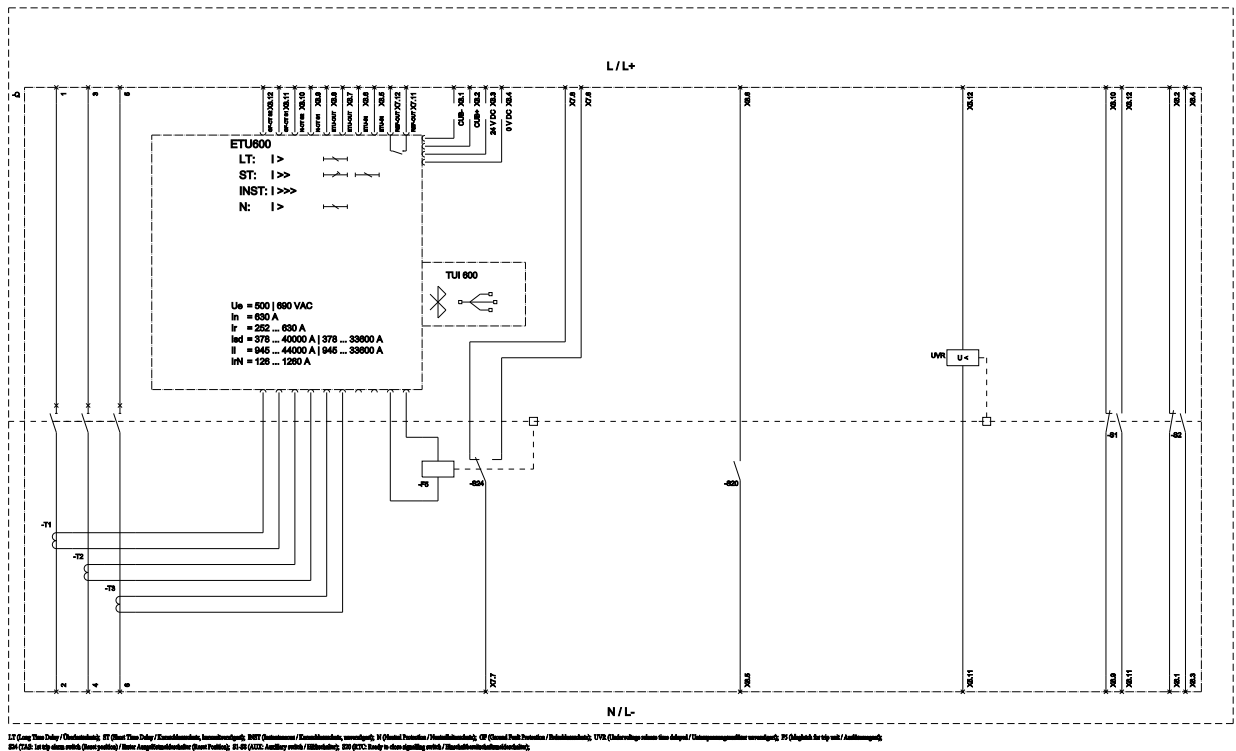
CAX-Online-Generator

<http://www.siemens.com/cax>

Information- and Downloadcenter (catalogues, leaflets,...)

<http://www.siemens.com/energy-automation>





last modified:

9/8/2024

