


Siemens
EcoTech



Withdrawable circuit breaker with guide frame, IEC 60947-2, frame size 1, 3-poles, $I_n=1000\text{A}$ up to 690V AC 50/60Hz, breaking capacity S $I_{cu}=66/50\text{kA}$ at 500/690V, Trip unit ETU300 LSIG optimized for standard applications, without display Protection LT, ST, INST, GF, N-protection required an external N-sensor, incl. trip alarm switch (1xCO), rear connection horizontal, guide frame with shutter and w/o position signalling switch, without Com & metering function Manual operating mechanism with mechanical closing, without Spring charging motor, Ready-to-close signal. switch, Auxiliary switches 2NO+2NC, without Closing coil (CC), manual operating mechanism with mechanical closing, without Remote trip alarm reset coil (RR), without 2nd shunt trip, without 1st Shunt trip



Model	
product brand name	SENTRON
product designation	Air circuit breaker
suitability for use	circuit breaker
size of the circuit-breaker	I
number of poles	3
position / of neutral conductor	no internal N-conductor
fastening method	withdrawable circuit breaker
design of the product	AC application
type of the driving mechanism	manual operating mechanism with mechanical or electrical closing
design of the electronic trip unit	ETU300 LSIG
Weight	75.873 kg
Net Weight	62.873 kg
General technical data	
insulation voltage / rated value	1000 V
operating voltage / at AC / at 50/60 Hz / rated value	690 V
power loss [W] / maximum	130 W
Current	
continuous current / rated value / maximum	1000 A
continuous current / rated value	1000 A
operational current	
• at 40 °C / rated value	1000 A
• at 45 °C / rated value	1000 A
• at 50 °C / rated value	1000 A
• at 55 °C / rated value	1000 A
• at 60 °C / rated value	1000 A
• at 65 °C / rated value	1000 A
• at 70 °C / rated value	1000 A
Switching capacity and short-time withstand current, according to IEC 60947-2	
switching capacity class of the circuit breaker	S
maximum short-circuit current breaking capacity (I_{cu})	
• at 500 V / rated value	66 kA
• at 690 V / rated value	50 kA
operating short-circuit current breaking capacity (I_{cs})	
• at 500 V / rated value	66 kA
• at 690 V / rated value	50 kA
short-circuit current making capacity (I_{cm})	

<ul style="list-style-type: none"> • at 500 V / rated value • at 690 V / rated value 	<p>145 kA</p> <p>105 kA</p>
<p>short-time withstand current (I_{cw}) / at 500 V AC</p> <ul style="list-style-type: none"> • for 0.5 s / rated value • for 1 s / rated value • for 2 s / rated value • for 3 s / rated value 	<p>66 kA</p> <p>66 kA</p> <p>45 kA</p> <p>35 kA</p>
<p>short-time withstand current (I_{cw}) / at 690 V AC</p> <ul style="list-style-type: none"> • for 0.5 s / rated value • for 1 s / rated value • for 2 s / rated value • for 3 s / rated value 	<p>50 kA</p> <p>50 kA</p> <p>45 kA</p> <p>35 kA</p>

Electronic release unit

<p>product feature</p> <ul style="list-style-type: none"> • upgradable • Bluetooth and USB interface • decoder for basic protection functions • display and function keys • SENTRON powerconfig configuration software 	<p>No</p> <p>No</p> <p>Yes</p> <p>No</p> <p>No</p>
---	--

Basic protection functions

<p>product feature / for L-tripping</p> <ul style="list-style-type: none"> • can be switched on/off • selectable characteristic function • decoder and infinite adjustability are selectable with eSet 	<p>No</p> <p>No</p> <p>No</p>
<p>set values setting current (I_r) / for L-tripping / with I_{2t} characteristic</p>	<p>0.4;0.5;0.6;0.7;0.75;0.8;0.85;0.9;0.95;1.0</p>
<p>reference value setting current (I_r) / for L-tripping / with I_{2t} characteristic</p>	<p>x I_n</p>
<p>set values delay time (t_r) / for L-tripping / with I_{2t} characteristic</p>	<p>0.75;1;2;5;8;10;14;17;21;25</p>
<p>reference value delay time (t_r) / for L-tripping / with I_{2t} characteristic</p>	<p>s</p>
<p>L: Overload protection N-conductor</p>	
<p>product feature / with neutral conductor protection / can be switched on/off</p>	<p>No</p>
<p>setting values setting current (I_{nN}) / for N-tripping</p>	<p>1</p>
<p>reference value setting current (I_{nN}) / for N-tripping</p>	<p>x I_n</p>
<p>S: delayed short-circuit protection ST</p>	
<p>product feature / for S-tripping</p> <ul style="list-style-type: none"> • independent of direction / can be switched on/off • independent of direction / selectable characteristic function • decoder and infinite adjustability are selectable with eSet 	<p>Yes</p> <p>Yes</p> <p>No</p>
<p>S: delayed short-circuit protection ST, settings values I_{0t}</p>	
<p>set values setting current (I_{sd}) / for S-tripping / with I_{0t} characteristic</p>	<p>1.5;2;2.5;3;4;5;6;8;10</p>
<p>reference value setting current (I_{sd}) / for S-tripping / with I_{0t} characteristic</p>	<p>x I_r</p>
<p>set values delay time (t_{sd}) / for S-tripping / with I_{0t} characteristic</p>	<p>0.08;0.15;0.22;0.3;0.4</p>
<p>reference value delay time (t_{sd}) / for S-tripping / with I_{0t} characteristic</p>	<p>s</p>
<p>S: delayed short-circuit protection ST, settings values I_{2t}</p>	
<p>set values setting current (I_{sd}) / for S-tripping / with I_{2t} characteristic</p>	<p>1.5;2;2.5;3;4;5;6;8;10</p>
<p>reference value setting current (I_{sd}) / for S-tripping / with I_{2t} characteristic</p>	<p>x I_r</p>
<p>set values delay time (t_{sd}) / for S-tripping / with I_{2t} characteristic</p>	<p>0.08;0.15;0.22;0.3;0.4</p>
<p>product feature / for I-tripping</p> <ul style="list-style-type: none"> • can be switched on/off • decoder and infinite adjustability are selectable (with eSet) 	<p>No</p> <p>No</p>
<p>set values setting current (I_i) / for I-tripping</p>	<p>1.5;2;3;4;5;6;8;10;12;15</p>
<p>reference value setting current (I_i) / for I-tripping</p>	<p>x I_n</p>
<p>G: ground fault GF</p>	
<p>product feature / for G-tripping</p>	

<ul style="list-style-type: none"> • can be switched on/off 	No	
<ul style="list-style-type: none"> • selectable characteristic function 	No	
set values setting current (I _g) / for G-tripping / with I0t characteristic	0,2	
reference value setting current (I _g) / for G-tripping / with I0t characteristic	x I _n	
set values delay time (t _g) / for G-tripping / with I0t characteristic	0.2	
reference value delay time (t _g) / for G-tripping / with I0t characteristic	s	
Further protective functions		
protection function <ul style="list-style-type: none"> • maintenance mode DAS+ 	Yes	
Measuring functions		
measurement function <ul style="list-style-type: none"> • current measurement 	Yes	
Communication		
communication function	No	
Service Life		
mechanical service life (operating cycles) <ul style="list-style-type: none"> • without support / typical • with support / typical 	15000 30000	
electrical endurance (operating cycles) <ul style="list-style-type: none"> • at 690 V / without support / typical • at 690 V / with support / typical 	10000 30000	
Dimensions		
height	468 mm	
width	320 mm	
depth	471 mm	
Main connection		
arrangement of electrical connectors / for main current circuit	main connection on the rear, horizontal	
Auxiliary circuit		
design of the auxiliary switch	2 NO + 2 NC	
number of NC contacts / for auxiliary contacts	2	
number of NO contacts / for auxiliary contacts	2	
number of CO contacts / for auxiliary contacts	0	
Internal accessories		
product component <ul style="list-style-type: none"> • undervoltage release • voltage trigger • trip indicator • motor drive 	No No Yes No	
Environmental conditions		
protection class IP / on the front	IP20	
ambient temperature / during operation <ul style="list-style-type: none"> • minimum • maximum 	-40 °C 70 °C	
ambient temperature / during storage <ul style="list-style-type: none"> • minimum • maximum 	-40 °C 80 °C	
Environmental footprint		
Siemens Eco Profile (SEP)	Siemens EcoTech	
Certificates		
reference code <ul style="list-style-type: none"> • according to IEC 81346-2 	Q	
General Product Approval	EMV	Radio Equipment Type Approval Certificate



[Miscellaneous](#)

Test Certificates	Marine / Shipping	other
-------------------	-------------------	-------

[Special Test Certificate](#)

[Miscellaneous](#)



[Confirmation](#)

other	Dangerous goods	Environment
-------	-----------------	-------------

[Manufacturer Declaration](#)

[Transport Information](#)



Further information

Information on the packaging

<https://support.industry.siemens.com/cs/ww/en/view/109813875>

Industry Mall (Online ordering system)

<https://mall.industry.siemens.com/mall/en/en/Catalog/product?mlfb=3WA1110-3AC32-0AA0>

Service&Support (Manuals, Certificates, Characteristics, FAQs,...)

<https://support.industry.siemens.com/cs/ww/en/ps/3WA1110-3AC32-0AA0>

Image database (product images, 2D dimension drawings, 3D models, device circuit diagrams, ...)

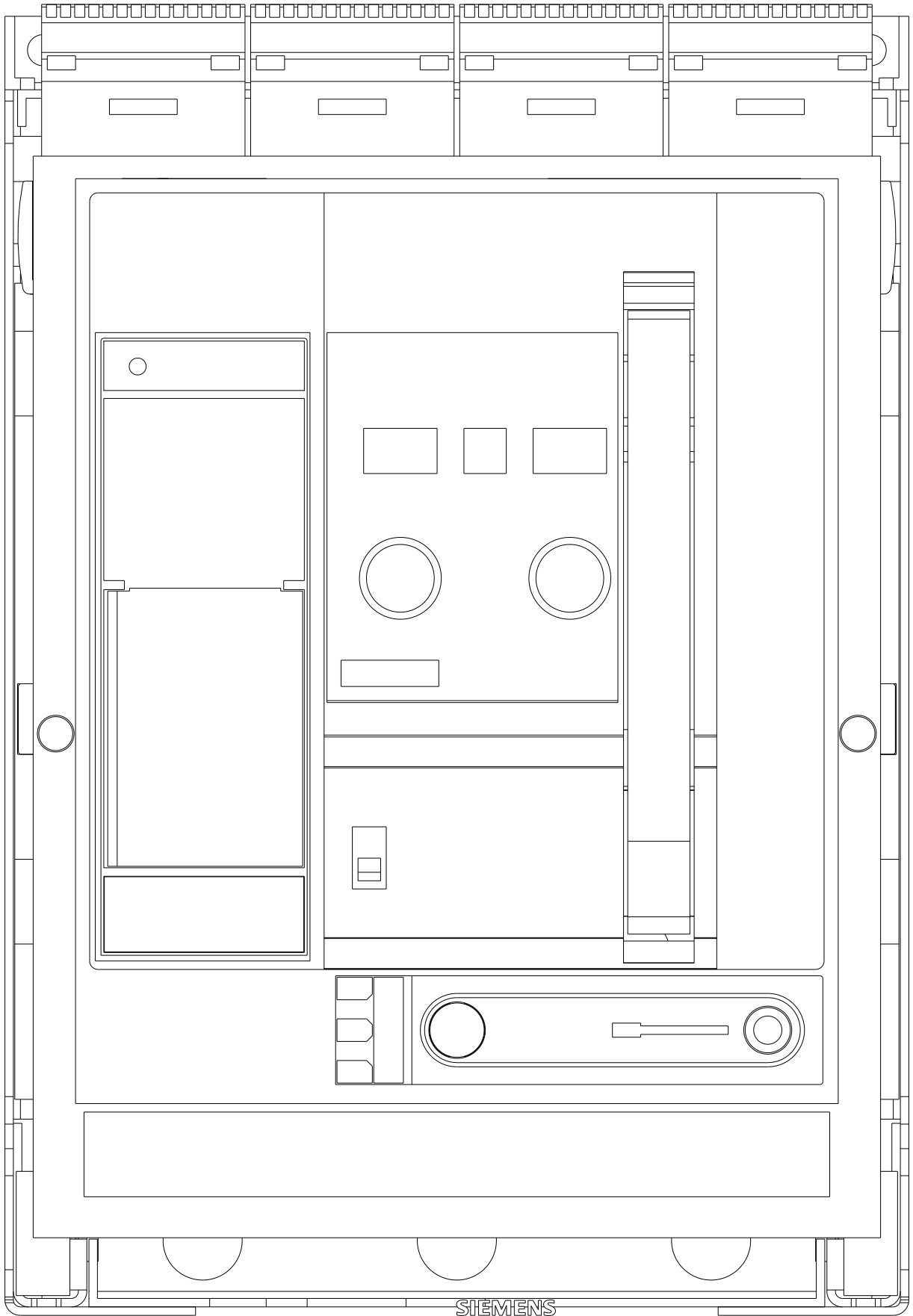
http://www.automation.siemens.com/bilddb/cax_en.aspx?mlfb=3WA1110-3AC32-0AA0

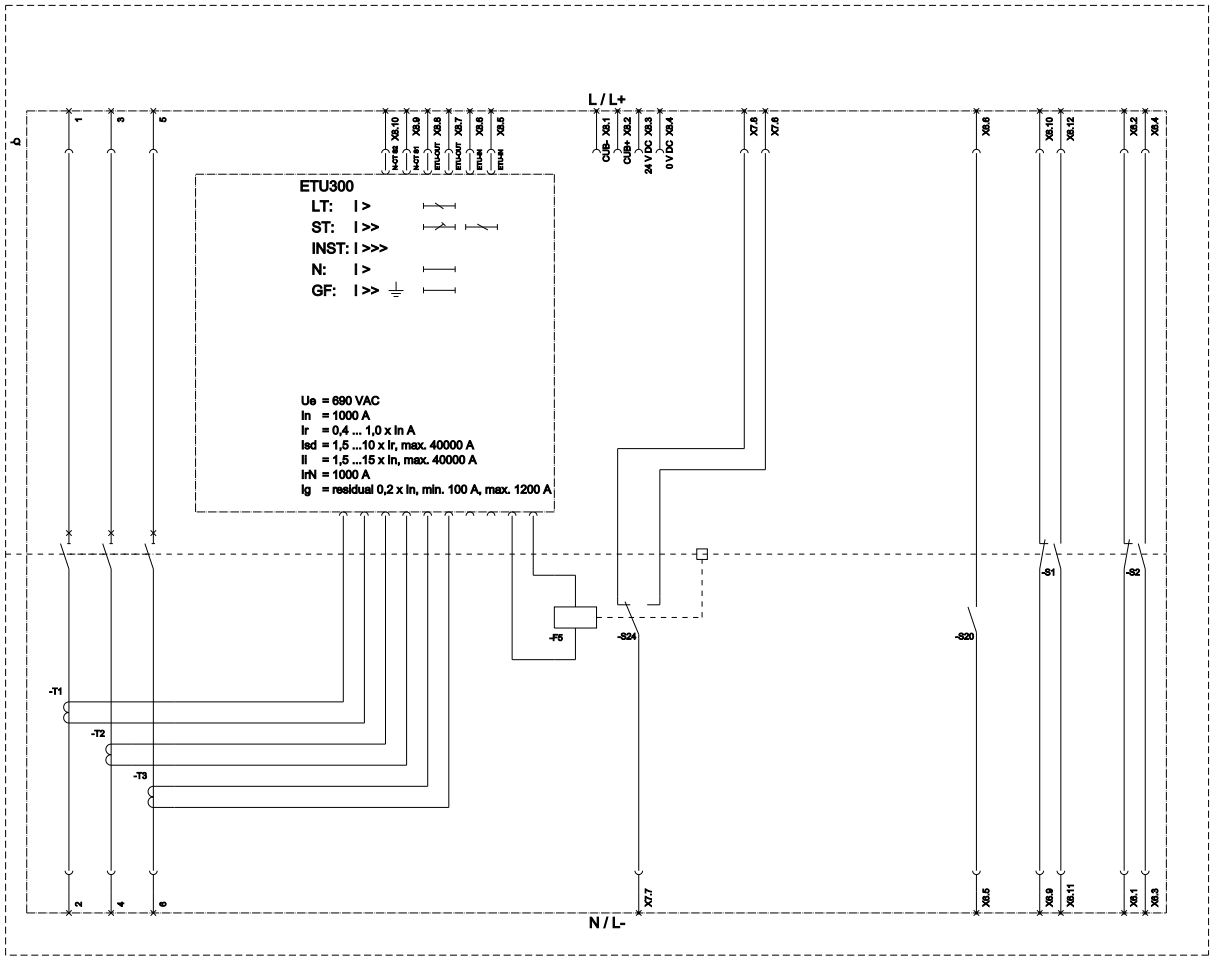
CAx-Online-Generator

<http://www.siemens.com/cax>

Information- and Downloadcenter (catalogues, leaflets,...)

<http://www.siemens.com/energy-automation>





O (Ground Fault Protection / Erdschlussschutz), LT (Long Time Delay / Dichtzeitstufe), ST (Short Time Delay / Kurzzeitstufe, kurzzeitverzug), INST (Instantaneous / Kurzzeitstufe, unverzögert), N (Neutral Protection / Neutralisierungschutz),
 GF (Ground Fault Protection / Erdschlusschutz), PS (Signal switch for trip unit / Auslösekontakt), S24 (TAS: last trip status switch (Reset Position) / Letzter Auslösekontakt (Reset Position)), S1-S8 (AUX: Auxiliary switch / Hilfskontakt),
 S20 (RTCC: Ready to close signaling switch / Bereitschaftsschaltkontakt), T20: position signaling switch module / Positionsmelderschaltkontakt.

last modified:

5/5/2025

