


Siemens
EcoTech



Withdrawable circuit breaker with guide frame, IEC 60947-2, frame size 1, 3-poles, In=1250A up to 690V AC 50/60Hz, breaking capacity N Icu=55/42kA at 500/690V, Trip unit ETU300 LSI optimized for standard applications, without display Protection LT, ST, INST, N-protection required an external N-sensor, incl. trip alarm switch (1xCO), rear connection horizontal, guide frame with shutter and w/o position signalling switch, without Com & metering function Manual operating mechanism with mechanical closing, without Spring charging motor, Ready-to-close signal. switch, Auxiliary switches 2NO+2NC, without Closing coil (CC), manual operating mechanism with mechanical closing, without Remote trip alarm reset coil (RR), without 2nd shunt trip, Shunt trip (ST) 100% OP 208-240 V AC / 220-250 V DC, suitable for continuous duty,



Model	
product brand name	SENTRON
product designation	Air circuit breaker
suitability for use	circuit breaker
size of the circuit-breaker	I
number of poles	3
position / of neutral conductor	no internal N-conductor
fastening method	withdrawable circuit breaker
design of the product	AC application
type of the driving mechanism	manual operating mechanism with mechanical or electrical closing
design of the electronic trip unit	ETU300 LSI
Weight	75.1 kg
Net Weight	62.1 kg
General technical data	
insulation voltage / rated value	1000 V
operating voltage / at AC / at 50/60 Hz / rated value	690 V
power loss [W] / maximum	205 W
Current	
continuous current / rated value / maximum	1250 A
continuous current / rated value	1250 A
operational current	
• at 40 °C / rated value	1250 A
• at 45 °C / rated value	1250 A
• at 50 °C / rated value	1250 A
• at 55 °C / rated value	1250 A
• at 60 °C / rated value	1250 A
• at 70 °C / rated value	1210 A
Switching capacity and short-time withstand current, according to IEC 60947-2	
switching capacity class of the circuit breaker	N
maximum short-circuit current breaking capacity (Icu)	
• at 500 V / rated value	55 kA
• at 690 V / rated value	42 kA
operating short-circuit current breaking capacity (Ics)	
• at 500 V / rated value	55 kA
• at 690 V / rated value	42 kA
short-circuit current making capacity (Icm)	
• at 500 V / rated value	121 kA

<ul style="list-style-type: none"> at 690 V / rated value 	88 kA
short-time withstand current (I _{cw}) / at 500 V AC	
<ul style="list-style-type: none"> for 0.5 s / rated value for 1 s / rated value for 2 s / rated value for 3 s / rated value 	55 kA 50 kA 35 kA 30 kA
short-time withstand current (I _{cw}) / at 690 V AC	
<ul style="list-style-type: none"> for 0.5 s / rated value for 1 s / rated value for 2 s / rated value for 3 s / rated value 	42 kA 42 kA 35 kA 30 kA

Electronic release unit

product feature	
<ul style="list-style-type: none"> upgradable Bluetooth and USB interface decoder for basic protection functions display and function keys SENTRON powerconfig configuration software 	No No Yes No No

Basic protection functions

product feature / for L-tripping	
<ul style="list-style-type: none"> can be switched on/off selectable characteristic function decoder and infinite adjustability are selectable with eSet 	No No No
set values setting current (I _r) / for L-tripping / with I _{2t} characteristic	0.4;0.5;0.6;0.7;0.75;0.8;0.85;0.9;0.95;1.0
reference value setting current (I _r) / for L-tripping / with I _{2t} characteristic	x I _n
set values delay time (t _r) / for L-tripping / with I _{2t} characteristic	0.75;1;2;5;8;10;14;17;21;25
reference value delay time (t _r) / for L-tripping / with I _{2t} characteristic	s
L: Overload protection N-conductor	
product feature / with neutral conductor protection / can be switched on/off	No
setting values setting current (I _{nN}) / for N-tripping	1
reference value setting current (I _{nN}) / for N-tripping	x I _n
S: delayed short-circuit protection ST	
product feature / for S-tripping	
<ul style="list-style-type: none"> independent of direction / can be switched on/off independent of direction / selectable characteristic function decoder and infinite adjustability are selectable with eSet 	Yes Yes No
S: delayed short-circuit protection ST, settings values I_{0t}	
set values setting current (I _{sd}) / for S-tripping / with I _{0t} characteristic	1.5;2;2.5;3;4;5;6;8;10
reference value setting current (I _{sd}) / for S-tripping / with I _{0t} characteristic	x I _r
set values delay time (t _{sd}) / for S-tripping / with I _{0t} characteristic	0.08;0.15;0.22;0.3;0.4
reference value delay time (t _{sd}) / for S-tripping / with I _{0t} characteristic	s
S: delayed short-circuit protection ST, settings values I_{2t}	
set values setting current (I _{sd}) / for S-tripping / with I _{2t} characteristic	1.5;2;2.5;3;4;5;6;8;10
reference value setting current (I _{sd}) / for S-tripping / with I _{2t} characteristic	x I _r
set values delay time (t _{sd}) / for S-tripping / with I _{2t} characteristic	0.08;0.15;0.22;0.3;0.4
product feature / for I-tripping	
<ul style="list-style-type: none"> can be switched on/off decoder and infinite adjustability are selectable (with eSet) 	No No
set values setting current (I _i) / for I-tripping	1.5;2;3;4;5;6;8;10;12;15
reference value setting current (I _i) / for I-tripping	x I _n
G: ground fault GF	
product feature / for G-tripping	
<ul style="list-style-type: none"> selectable characteristic function 	No

Further protective functions	
protection function	
<ul style="list-style-type: none"> ● maintenance mode DAS+ 	Yes
Measuring functions	
measurement function	
<ul style="list-style-type: none"> ● current measurement 	Yes
Communication	
communication function	No
Service Life	
mechanical service life (operating cycles)	
<ul style="list-style-type: none"> ● without support / typical 	15000
<ul style="list-style-type: none"> ● with support / typical 	30000
electrical endurance (operating cycles)	
<ul style="list-style-type: none"> ● at 690 V / without support / typical 	10000
<ul style="list-style-type: none"> ● at 690 V / with support / typical 	30000
Dimensions	
height	468 mm
width	320 mm
depth	471 mm
Main connection	
arrangement of electrical connectors / for main current circuit	main connection on the rear, horizontal
Auxiliary circuit	
design of the auxiliary switch	2 NO + 2 NC
number of NC contacts / for auxiliary contacts	2
number of NO contacts / for auxiliary contacts	2
number of CO contacts / for auxiliary contacts	0
Internal accessories	
product component	
<ul style="list-style-type: none"> ● undervoltage release 	No
<ul style="list-style-type: none"> ● voltage trigger 	Yes
<ul style="list-style-type: none"> ● trip indicator 	Yes
<ul style="list-style-type: none"> ● motor drive 	No
Environmental conditions	
protection class IP / on the front	IP20
ambient temperature / during operation	
<ul style="list-style-type: none"> ● minimum 	-40 °C
<ul style="list-style-type: none"> ● maximum 	70 °C
ambient temperature / during storage	
<ul style="list-style-type: none"> ● minimum 	-40 °C
<ul style="list-style-type: none"> ● maximum 	80 °C
Environmental footprint	
Siemens Eco Profile (SEP)	Siemens EcoTech
Certificates	
reference code	
<ul style="list-style-type: none"> ● according to IEC 81346-2 	Q

General Product Approval	EMV	Radio Equipment Type Approval Certificate
--------------------------	-----	---



[Miscellaneous](#)

Test Certificates	Maritime application	other
-------------------	----------------------	-------

[Special Test Certificate](#)

[Miscellaneous](#)



[Confirmation](#)

other

Dangerous goods

Environment



[Manufacturer Declaration](#)

[Transport Information](#)



Siemens
EcoTech



Further information

Information on the packaging

<https://support.industry.siemens.com/cs/ww/en/view/109813875>

Industry Mall (Online ordering system)

<https://mall.industry.siemens.com/mall/en/en/Catalog/product?mlfb=3WA1112-2AB32-0AA4>

Service&Support (Manuals, Certificates, Characteristics, FAQs,...)

<https://support.industry.siemens.com/cs/ww/en/ps/3WA1112-2AB32-0AA4>

Image database (product images, 2D dimension drawings, 3D models, device circuit diagrams, ...)

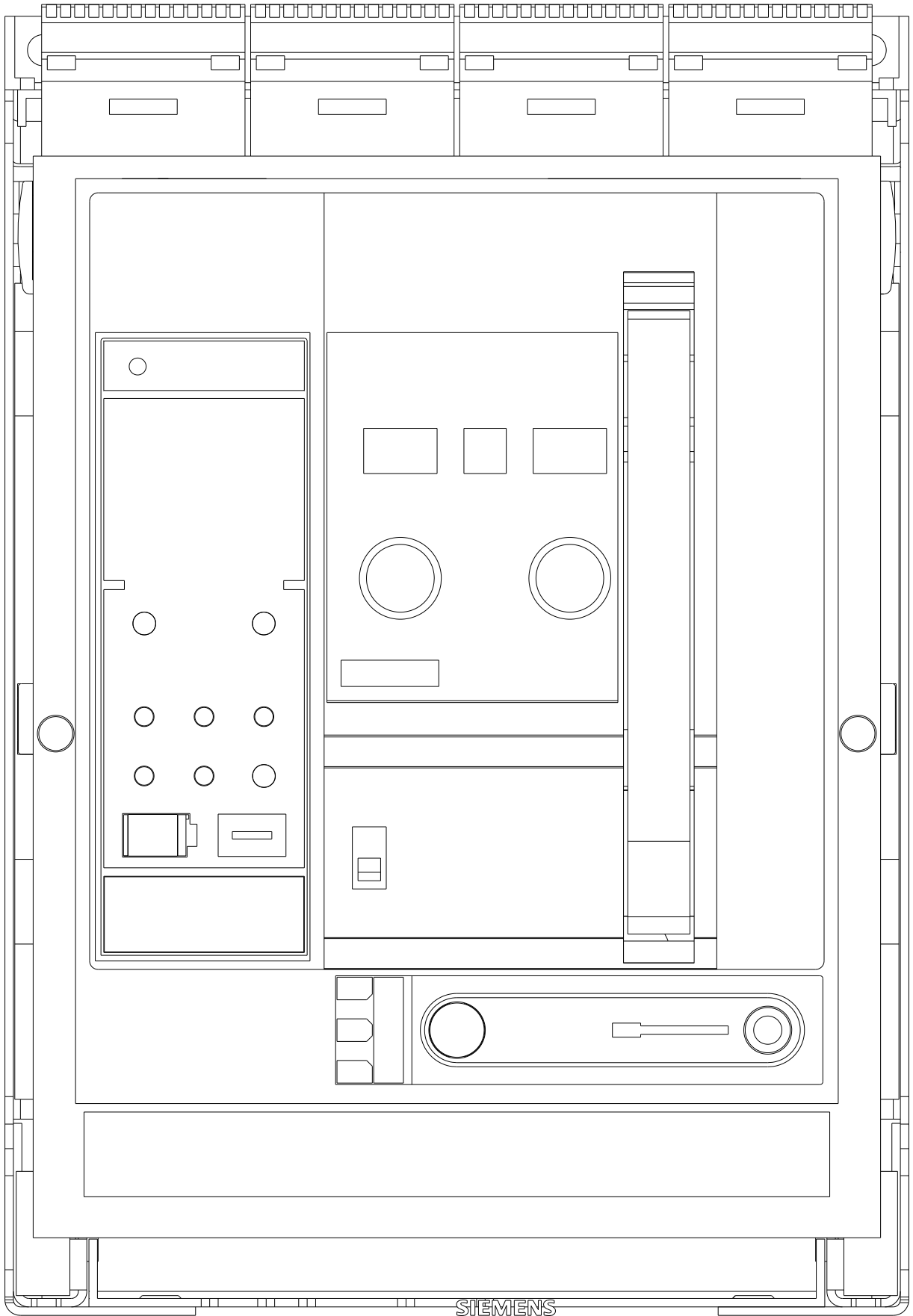
http://www.automation.siemens.com/bilddb/cax_en.aspx?mlfb=3WA1112-2AB32-0AA4

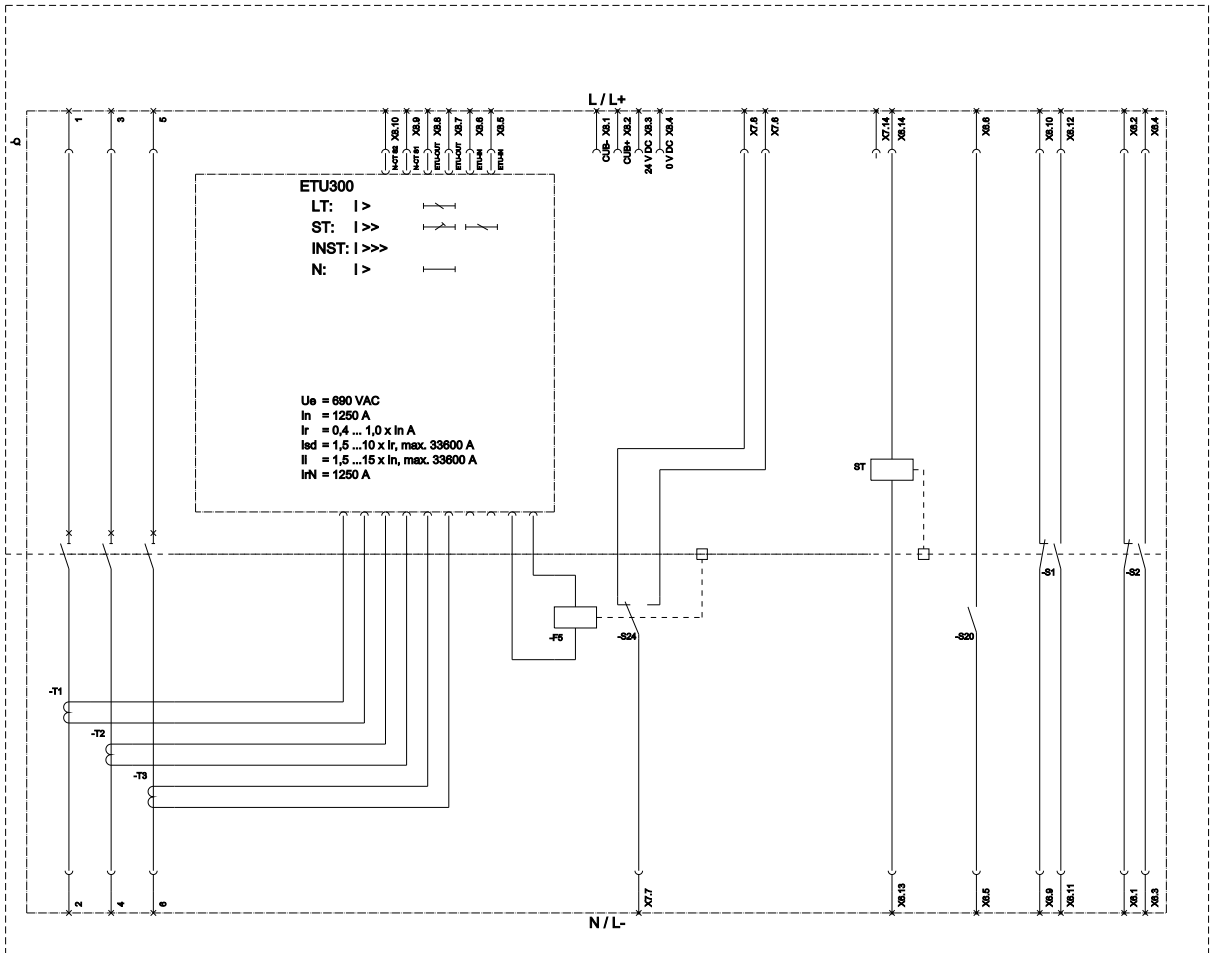
CAX-Online-Generator

<http://www.siemens.com/cax>

Information- and Downloadcenter (catalogues, leaflets,...)

<http://www.siemens.com/energy-automation>





LT (Long Time Delay / Überlastschutz), ST (Short Time Delay / Kurzschlusschutz, Inzertverzögerung), INST (Instantaneous / Kurzschlusschutz, unverzögert), N (Neutral Protection / Neutralüberwachung), CP (Ground Fault Protection / Erdschlussüberwachung),
 S1 (1st auxiliary relay / Erste Hilfsrelais), S14 (On-off switch for necessary duty about trip / Alarmlöscher für Inanspruchnahme des Stromausfalls), S5 (Alarmlöscher für trip nach / Auslösezeitpunkt),
 S24 (24VDC 1st trip release switch (Reset position) / Starter-Ausgangsschalter (Reset Position)), S1-S9 (ATDC: Auxiliary switch / Hilfskontakt), S20 (RTCC: Ready to close signaling switch / Hin- und Herbewegungsschalter),
 F55: position signaling switch module / Positionsschaltkreisbaustein

last modified:

3/21/2024

