


Siemens
EcoTech



Withdrawable circuit breaker with guide frame, IEC 60947-2, frame size 1, 4-poles, N-pole left, $I_n=1250\text{A}$ up to 690V AC 50/60Hz, breaking capacity S $I_{cu}=66/50\text{kA}$ at 500/690V, Trip unit ETU300 LSIG optimized for standard applications, without display Protection LT, ST, INST, GF, include N-protection, (internal N-sensor available), incl. trip alarm switch (1xCO), rear connection horizontal, guide frame with shutter and w/o position signalling switch, without Com & metering function Manual operating mechanism with mechanical closing, without Spring charging motor, Ready-to-close signal. switch, Auxiliary switches 2NO+2NC, without Closing coil (CC), manual operating mechanism with mechanical closing, without Remote trip alarm reset coil (RR), without 2nd shunt trip, without 1st Shunt trip

Model	
product brand name	SENTRON
product designation	Air circuit breaker
suitability for use	circuit breaker
size of the circuit-breaker	I
number of poles	4
position / of neutral conductor	neutral left
fastening method	withdrawable circuit breaker
design of the product	AC application
type of the driving mechanism	manual operating mechanism with mechanical or electrical closing
design of the electronic trip unit	ETU300 LSIG
Weight	86.7 kg
Net Weight	73.7 kg
General technical data	
insulation voltage / rated value	1000 V
operating voltage / at AC / at 50/60 Hz / rated value	690 V
power loss [W] / maximum	205 W
Current	
continuous current / rated value / maximum	1250 A
continuous current / rated value	1250 A
operational current	
• at 40 °C / rated value	1250 A
• at 45 °C / rated value	1250 A
• at 50 °C / rated value	1250 A
• at 55 °C / rated value	1250 A
• at 60 °C / rated value	1250 A
• at 70 °C / rated value	1210 A
Switching capacity and short-time withstand current, according to IEC 60947-2	
switching capacity class of the circuit breaker	S
maximum short-circuit current breaking capacity (I_{cu})	
• at 500 V / rated value	66 kA
• at 690 V / rated value	50 kA
operating short-circuit current breaking capacity (I_{cs})	
• at 500 V / rated value	66 kA
• at 690 V / rated value	50 kA
short-circuit current making capacity (I_{cm})	
• at 500 V / rated value	145 kA

<ul style="list-style-type: none"> at 690 V / rated value 	105 kA
short-time withstand current (I _{cw}) / at 500 V AC	
<ul style="list-style-type: none"> for 0.5 s / rated value for 1 s / rated value for 2 s / rated value for 3 s / rated value 	66 kA 66 kA 45 kA 35 kA
short-time withstand current (I _{cw}) / at 690 V AC	
<ul style="list-style-type: none"> for 0.5 s / rated value for 1 s / rated value for 2 s / rated value for 3 s / rated value 	50 kA 50 kA 45 kA 35 kA

Electronic release unit

product feature	
<ul style="list-style-type: none"> upgradable Bluetooth and USB interface decoder for basic protection functions display and function keys SENTRON powerconfig configuration software 	No No Yes No No

Basic protection functions

product feature / for L-tripping	
<ul style="list-style-type: none"> can be switched on/off selectable characteristic function decoder and infinite adjustability are selectable with eSet 	No No No
set values setting current (I _r) / for L-tripping / with I _{2t} characteristic	0.4;0.5;0.6;0.7;0.75;0.8;0.85;0.9;0.95;1.0
reference value setting current (I _r) / for L-tripping / with I _{2t} characteristic	x I _n
set values delay time (t _r) / for L-tripping / with I _{2t} characteristic	0.75;1;2;5;8;10;14;17;21;25
reference value delay time (t _r) / for L-tripping / with I _{2t} characteristic	s
L: Overload protection N-conductor	
product feature / with neutral conductor protection / can be switched on/off	No
setting values setting current (I _{nN}) / for N-tripping	1
reference value setting current (I _{nN}) / for N-tripping	x I _n
S: delayed short-circuit protection ST	
product feature / for S-tripping	
<ul style="list-style-type: none"> independent of direction / can be switched on/off independent of direction / selectable characteristic function decoder and infinite adjustability are selectable with eSet 	Yes Yes No
S: delayed short-circuit protection ST, settings values I_{0t}	
set values setting current (I _{sd}) / for S-tripping / with I _{0t} characteristic	1.5;2;2.5;3;4;5;6;8;10
reference value setting current (I _{sd}) / for S-tripping / with I _{0t} characteristic	x I _r
set values delay time (t _{sd}) / for S-tripping / with I _{0t} characteristic	0.08;0.15;0.22;0.3;0.4
reference value delay time (t _{sd}) / for S-tripping / with I _{0t} characteristic	s
S: delayed short-circuit protection ST, settings values I_{2t}	
set values setting current (I _{sd}) / for S-tripping / with I _{2t} characteristic	1.5;2;2.5;3;4;5;6;8;10
reference value setting current (I _{sd}) / for S-tripping / with I _{2t} characteristic	x I _r
set values delay time (t _{sd}) / for S-tripping / with I _{2t} characteristic	0.08;0.15;0.22;0.3;0.4
product feature / for I-tripping	
<ul style="list-style-type: none"> can be switched on/off decoder and infinite adjustability are selectable (with eSet) 	No No
set values setting current (I _i) / for I-tripping	1.5;2;3;4;5;6;8;10;12;15
reference value setting current (I _i) / for I-tripping	x I _n
G: ground fault GF	
product feature / for G-tripping	
<ul style="list-style-type: none"> can be switched on/off 	No

• selectable characteristic function	No	
set values setting current (I _g) / for G-tripping / with I0t characteristic	0,2	
reference value setting current (I _g) / for G-tripping / with I0t characteristic	x I _n	
set values delay time (t _g) / for G-tripping / with I0t characteristic	0.2	
reference value delay time (t _g) / for G-tripping / with I0t characteristic	s	
Further protective functions		
protection function		
• maintenance mode DAS+	Yes	
Measuring functions		
measurement function		
• current measurement	Yes	
Communication		
communication function	No	
Service Life		
mechanical service life (operating cycles)		
• without support / typical	15000	
• with support / typical	30000	
electrical endurance (operating cycles)		
• at 690 V / without support / typical	10000	
• at 690 V / with support / typical	30000	
Dimensions		
height	468 mm	
width	410 mm	
depth	471 mm	
Main connection		
arrangement of electrical connectors / for main current circuit	main connection on the rear, horizontal	
Auxiliary circuit		
design of the auxiliary switch	2 NO + 2 NC	
number of NC contacts / for auxiliary contacts	2	
number of NO contacts / for auxiliary contacts	2	
number of CO contacts / for auxiliary contacts	0	
Internal accessories		
product component		
• undervoltage release	No	
• voltage trigger	No	
• trip indicator	Yes	
• motor drive	No	
Environmental conditions		
protection class IP / on the front	IP20	
ambient temperature / during operation		
• minimum	-40 °C	
• maximum	70 °C	
ambient temperature / during storage		
• minimum	-40 °C	
• maximum	80 °C	
Environmental footprint		
Siemens Eco Profile (SEP)	Siemens EcoTech	
Certificates		
reference code		
• according to IEC 81346-2	Q	
General Product Approval	EMV	Radio Equipment Type Approval Certificate



EG-Konf.



[Miscellaneous](#)

Test Certificates		Maritime application			other
Special Test Certificate	Miscellaneous	 ABS	 BUREAU VERITAS	 LRS	Manufacturer Declaration
other		Dangerous goods	Environment		
Confirmation		Transport Information			

Further information

Information on the packaging

<https://support.industry.siemens.com/cs/ww/en/view/109813875>

Industry Mall (Online ordering system)

<https://mall.industry.siemens.com/mall/en/en/Catalog/product?mlfb=3WA1112-3AC42-0AA0>

Service&Support (Manuals, Certificates, Characteristics, FAQs,...)

<https://support.industry.siemens.com/cs/ww/en/ps/3WA1112-3AC42-0AA0>

Image database (product images, 2D dimension drawings, 3D models, device circuit diagrams, ...)

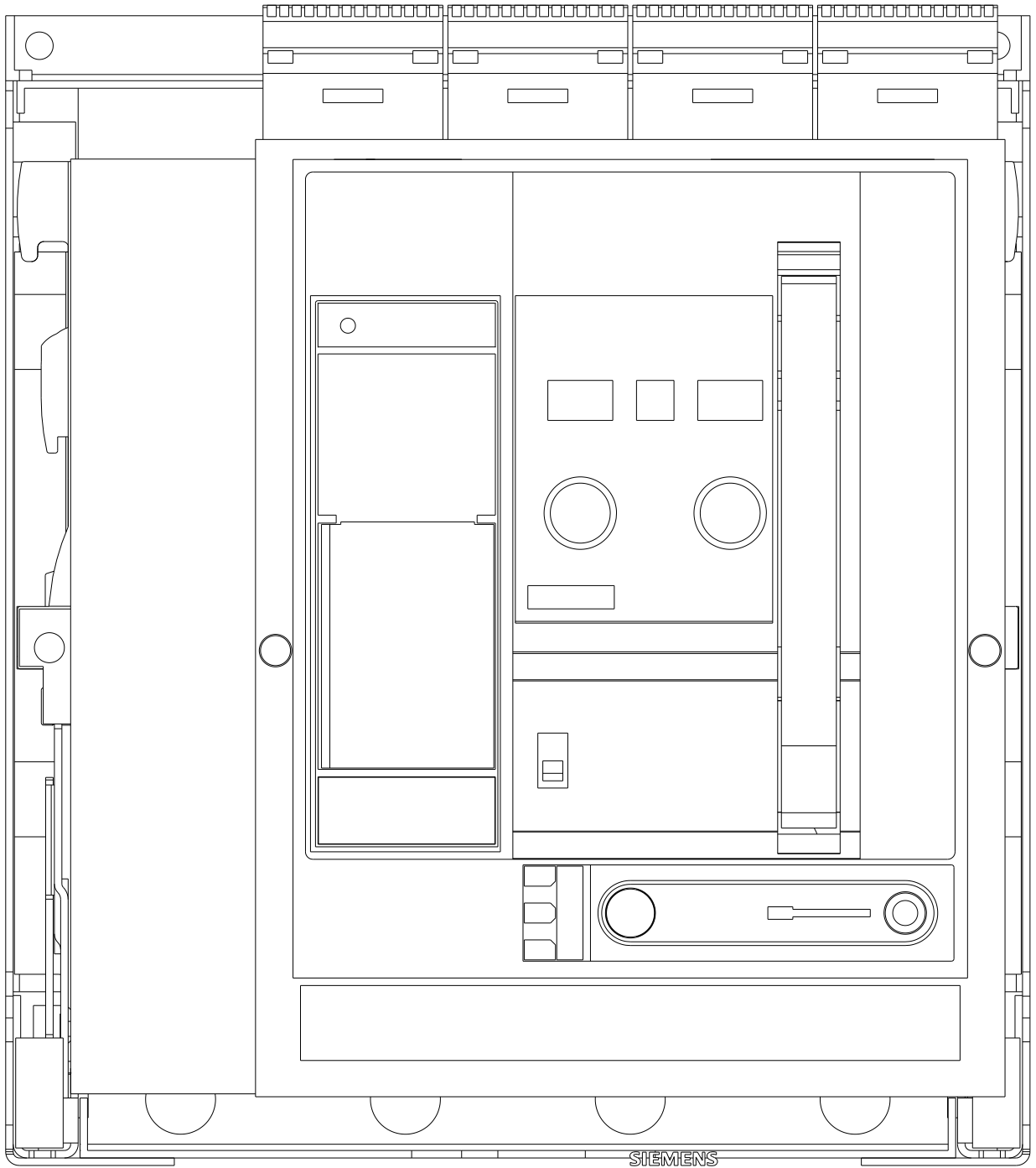
http://www.automation.siemens.com/bilddb/cax_en.aspx?mlfb=3WA1112-3AC42-0AA0

CAX-Online-Generator

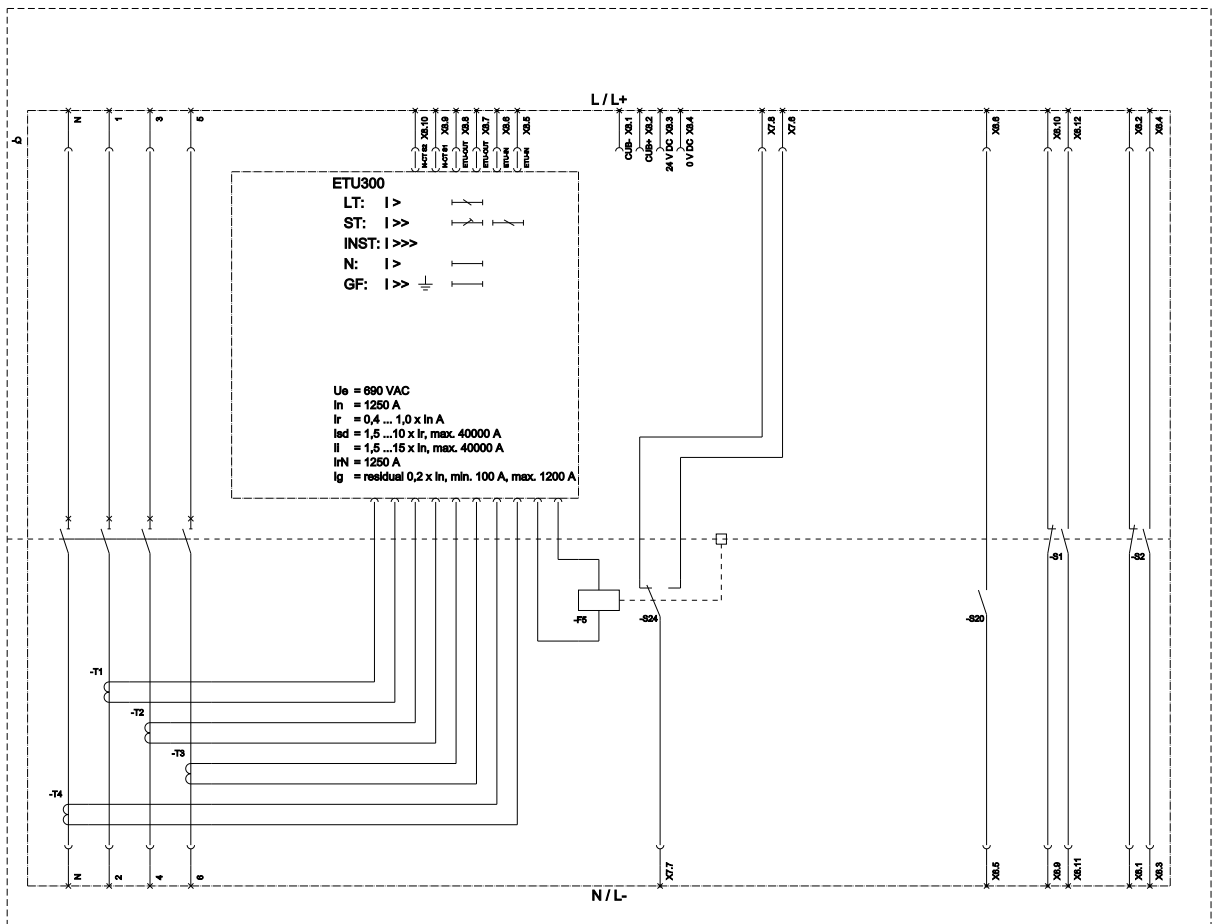
<http://www.siemens.com/cax>

Information- and Downloadcenter (catalogues, leaflets,...)

<http://www.siemens.com/energy-automation>



SIEMENS



G (General Fault Protection / Betriebsausfall), LT (Long Time Delay / Überlastschutz), ST (Short Time Delay / Kurzschlusschutz, Inzenströme), INST (Instantaneous / Kurzschlusschutz, unverschiebbar), N (Neutral Protection / Neutralfehlschutz), GF (General Fault Protection / Betriebsausfall), F5 (Auslösch für trip unit / Auslöschung), S24 (TAR: 1st trip alarm switch (Reset position) / 1. Auslöschschalter (Reset Position)), S1-S8 (ALDC: Auxiliary switch / Hilfskontakt), S20 (RTC: Ready-to-close signaling switch / Betriebsbereitschaftsschalter), F20: position signaling switch module / Positionsmelderschalter.

last modified:

10/15/2024

