






Withdrawable circuit breaker with guide frame, IEC 60947-2, frame size 1, 3-poles, $I_n=1600\text{A}$ up to 690V AC 50/60Hz, breaking capacity S $I_{cu}=66/50\text{kA}$ at 500/690V, Trip unit ETU300 LSIG optimized for standard applications, without display Protection LT, ST, INST, GF, N-protection required an external N-sensor, incl. trip alarm switch (1xCO), rear connection horizontal, guide frame with shutter and w/o position signalling switch, without Com & metering function Manual operating mechanism with mechanical closing, without Spring charging motor, Ready-to-close signal. switch, Auxiliary switches 2NO+2NC, without Closing coil (CC), manual operating mechanism with mechanical closing, without Remote trip alarm reset coil (RR), without 2nd shunt trip, without 1st Shunt trip

Model	
product brand name	SENTRON
product designation	Air circuit breaker
suitability for use	circuit breaker
size of the circuit-breaker	I
number of poles	3
position / of neutral conductor	no internal N-conductor
fastening method	withdrawable circuit breaker
design of the product	AC application
type of the driving mechanism	manual operating mechanism with mechanical or electrical closing
design of the electronic trip unit	ETU300 LSIG
Weight	75.3 kg
Net Weight	62.3 kg
General technical data	
insulation voltage / rated value	1000 V
operating voltage / at AC / at 50/60 Hz / rated value	690 V
power loss [W] / maximum	310 W
Current	
continuous current / rated value / maximum	1600 A
continuous current / rated value	1600 A
operational current	
• at 40 °C / rated value	1600 A
• at 45 °C / rated value	1600 A
• at 50 °C / rated value	1600 A
• at 55 °C / rated value	1600 A
• at 60 °C / rated value	1600 A
• at 70 °C / rated value	1490 A
Switching capacity and short-time withstand current, according to IEC 60947-2	
switching capacity class of the circuit breaker	S
maximum short-circuit current breaking capacity (I_{cu})	
• at 500 V / rated value	66 kA
• at 690 V / rated value	50 kA
operating short-circuit current breaking capacity (I_{cs})	
• at 500 V / rated value	66 kA
• at 690 V / rated value	50 kA
short-circuit current making capacity (I_{cm})	
• at 500 V / rated value	145 kA
• at 690 V / rated value	105 kA
short-time withstand current (I_{cw}) / at 500 V AC	
• for 0.5 s / rated value	66 kA

<ul style="list-style-type: none"> • for 1 s / rated value 	66 kA
<ul style="list-style-type: none"> • for 2 s / rated value 	45 kA
<ul style="list-style-type: none"> • for 3 s / rated value 	35 kA
short-time withstand current (I _{cw}) / at 690 V AC	
<ul style="list-style-type: none"> • for 0.5 s / rated value 	50 kA
<ul style="list-style-type: none"> • for 1 s / rated value 	50 kA
<ul style="list-style-type: none"> • for 2 s / rated value 	45 kA
<ul style="list-style-type: none"> • for 3 s / rated value 	35 kA
Electronic release unit	
product feature	
<ul style="list-style-type: none"> • upgradable 	No
<ul style="list-style-type: none"> • Bluetooth and USB interface 	No
<ul style="list-style-type: none"> • decoder for basic protection functions 	Yes
<ul style="list-style-type: none"> • display and function keys 	No
<ul style="list-style-type: none"> • SENTRON powerconfig configuration software 	No
Basic protection functions	
product feature / for L-tripping	
<ul style="list-style-type: none"> • can be switched on/off 	No
<ul style="list-style-type: none"> • selectable characteristic function 	No
<ul style="list-style-type: none"> • decoder and infinite adjustability are selectable with eSet 	No
set values setting current (I _r) / for L-tripping / with I _{2t} characteristic	0.4;0.5;0.6;0.7;0.75;0.8;0.85;0.9;0.95;1.0
reference value setting current (I _r) / for L-tripping / with I _{2t} characteristic	x I _n
set values delay time (t _r) / for L-tripping / with I _{2t} characteristic	0.75;1;2;5;8;10;14;17;21;25
reference value delay time (t _r) / for L-tripping / with I _{2t} characteristic	s
L: Overload protection N-conductor	
product feature / with neutral conductor protection / can be switched on/off	No
setting values setting current (I _{nN}) / for N-tripping	1
reference value setting current (I _{nN}) / for N-tripping	x I _n
S: delayed short-circuit protection ST	
product feature / for S-tripping	
<ul style="list-style-type: none"> • independent of direction / can be switched on/off 	Yes
<ul style="list-style-type: none"> • independent of direction / selectable characteristic function 	Yes
<ul style="list-style-type: none"> • decoder and infinite adjustability are selectable with eSet 	No
S: delayed short-circuit protection ST, settings values I0t	
set values setting current (I _{sd}) / for S-tripping / with I0t characteristic	1.5;2;2.5;3;4;5;6;8;10
reference value setting current (I _{sd}) / for S-tripping / with I0t characteristic	x I _r
set values delay time (t _{sd}) / for S-tripping / with I0t characteristic	0.08;0.15;0.22;0.3;0.4
reference value delay time (t _{sd}) / for S-tripping / with I0t characteristic	s
S: delayed short-circuit protection ST, settings values I2t	
set values setting current (I _{sd}) / for S-tripping / with I2t characteristic	1.5;2;2.5;3;4;5;6;8;10
reference value setting current (I _{sd}) / for S-tripping / with I2t characteristic	x I _r
set values delay time (t _{sd}) / for S-tripping / with I2t characteristic	0.08;0.15;0.22;0.3;0.4
product feature / for I-tripping	
<ul style="list-style-type: none"> • can be switched on/off 	No
<ul style="list-style-type: none"> • decoder and infinite adjustability are selectable (with eSet) 	No
set values setting current (I _i) / for I-tripping	1.5;2;3;4;5;6;8;10;12;15
reference value setting current (I _i) / for I-tripping	x I _n
G: ground fault GF	
product feature / for G-tripping	
<ul style="list-style-type: none"> • can be switched on/off 	No
<ul style="list-style-type: none"> • selectable characteristic function 	No
set values setting current (I _g) / for G-tripping / with I0t characteristic	0,2

reference value setting current (I _g) / for G-tripping / with I0t characteristic	x I _n		
set values delay time (t _g) / for G-tripping / with I0t characteristic	0.2		
reference value delay time (t _g) / for G-tripping / with I0t characteristic	s		
Further protective functions			
protection function			
• maintenance mode DAS+	Yes		
Measuring functions			
measurement function			
• current measurement	Yes		
Communication			
communication function	No		
Service Life			
mechanical service life (operating cycles)			
• without support / typical	15000		
• with support / typical	30000		
electrical endurance (operating cycles)			
• at 690 V / without support / typical	10000		
• at 690 V / with support / typical	30000		
Dimensions			
height	468 mm		
width	320 mm		
depth	471 mm		
Main connection			
arrangement of electrical connectors / for main current circuit	main connection on the rear, horizontal		
Auxiliary circuit			
design of the auxiliary switch	2 NO + 2 NC		
number of NC contacts / for auxiliary contacts	2		
number of NO contacts / for auxiliary contacts	2		
number of CO contacts / for auxiliary contacts	0		
Internal accessories			
product component			
• undervoltage release	No		
• voltage trigger	No		
• trip indicator	Yes		
• motor drive	No		
Environmental conditions			
protection class IP / on the front	IP20		
ambient temperature / during operation			
• minimum	-40 °C		
• maximum	70 °C		
ambient temperature / during storage			
• minimum	-40 °C		
• maximum	80 °C		
Certificates			
reference code			
• according to IEC 81346-2	Q		
General Product Approval		EMV	Radio Equipment Type Approval Certificate
			
CCC	EG-Konf.		
			RCM
			Miscellaneous
Test Certificates	Maritime application	other	

[Miscellaneous](#)

[Special Test Certificate](#)



[Confirmation](#)

other

Dangerous goods

Environment



[Manufacturer Declaration](#)

[Transport Information](#)



Siemens
EcoTech



Further information

Information on the packaging

<https://support.industry.siemens.com/cs/ww/en/view/109813875>

Industry Mall (Online ordering system)

<https://mall.industry.siemens.com/mall/en/en/Catalog/product?mlfb=3WA1116-3AC32-0AA0>

Service&Support (Manuals, Certificates, Characteristics, FAQs,...)

<https://support.industry.siemens.com/cs/ww/en/ps/3WA1116-3AC32-0AA0>

Image database (product images, 2D dimension drawings, 3D models, device circuit diagrams, ...)

http://www.automation.siemens.com/bilddb/cax_en.aspx?mlfb=3WA1116-3AC32-0AA0

CAX-Online-Generator

<http://www.siemens.com/cax>

Information- and Downloadcenter (catalogues, leaflets,...)

<http://www.siemens.com/energy-automation>

