


Siemens
EcoTech



Fixed-mounted circuit breaker IEC 60947-2, frame size 2, 3-poles, $I_n=3200A$ up to 690V AC 50/60Hz, breaking capacity M $I_{cu}=85/66kA$ at 500/690V, Trip unit ETU300 LSI optimized for standard applications, without display Protection LT, ST, INST, N-protection required an external N-sensor, incl. trip alarm switch (1xCO), rear connection horizontal, without Com & metering function Manual operating mechanism with mechanical closing, without Spring charging motor, Ready-to-close signal. switch, Auxiliary switches 2NO+2NC, without Closing coil (CC), manual operating mechanism with mechanical closing, without Remote trip alarm reset coil (RR), Undervoltage release (UVR) instantaneous (0,08 s) and short-delay (0,2 s), 380-415 V AC, without 1st Shunt trip



Model	
product brand name	SENTRON
product designation	Air circuit breaker
suitability for use	circuit breaker
size of the circuit-breaker	II
number of poles	3
position / of neutral conductor	no internal N-conductor
fastening method	fixed-mounted circuit breakers
design of the product	AC application
type of the driving mechanism	manual operating mechanism with mechanical or electrical closing
design of the electronic trip unit	ETU300 LSI
Weight	63.4 kg
Net Weight	50.4 kg
General technical data	
insulation voltage / rated value	1000 V
operating voltage / at AC / at 50/60 Hz / rated value	690 V
power loss [W] / maximum	410 W
Current	
continuous current / rated value / maximum	3200 A
continuous current / rated value	3200 A
operational current	
• at 40 °C / rated value	3200 A
• at 45 °C / rated value	3200 A
• at 50 °C / rated value	3200 A
• at 55 °C / rated value	3200 A
• at 60 °C / rated value	3200 A
• at 65 °C / rated value	3200 A
• at 70 °C / rated value	3200 A
Switching capacity and short-time withstand current, according to IEC 60947-2	
switching capacity class of the circuit breaker	M
maximum short-circuit current breaking capacity (I_{cu})	
• at 500 V / rated value	85 kA
• at 690 V / rated value	66 kA
operating short-circuit current breaking capacity (I_{cs})	
• at 500 V / rated value	85 kA
• at 690 V / rated value	66 kA
short-circuit current making capacity (I_{cm})	






<ul style="list-style-type: none"> • at 500 V / rated value • at 690 V / rated value 	187 kA 145 kA
short-time withstand current (I _{cw}) / at 500 V AC	
<ul style="list-style-type: none"> • for 0.5 s / rated value • for 1 s / rated value • for 2 s / rated value • for 3 s / rated value 	85 kA 85 kA 85 kA 75 kA
short-time withstand current (I _{cw}) / at 690 V AC	
<ul style="list-style-type: none"> • for 0.5 s / rated value • for 1 s / rated value • for 2 s / rated value • for 3 s / rated value 	66 kA 66 kA 66 kA 66 kA

Electronic release unit

product feature	
<ul style="list-style-type: none"> • upgradable • Bluetooth and USB interface • decoder for basic protection functions • display and function keys • SENTRON powerconfig configuration software 	No No Yes No No

Basic protection functions

product feature / for L-tripping	
<ul style="list-style-type: none"> • can be switched on/off • selectable characteristic function • decoder and infinite adjustability are selectable with eSet 	No No No
set values setting current (I _r) / for L-tripping / with I _{2t} characteristic	0.4;0.5;0.6;0.7;0.75;0.8;0.85;0.9;0.95;1.0
reference value setting current (I _r) / for L-tripping / with I _{2t} characteristic	x I _n
set values delay time (t _r) / for L-tripping / with I _{2t} characteristic	0.75;1;2;5;8;10;14;17;21;25
reference value delay time (t _r) / for L-tripping / with I _{2t} characteristic	s
L: Overload protection N-conductor	
product feature / with neutral conductor protection / can be switched on/off	No
setting values setting current (I _{nN}) / for N-tripping	1
reference value setting current (I _{nN}) / for N-tripping	x I _n
S: delayed short-circuit protection ST	
product feature / for S-tripping	
<ul style="list-style-type: none"> • independent of direction / can be switched on/off • independent of direction / selectable characteristic function • decoder and infinite adjustability are selectable with eSet 	Yes Yes No
S: delayed short-circuit protection ST, settings values I_{0t}	
set values setting current (I _{sd}) / for S-tripping / with I _{0t} characteristic	1.5;2;2.5;3;4;5;6;8;10
reference value setting current (I _{sd}) / for S-tripping / with I _{0t} characteristic	x I _r
set values delay time (t _{sd}) / for S-tripping / with I _{0t} characteristic	0.08;0.15;0.22;0.3;0.4
reference value delay time (t _{sd}) / for S-tripping / with I _{0t} characteristic	s
S: delayed short-circuit protection ST, settings values I_{2t}	
set values setting current (I _{sd}) / for S-tripping / with I _{2t} characteristic	1.5;2;2.5;3;4;5;6;8;10
reference value setting current (I _{sd}) / for S-tripping / with I _{2t} characteristic	x I _r
set values delay time (t _{sd}) / for S-tripping / with I _{2t} characteristic	0.08;0.15;0.22;0.3;0.4
product feature / for I-tripping	
<ul style="list-style-type: none"> • can be switched on/off • decoder and infinite adjustability are selectable (with eSet) 	No No
set values setting current (I _i) / for I-tripping	1.5;2;3;4;5;6;8;10;12;15
reference value setting current (I _i) / for I-tripping	x I _n
G: ground fault GF	
product feature / for G-tripping	

• selectable characteristic function	No		
Further protective functions			
protection function			
• maintenance mode DAS+	Yes		
Measuring functions			
measurement function			
• current measurement	Yes		
Communication			
communication function	No		
Service Life			
mechanical service life (operating cycles)			
• without support / typical	10000		
• with support / typical	20000		
electrical endurance (operating cycles)			
• at 690 V / without support / typical	4000		
• at 690 V / with support / typical	20000		
Dimensions			
height	437 mm		
width	460 mm		
depth	357 mm		
Main connection			
arrangement of electrical connectors / for main current circuit	main connection on the rear, horizontal		
Auxiliary circuit			
design of the auxiliary switch	2 NO + 2 NC		
number of NC contacts / for auxiliary contacts	2		
number of NO contacts / for auxiliary contacts	2		
number of CO contacts / for auxiliary contacts	0		
Internal accessories			
product component			
• undervoltage release	Yes		
• voltage trigger	No		
• trip indicator	Yes		
• motor drive	No		
Environmental conditions			
protection class IP / on the front	IP20		
ambient temperature / during operation			
• minimum	-40 °C		
• maximum	70 °C		
ambient temperature / during storage			
• minimum	-40 °C		
• maximum	80 °C		
Environmental footprint			
Siemens Eco Profile (SEP)	Siemens EcoTech		
Certificates			
reference code			
• according to IEC 81346-2	Q		
General Product Approval		EMV	Radio Equipment Type Approval Certificate
			
CCC		EG-Konf.	
			Miscellaneous
Test Certificates	Maritime application	other	

[Miscellaneous](#)

[Special Test Certificate](#)



[Confirmation](#)

other

Dangerous goods

Environment



[Manufacturer Declaration](#)

[Transport Information](#)



Siemens
EcoTech



Further information

Information on the packaging

<https://support.industry.siemens.com/cs/ww/en/view/109813875>

Industry Mall (Online ordering system)

<https://mall.industry.siemens.com/mall/en/en/Catalog/product?mlfb=3WA1232-4AB02-0AR0>

Service&Support (Manuals, Certificates, Characteristics, FAQs,...)

<https://support.industry.siemens.com/cs/ww/en/ps/3WA1232-4AB02-0AR0>

Image database (product images, 2D dimension drawings, 3D models, device circuit diagrams, ...)

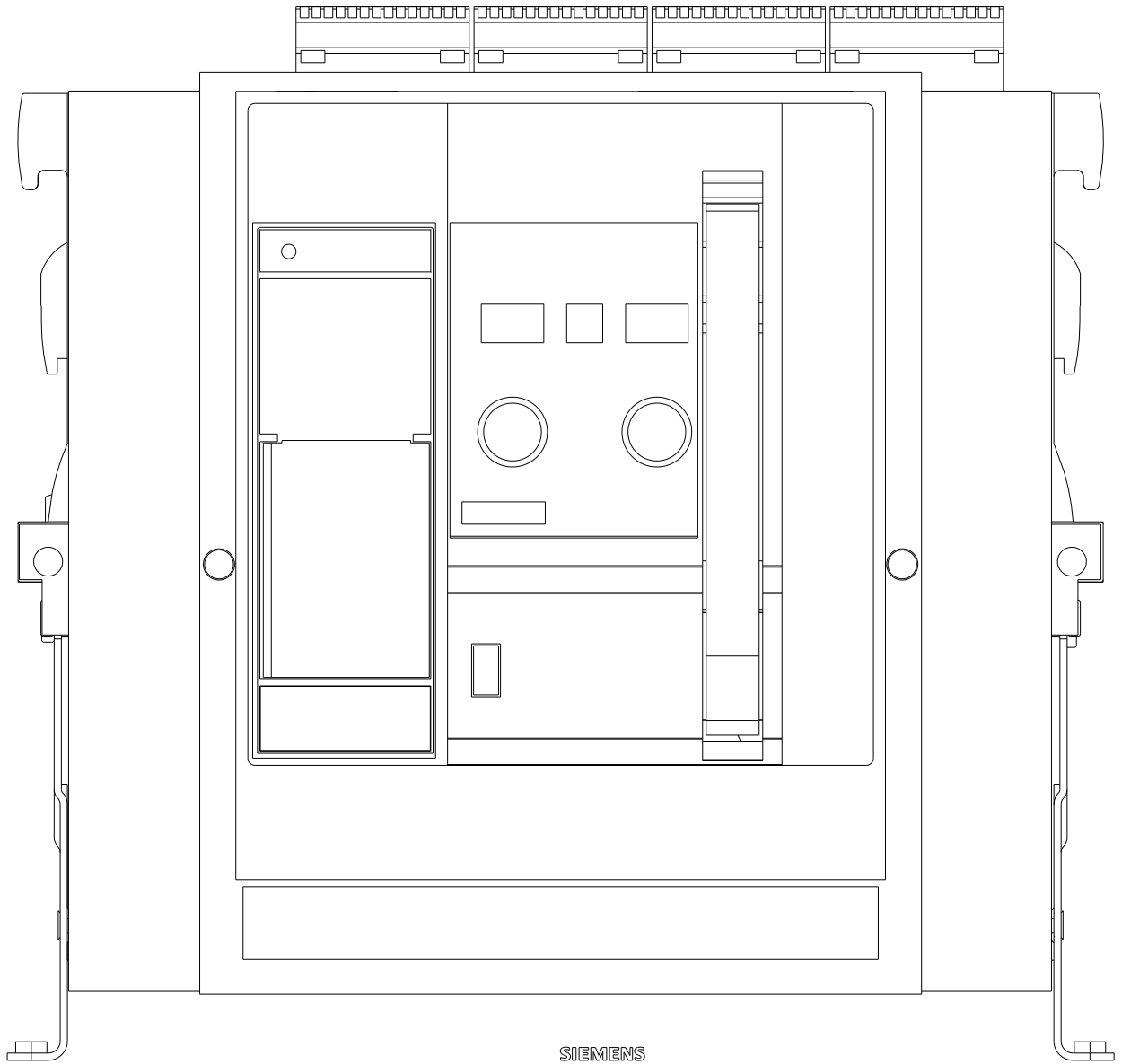
http://www.automation.siemens.com/bilddb/cax_en.aspx?mlfb=3WA1232-4AB02-0AR0

CAX-Online-Generator

<http://www.siemens.com/cax>

Information- and Downloadcenter (catalogues, leaflets,...)

<http://www.siemens.com/energy-automation>



SIEMENS

