

Withdrawable circuit breaker with guide frame, IEC 60947-2, frame size 2, 3-poles, $I_n=4000\text{A}$ up to 690V AC 50/60Hz, breaking capacity S $I_{cu}=66/50\text{kA}$ at 500/690V, Trip unit ETU600 LSI upgrade ready, color display, bluetooth and USB interface, Protection LT, ST, INST, N-protection required an external N-sensor, incl. trip alarm switch (1xCO), rear connection vertical, guide frame with shutter and position signal. switch (3xW), able to communication, Manual operating mechanism with mechanical closing, without Spring charging motor, Ready-to-close signal. switch, Auxiliary switches 2NO+2NC, without Closing coil (CC), manual operating mechanism with mechanical closing, without Remote trip alarm reset coil (RR), without 2nd shunt trip, without 1st Shunt trip

Model	
product brand name	SENTRON
product designation	3WA air circuit breaker
suitability for use	circuit breaker
size of the circuit-breaker	II
number of poles	3
position / of neutral conductor	no internal N-conductor
fastening method	withdrawable circuit breaker
design of the product	AC application
type of the driving mechanism	manual operating mechanism with mechanical or electrical closing
design of the electronic trip unit	ETU600 LSI
Weight	101.424 kg
Net Weight	86.424 kg
General technical data	
insulation voltage / rated value	1000 V
operating voltage / at AC / at 50/60 Hz / rated value	690 V
power loss [W] / maximum	1040 W
Current	
continuous current / rated value / maximum	4000 A
continuous current / rated value	4000 A
operational current	
• at 40 °C / rated value	4000 A
• at 45 °C / rated value	4000 A
• at 50 °C / rated value	4000 A
• at 55 °C / rated value	4000 A
• at 60 °C / rated value	3910 A
• at 70 °C / rated value	3645 A
Switching capacity and short-time withstand current, according to IEC 60947-2	
switching capacity class of the circuit breaker	S
maximum short-circuit current breaking capacity (I_{cu})	
• at 500 V / rated value	66 kA
• at 690 V / rated value	50 kA
operating short-circuit current breaking capacity (I_{cs})	
• at 500 V / rated value	66 kA
• at 690 V / rated value	50 kA
short-circuit current making capacity (I_{cm})	
• at 500 V / rated value	145 kA
• at 690 V / rated value	105 kA
short-time withstand current (I_{cw}) / at 500 V AC	
• for 0.5 s / rated value	66 kA

<ul style="list-style-type: none"> • for 1 s / rated value • for 2 s / rated value • for 3 s / rated value 	66 kA
short-time withstand current (I _{cw}) / at 690 V AC	
<ul style="list-style-type: none"> • for 0.5 s / rated value • for 1 s / rated value • for 2 s / rated value • for 3 s / rated value 	50 kA

Electronic release unit

product feature	
<ul style="list-style-type: none"> • upgradable • Bluetooth and USB interface • decoder for basic protection functions • display and function keys • SENTRON powerconfig configuration software 	Yes

Basic protection functions

product feature / for L-tripping	
<ul style="list-style-type: none"> • can be switched on/off • selectable characteristic function • decoder and infinite adjustability are selectable with eSet 	Yes
set values setting current (I _r) / for L-tripping / with I _{2t} characteristic	0.5;0.6;0.7;0.75;0.8;0.85;0.9;0.95;1.0
reference value setting current (I _r) / for L-tripping / with I _{2t} characteristic	x I _n
set values delay time (t _r) / for L-tripping / with I _{2t} characteristic	1;2;5;8;10;14;17;21;25
reference value delay time (t _r) / for L-tripping / with I _{2t} characteristic	s
set values setting current (I _r) / for L-tripping / with I _{2t} characteristic / for eSet	0.4-1;0.001
adjustable absolute value setting current (I _r) / for L-tripping / with I _{2t} characteristic / for eSet	
<ul style="list-style-type: none"> • minimum • maximum 	1600 A 4000 A
set values delay time (t _r) / for L-tripping / with I _{2t} characteristic / for eSet	0.5-30;0.001
set values setting current (I _r) / for L-tripping / with I _{4t} characteristic / for eSet	0.4-1;0.001
set values delay time (t _r) / for L-tripping / with I _{4t} characteristic / for eSet	0.5-5;0.001
reference value delay time (t _r) / for L-tripping / with I _{4t} characteristic	s
adjustable absolute value setting current (I _r) / for L-tripping / with I _{4t} characteristic / for eSet	
<ul style="list-style-type: none"> • minimum • maximum 	1600 A 4000 A

L: Overload protection N-conductor

product feature / with neutral conductor protection / can be switched on/off	Yes
setting values setting current (I _{nN}) / for N-tripping	0.2-2;0.001
reference value setting current (I _{nN}) / for N-tripping	x I _n
adjustable setting current (I _{nN}) / for N-tripping	
<ul style="list-style-type: none"> • minimum • maximum 	800 A 8000 A
















S: delayed short-circuit protection ST

product feature / for S-tripping	
<ul style="list-style-type: none"> • independent of direction / can be switched on/off • independent of direction / selectable characteristic function • decoder and infinite adjustability are selectable with eSet 	Yes

S: delayed short-circuit protection ST, settings values I_{0t}

set values setting current (I _{sd}) / for S-tripping / with I _{0t} characteristic	1.5;2;2.5;3;4;5;6;8;10
reference value setting current (I _{sd}) / for S-tripping / with I _{0t} characteristic	x I _r
set values delay time (t _{sd}) / for S-tripping / with I _{0t} characteristic	0.08;0.15;0.22;0.3;0.4

reference value delay time (tsd) / for S-tripping / with I0t characteristic	s
set values setting current (Isd) / for S-tripping / with I0t characteristic / for eSet / independent of direction	0.6-10;0.001
adjustable absolute value setting current (Isd) <ul style="list-style-type: none"> • for S-tripping / with I0t characteristic / for eSet / independent of direction / minimum • at 500 V / for S-tripping / with I0t characteristic / for eSet / independent of direction / maximum • at 690 V / for S-tripping / with I0t characteristic / for eSet / independent of direction / maximum 	2400 A 52.8 kA 40 kA
set values delay time (tsd) / for S-tripping / with I0t characteristic / for eSet / independent of direction	0.02-0.4;0.001
S: delayed short-circuit protection ST, settings values I2t	
set values setting current (Isd) / for S-tripping / with I2t characteristic	1.5;2;2.5;3;4;5;6;8;10
reference value setting current (Isd) / for S-tripping / with I2t characteristic	x Ir
set values delay time (tsd) / for S-tripping / with I2t characteristic	0.1;0.2;0.3;0.4
set values setting current (Isd) / for S-tripping / with I2t characteristic / for eSet / independent of direction	0.6-10;0.001
adjustable absolute value setting current (Isd) <ul style="list-style-type: none"> • for S-tripping / with I2t characteristic / for eSet / independent of direction / minimum • at 500 V / for S-tripping / with I2t characteristic / for eSet / independent of direction / maximum • at 690 V / for S-tripping / with I2t characteristic / for eSet / independent of direction / maximum 	2400 A 52.8 kA 40 kA
set values delay time (tsd) / for S-tripping / with I2t characteristic / for eSet / independent of direction	0.02-0.4;0.001
product feature / for I-tripping <ul style="list-style-type: none"> • can be switched on/off • decoder and infinite adjustability are selectable (with eSet) 	Yes Yes
set values setting current (Ii) / for I-tripping	1.5;2;3;4;6;8;10;12;15
reference value setting current (Ii) / for I-tripping	x In
tripping factor setting current (Iimax) / for I-tripping	0.8
reference value setting current (Iimax) / for I-tripping	x Ics
set values setting current (Ii) / for I-tripping / for eSet	1.5-15;0.001
adjustable absolute value setting current (Ii) <ul style="list-style-type: none"> • for I-tripping / for eSet / minimum • at 500 V / for I-tripping / for eSet / maximum • at 690 V / for I-tripping / for eSet / maximum 	6000 A 52.8 kA 40 kA
G: ground fault GF	
product feature / for G-tripping <ul style="list-style-type: none"> • can be switched on/off • selectable characteristic function 	No No
Further protective functions	
protection function <ul style="list-style-type: none"> • maintenance mode DAS+ 	Yes
Measuring functions	
measurement function <ul style="list-style-type: none"> • current measurement 	Yes
Communication	
communication function / prepared for communication (Ready4COM)	Yes
communication function	Yes
Service Life	
mechanical service life (operating cycles) <ul style="list-style-type: none"> • without support / typical • with support / typical 	10000 20000
electrical endurance (operating cycles) <ul style="list-style-type: none"> • at 690 V / without support / typical • at 690 V / with support / typical 	2000 20000
Dimensions	

height	468 mm
width	460 mm
depth	471 mm
Main connection	
arrangement of electrical connectors / for main current circuit	main connection on the rear, vertical
Auxiliary circuit	
design of the auxiliary switch	2 NO + 2 NC
number of NC contacts / for auxiliary contacts	2
number of NO contacts / for auxiliary contacts	2
number of CO contacts / for auxiliary contacts	0
Internal accessories	
product component	
• undervoltage release	No
• voltage trigger	No
• trip indicator	Yes
• motor drive	No
Environmental conditions	
protection class IP / on the front	IP20
ambient temperature / during operation	
• minimum	-40 °C
• maximum	70 °C
ambient temperature / during storage	
• minimum	-40 °C
• maximum	80 °C
Certificates	
reference code	
• according to IEC 81346-2	Q
General Product Approval	
EMV	
     	
Radio Equipment Type Approval Certificate	
Miscellaneous  Miscellaneous FCC Special Test Certificate Miscellaneous	
Maritime application	
other	
     	
other	
Confirmation Manufacturer Declaration Dangerous goods information Transport Information  	
Environment	



Further information

Information on the packaging

<https://support.industry.siemens.com/cs/ww/en/view/109813875>

Industry Mall (Online ordering system)

<https://mall.industry.siemens.com/mall/en/en/Catalog/product?mlfb=3WA1240-3CE61-0AA0>

Service&Support (Manuals, Certificates, Characteristics, FAQs,...)

<https://support.industry.siemens.com/cs/ww/en/ps/3WA1240-3CE61-0AA0>

Image database (product images, 2D dimension drawings, 3D models, device circuit diagrams, ...)

http://www.automation.siemens.com/bilddb/cax_en.aspx?mlfb=3WA1240-3CE61-0AA0

CAX-Online-Generator

<http://www.siemens.com/cax>

Information- and Downloadcenter (catalogues, leaflets,...)

<http://www.siemens.com/energy-automation>

