



Fixed-mounted circuit breaker IEC 60947-2, frame size 1, 3-poles,  $I_n=1250A$  up to 690V AC 50/60Hz, breaking capacity S  $I_{cu}=66/50kA$  at 500/690V, Trip unit ETU300 LSI optimized for standard applications, without display Protection LT, ST, INST, N-protection required an external N-sensor, incl. trip alarm switch (1xCO), rear connection horizontal, without Com & metering function Manual operating mechanism with mechanical closing, without Spring charging motor, Ready-to-close signal. switch, Auxiliary switches 2NO+2NC, without Closing coil (CC), manual operating mechanism with mechanical closing, without Remote trip alarm reset coil (RR), Undervoltage release (UVR) instantaneous (0,08 s) and short-delay (0,2 s), 208-240 V AC / 220-250 V DC, without 1st Shunt trip Option T40 = Door sealing frame IP41

Model	
product brand name	SENTRON
product designation	Air circuit breaker
suitability for use	circuit breaker
size of the circuit-breaker	I
number of poles	3
position / of neutral conductor	no internal N-conductor
fastening method	fixed-mounted circuit breakers
design of the product	AC application
type of the driving mechanism	manual operating mechanism with mechanical or electrical closing
design of the electronic trip unit	ETU300 LSI
Weight	45.747 kg
Net Weight	32.747 kg
General technical data	
insulation voltage / rated value	1000 V
operating voltage / at AC / at 50/60 Hz / rated value	690 V
power loss [W] / maximum	105 W
Current	
continuous current / rated value / maximum	1250 A
continuous current / rated value	1250 A
operational current	
• at 40 °C / rated value	1250 A
• at 45 °C / rated value	1250 A
• at 50 °C / rated value	1250 A
• at 55 °C / rated value	1250 A
• at 60 °C / rated value	1250 A
• at 65 °C / rated value	1250 A
• at 70 °C / rated value	1250 A
Switching capacity and short-time withstand current, according to IEC 60947-2	
switching capacity class of the circuit breaker	S
maximum short-circuit current breaking capacity ( $I_{cu}$ )	
• at 500 V / rated value	66 kA
• at 690 V / rated value	50 kA
operating short-circuit current breaking capacity ( $I_{cs}$ )	
• at 500 V / rated value	66 kA
• at 690 V / rated value	50 kA
short-circuit current making capacity ( $I_{cm}$ )	
• at 500 V / rated value	145 kA
• at 690 V / rated value	105 kA
short-time withstand current ( $I_{cw}$ ) / at 500 V AC	

<ul style="list-style-type: none"> <li>• for 0.5 s / rated value</li> </ul>	66 kA
<ul style="list-style-type: none"> <li>• for 1 s / rated value</li> </ul>	66 kA
<ul style="list-style-type: none"> <li>• for 2 s / rated value</li> </ul>	45 kA
<ul style="list-style-type: none"> <li>• for 3 s / rated value</li> </ul>	35 kA
short-time withstand current (I <sub>cw</sub> ) / at 690 V AC	
<ul style="list-style-type: none"> <li>• for 0.5 s / rated value</li> </ul>	50 kA
<ul style="list-style-type: none"> <li>• for 1 s / rated value</li> </ul>	50 kA
<ul style="list-style-type: none"> <li>• for 2 s / rated value</li> </ul>	45 kA
<ul style="list-style-type: none"> <li>• for 3 s / rated value</li> </ul>	35 kA

**Electronic release unit**

product feature	
<ul style="list-style-type: none"> <li>• upgradable</li> </ul>	No
<ul style="list-style-type: none"> <li>• Bluetooth and USB interface</li> </ul>	No
<ul style="list-style-type: none"> <li>• decoder for basic protection functions</li> </ul>	Yes
<ul style="list-style-type: none"> <li>• display and function keys</li> </ul>	No
<ul style="list-style-type: none"> <li>• SENTRON powerconfig configuration software</li> </ul>	No

**Basic protection functions**

product feature / for L-tripping	
<ul style="list-style-type: none"> <li>• can be switched on/off</li> </ul>	No
<ul style="list-style-type: none"> <li>• selectable characteristic function</li> </ul>	No
<ul style="list-style-type: none"> <li>• decoder and infinite adjustability are selectable with eSet</li> </ul>	No
set values setting current (I <sub>r</sub> ) / for L-tripping / with I <sub>2t</sub> characteristic	0.4;0.5;0.6;0.7;0.75;0.8;0.85;0.9;0.95;1
reference value setting current (I <sub>r</sub> ) / for L-tripping / with I <sub>2t</sub> characteristic	x I <sub>n</sub>
set values delay time (t <sub>r</sub> ) / for L-tripping / with I <sub>2t</sub> characteristic	0.75;1;2;5;8;10;14;17;21;25
reference value delay time (t <sub>r</sub> ) / for L-tripping / with I <sub>2t</sub> characteristic	s

**L: Overload protection N-conductor**

product feature / with neutral conductor protection / can be switched on/off	No
setting values setting current (I <sub>nN</sub> ) / for N-tripping	1
reference value setting current (I <sub>nN</sub> ) / for N-tripping	x I <sub>n</sub>

**S: delayed short-circuit protection ST**

product feature / for S-tripping	
<ul style="list-style-type: none"> <li>• independent of direction / can be switched on/off</li> </ul>	Yes
<ul style="list-style-type: none"> <li>• independent of direction / selectable characteristic function</li> </ul>	Yes
<ul style="list-style-type: none"> <li>• decoder and infinite adjustability are selectable with eSet</li> </ul>	No

**S: delayed short-circuit protection ST, settings values I<sub>0t</sub>**

set values setting current (I <sub>sd</sub> ) / for S-tripping / with I <sub>0t</sub> characteristic	1.5;2;2.5;3;4;5;6;8;10
reference value setting current (I <sub>sd</sub> ) / for S-tripping / with I <sub>0t</sub> characteristic	x I <sub>r</sub>
set values delay time (t <sub>sd</sub> ) / for S-tripping / with I <sub>0t</sub> characteristic	0.08;0.15;0.22;0.3;0.4
reference value delay time (t <sub>sd</sub> ) / for S-tripping / with I <sub>0t</sub> characteristic	s

**S: delayed short-circuit protection ST, settings values I<sub>2t</sub>**

set values setting current (I <sub>sd</sub> ) / for S-tripping / with I <sub>2t</sub> characteristic	1.5;2;2.5;3;4;5;6;8;10
reference value setting current (I <sub>sd</sub> ) / for S-tripping / with I <sub>2t</sub> characteristic	x I <sub>r</sub>
set values delay time (t <sub>sd</sub> ) / for S-tripping / with I <sub>2t</sub> characteristic	0.08;0.15;0.22;0.3;0.4

product feature / for I-tripping	
<ul style="list-style-type: none"> <li>• can be switched on/off</li> </ul>	No
<ul style="list-style-type: none"> <li>• decoder and infinite adjustability are selectable (with eSet)</li> </ul>	No

set values setting current (I <sub>i</sub> ) / for I-tripping	1.5;2;3;4;5;6;8;10;12;15
reference value setting current (I <sub>i</sub> ) / for I-tripping	x I <sub>n</sub>

**G: ground fault GF**

product feature / for G-tripping	
<ul style="list-style-type: none"> <li>• selectable characteristic function</li> </ul>	No



**Further protective functions**

protection function	
---------------------	--

• maintenance mode DAS+	Yes	
<b>Measuring functions</b>		
measurement function		
• current measurement	Yes	
<b>Communication</b>		
communication function	No	
<b>Service Life</b>		
mechanical service life (operating cycles)		
• without support / typical	15000	
• with support / typical	30000	
electrical endurance (operating cycles)		
• at 690 V / without support / typical	10000	
• at 690 V / with support / typical	30000	
<b>Dimensions</b>		
height	437 mm	
width	320 mm	
depth	357 mm	
<b>Main connection</b>		
arrangement of electrical connectors / for main current circuit	main connection on the rear, horizontal	
<b>Auxiliary circuit</b>		
design of the auxiliary switch	2 NO + 2 NC	
number of NC contacts / for auxiliary contacts	2	
number of NO contacts / for auxiliary contacts	2	
number of CO contacts / for auxiliary contacts	0	
<b>Internal accessories</b>		
product component		
• undervoltage release	Yes	
• voltage trigger	No	
• trip indicator	Yes	
• motor drive	No	
<b>Environmental conditions</b>		
protection class IP / on the front	IP41	
ambient temperature / during operation		
• minimum	-40 °C	
• maximum	70 °C	
ambient temperature / during storage		
• minimum	-40 °C	
• maximum	80 °C	
<b>General Product Approval</b>	<b>EMV</b>	<b>Radio Equipment Type Approval Certificate</b>



[Miscellaneous](#)

<b>Test Certificates</b>	<b>Maritime application</b>			<b>other</b>
<a href="#">Miscellaneous</a>	<a href="#">Special Test Certificate</a>			
		ABS	BUREAU VERITAS	URS
<b>other</b>	<b>Dangerous goods</b>	<b>Environment</b>		
	<a href="#">Manufacturer Declaration</a>	<a href="#">Transport Information</a>		
				

#### Further information

**Information on the packaging**

<https://support.industry.siemens.com/cs/ww/en/view/109813875>

**Industry Mall (Online ordering system)**

<https://mall.industry.siemens.com/mall/en/en/Catalog/product?mlfb=3WA1112-3AB02-0AQ0-Z T40>

**Service&Support (Manuals, Certificates, Characteristics, FAQs,...)**

<https://support.industry.siemens.com/cs/ww/en/ps/3WA1112-3AB02-0AQ0-Z T40>

**Image database (product images, 2D dimension drawings, 3D models, device circuit diagrams, ...)**

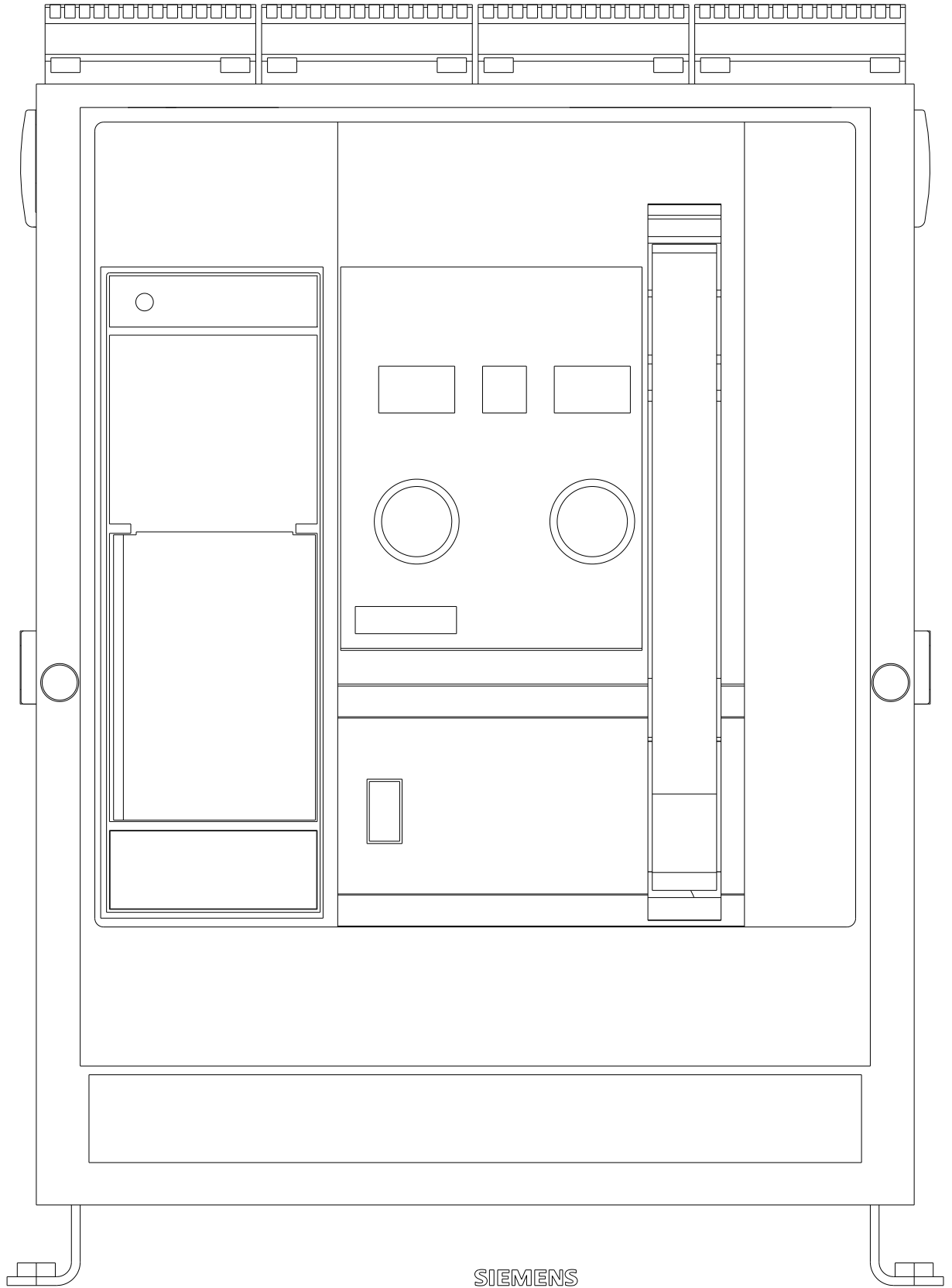
[http://www.automation.siemens.com/bilddb/cax\\_en.aspx?mlfb=3WA1112-3AB02-0AQ0-Z T40](http://www.automation.siemens.com/bilddb/cax_en.aspx?mlfb=3WA1112-3AB02-0AQ0-Z T40)

**CAX-Online-Generator**

<http://www.siemens.com/cax>

**Information- and Downloadcenter (catalogues, leaflets,...)**

<http://www.siemens.com/energy-automation>



SIEMENS



