

# PT 2,5-FE - Feed-through terminal block



1077080

<https://www.phoenixcontact.com/gb/products/1077080>

Please be informed that the data shown in this PDF document is generated from our online catalog. Please find the complete data in the user documentation. Our general terms of use for downloads are valid.



Feed-through terminal block, nom. voltage: 800 V, nominal current: 24 A, number of connections: 2, number of positions: 1, connection method: Push-in connection, Rated cross section: 2.5 mm<sup>2</sup>, cross section: 0.14 mm<sup>2</sup> - 4 mm<sup>2</sup>, mounting type: NS 35/7,5, NS 35/15, color: black/yellow

## Your advantages

- In addition to the testing option in the double function shaft, all terminal blocks provide an additional test pick-off
- The Push-in connection terminal blocks are characterized by the system features of the CLIPLINE complete system and by easy and tool-free wiring of conductors with ferrules or solid conductors
- The compact design and front connection enable wiring in a confined space
- Tested for railway applications

## Commercial data

Item number	1077080
Packing unit	50 pc
Minimum order quantity	50 pc
Sales key	BE2211
Product key	BE2211
GTIN	4055626789002
Weight per piece (including packing)	6.44 g
Weight per piece (excluding packing)	6 g
Customs tariff number	85369010
Country of origin	CN

# PT 2,5-FE - Feed-through terminal block



1077080

<https://www.phoenixcontact.com/gb/products/1077080>

## Technical data

### Product properties

Product type	Feed-through terminal block
Product family	PT
Area of application	Railway industry
	Machine building
	Plant engineering
	Process industry
Number of positions	1
Number of connections	2
Number of rows	1
Potentials	1

### Insulation characteristics

Overvoltage category	III
Degree of pollution	3

### Electrical properties

Rated surge voltage	8 kV
Maximum power dissipation for nominal condition	0.77 W

### Connection data

Number of connections per level	2
Nominal cross section	2.5 mm <sup>2</sup>
Connection method	Push-in connection
Stripping length	8 mm ... 10 mm
Internal cylindrical gage	A3
Connection in acc. with standard	IEC 60947-7-1
Conductor cross-section rigid	0.14 mm <sup>2</sup> ... 4 mm <sup>2</sup>
Cross section AWG	26 ... 12 (converted acc. to IEC)
Conductor cross-section flexible	0.14 mm <sup>2</sup> ... 4 mm <sup>2</sup>
Conductor cross-section, flexible [AWG]	26 ... 12 (converted acc. to IEC)
Conductor cross-section flexible (ferrule without plastic sleeve)	0.14 mm <sup>2</sup> ... 2.5 mm <sup>2</sup>
Flexible conductor cross-section (ferrule with plastic sleeve)	0.14 mm <sup>2</sup> ... 2.5 mm <sup>2</sup>
2 conductors with the same cross section, flexible, with TWIN ferrule with plastic sleeve	0.5 mm <sup>2</sup>
Nominal current	24 A (at 2.5 mm <sup>2</sup> )
Maximum load current	28 A (with 4 mm <sup>2</sup> conductor cross-section, rigid)
Nominal voltage	800 V
Nominal cross section	2.5 mm <sup>2</sup>

### Connection cross sections directly pluggable

Conductor cross-section rigid	0.34 mm <sup>2</sup> ... 4 mm <sup>2</sup>
Conductor cross-section flexible (ferrule without plastic sleeve)	0.5 mm <sup>2</sup> ... 2.5 mm <sup>2</sup>

# PT 2,5-FE - Feed-through terminal block



1077080

<https://www.phoenixcontact.com/gb/products/1077080>

Flexible conductor cross-section (ferrule with plastic sleeve)	0.34 mm <sup>2</sup> ... 2.5 mm <sup>2</sup>
--	--

## Ex data

### Rated data (ATEX/IECEX)

Identification	⊕ II 2 G Ex eb IIC Gb
Operating temperature range (1)	-60 °C ... 85 °C
Operating temperature range (2)	-40 °C ... 110 °C
Ex-certified accessories	3030417 D-ST 2,5 3030721 ATP-ST 4 1204517 SZF 1-0,6X3,5 3022276 CLIPFIX 35-5 3022218 CLIPFIX 35
List of bridges	Plug-in bridge / FBS 2-5 / 3030161 Plug-in bridge / FBS 3-5 / 3030174 Plug-in bridge / FBS 4-5 / 3030187 Plug-in bridge / FBS 5-5 / 3030190 Plug-in bridge / FBS 10-5 / 3030213 Plug-in bridge / FBS 20-5 / 3030226 Plug-in bridge / FBS 50-5 / 3038930
Bridge data	19 A (2.5 mm <sup>2</sup> )
Ex temperature increase	40 K (19 A / 2.5 mm <sup>2</sup> )
for bridging with bridge	550 V
- At bridging between non-adjacent terminal blocks	352 V
- At cut-to-length bridging	220 V
- At cut-to-length bridging with cover	275 V
- At cut-to-length bridging with partition plate	550 V
Rated insulation voltage	500 V
output	(Permanent)

### Ex level General

Rated voltage	550 V
Rated current	19 A
Maximum load current	23 A
Contact resistance	0.93 mΩ

### Ex connection data General

Nominal cross section	2.5 mm <sup>2</sup>
Rated cross section AWG	14
Connection capacity rigid	0.14 mm <sup>2</sup> ... 4 mm <sup>2</sup>
Connection capacity AWG	26 ... 12
Connection capacity flexible	0.14 mm <sup>2</sup> ... 2.5 mm <sup>2</sup>
Connection capacity AWG	26 ... 14

## Dimensions

Width	5.2 mm
-------	--------

# PT 2,5-FE - Feed-through terminal block



1077080

<https://www.phoenixcontact.com/gb/products/1077080>

End cover width	2.2 mm
Height	48.5 mm
Depth	35.3 mm
Depth on NS 35/7,5	36.8 mm
Depth on NS 35/15	44.3 mm

## Material specifications

Color	multicolored
	black (RAL 9005)
	yellow (RAL 1018)
Flammability rating according to UL 94	V0
Insulating material group	I
Insulating material	PA
Static insulating material application in cold	-60 °C
Relative insulation material temperature index (Elec., UL 746 B)	130 °C
Fire protection for rail vehicles (DIN EN 45545-2) R22	HL 1 - HL 3
Fire protection for rail vehicles (DIN EN 45545-2) R23	HL 1 - HL 3
Fire protection for rail vehicles (DIN EN 45545-2) R24	HL 1 - HL 3
Fire protection for rail vehicles (DIN EN 45545-2) R26	HL 1 - HL 3
Surface flammability NFPA 130 (ASTM E 162)	passed
Specific optical density of smoke NFPA 130 (ASTM E 662)	passed
Smoke gas toxicity NFPA 130 (SMP 800C)	passed

## Mechanical properties

### Mechanical data

Open side panel	Yes
-----------------	-----

## Environmental and real-life conditions

### Ambient conditions

Ambient temperature (operation)	-60 °C ... 110 °C (Operating temperature range incl. self-heating; for max. short-term operating temperature, see RTI Elec.)
Ambient temperature (storage/transport)	-25 °C ... 60 °C (for a short time, not exceeding 24 h, -60 °C to +70 °C)
Ambient temperature (assembly)	-5 °C ... 70 °C
Ambient temperature (actuation)	-5 °C ... 70 °C
Permissible humidity (operation)	20 % ... 90 %
Permissible humidity (storage/transport)	30 % ... 70 %

## Standards and regulations

Connection in acc. with standard	IEC 60947-7-1
----------------------------------	---------------

## Mounting

Mounting type	NS 35/7,5
	NS 35/15

# PT 2,5-FE - Feed-through terminal block

1077080

<https://www.phoenixcontact.com/gb/products/1077080>



## Drawings

Circuit diagram



# PT 2,5-FE - Feed-through terminal block





1077080


<https://www.phoenixcontact.com/gb/products/1077080>

## Approvals


To download certificates, visit the product detail page: <https://www.phoenixcontact.com/gb/products/1077080>


 <b>CSA</b> Approval ID: 2030668				
	Nominal voltage $U_N$	Nominal current $I_N$	Cross section AWG	Cross section $\text{mm}^2$
B	600 V	20 A	26 - 12	-
C	600 V	20 A	26 - 12	-

 <b>IECEE CB Scheme</b> Approval ID: DE1-66980				
	Nominal voltage $U_N$	Nominal current $I_N$	Cross section AWG	Cross section $\text{mm}^2$
keine	800 V	24 A	-	0.2 - 2.5

 <b>cULus Recognized</b> Approval ID: E60425				
	Nominal voltage $U_N$	Nominal current $I_N$	Cross section AWG	Cross section $\text{mm}^2$
B	600 V	20 A	26 - 12	-
C	600 V	20 A	26 - 12	-
F	800 V	20 A	26 - 12	-

 <b>ClassNK</b> <b>NK</b> Approval ID: 22ME0007				
---	--	--	--	--

 <b>BV</b> Approval ID: 25278/C1 BV				
---	--	--	--	--

 <b>VDE approval of drawings</b> Approval ID: 40032222				
	Nominal voltage $U_N$	Nominal current $I_N$	Cross section AWG	Cross section $\text{mm}^2$
keine	800 V	24 A	-	0.2 - 2.5

# PT 2,5-FE - Feed-through terminal block



1077080

<https://www.phoenixcontact.com/gb/products/1077080>

## ABS

Approval ID: 21-2192245-PDA



## NK

Approval ID: 14ME0912

## DNV

Approval ID: TAE000010T



## cUL Recognized

Approval ID: E192998

	Nominal voltage $U_N$	Nominal current $I_N$	Cross section AWG	Cross section $\text{mm}^2$
keine	550 V	20 A	26 - 12	-



## EAC Ex

Approval ID: RU C-DE.AB72.B.02351



## IECEx

Approval ID: IECExPTB10.0021U

	Nominal voltage $U_N$	Nominal current $I_N$	Cross section AWG	Cross section $\text{mm}^2$
keine				
Only flexible conductors	550 V	19 A	-	0.14 - 2.5
Only rigid conductors	550 V	23 A	-	0.14 - 4



## UL Recognized

Approval ID: E192998

	Nominal voltage $U_N$	Nominal current $I_N$	Cross section AWG	Cross section $\text{mm}^2$
keine	550 V	20 A	26 - 12	-



## ATEX

Approval ID: PTB09ATEX1111U

	Nominal voltage $U_N$	Nominal current $I_N$	Cross section AWG	Cross section $\text{mm}^2$
keine				
Only flexible conductors	550 V	19 A	-	0.14 - 2.5
Only rigid	550 V	23 A	-	0.14 - 4

# PT 2,5-FE - Feed-through terminal block



1077080

<https://www.phoenixcontact.com/gb/products/1077080>

conductors



**CCC**

Approval ID: 2020322313000631



**UKCA-EX**

Approval ID: CSAE 22UKEX1096U

# PT 2,5-FE - Feed-through terminal block



1077080

<https://www.phoenixcontact.com/gb/products/1077080>

## Classifications

### ECLASS

ECLASS-13.0	27250101
ECLASS-15.0	27250101

### ETIM

ETIM 9.0	EC000897
----------	----------

### UNSPSC

UNSPSC 21.0	39121400
-------------	----------

# PT 2,5-FE - Feed-through terminal block



1077080

<https://www.phoenixcontact.com/gb/products/1077080>

## Environmental product compliance

### EU RoHS

Fulfills EU RoHS substance requirements	Yes, No exemptions
---	--------------------

### China RoHS

Environment friendly use period (EFUP)	EFUP-E
	No hazardous substances above the limits

### EU REACH SVHC

REACH candidate substance (CAS No.)	No substance above 0.1 wt%
-------------------------------------	----------------------------

Phoenix Contact 2025 © - all rights reserved  
<https://www.phoenixcontact.com>

PHOENIX CONTACT Ltd  
Halesfield 13, Telford  
Shropshire, TF7 4PG  
01952 681700  
[info@phoenixcontact.co.uk](mailto:info@phoenixcontact.co.uk)