


PTV 2,5-PE - Protective conductor terminal block



1078963

<https://www.phoenixcontact.com/gb/products/1078963>

Please be informed that the data shown in this PDF document is generated from our online catalog. Please find the complete data in the user documentation. Our general terms of use for downloads are valid.



Protective conductor terminal block, number of connections: 2, connection method: Push-in connection, Rated cross section: 2.5 mm², cross section: 0.14 mm² - 4 mm², mounting type: NS 35/7,5, NS 35/15, color: green-yellow

Your advantages

- Clear wiring, thanks to lateral conductor entry
- The Push-in connection terminal blocks are characterized by the system features of the CLIPLINE complete system
- The compact design enables wiring in a confined space
- In addition to the testing option in the double function shaft, all terminal blocks provide an additional test pick-off

Commercial data

Item number	1078963
Packing unit	50 pc
Minimum order quantity	50 pc
Sales key	BE2321
Product key	BE2321
GTIN	4055626797069
Weight per piece (including packing)	8 g
Weight per piece (excluding packing)	7.2 g
Customs tariff number	85369010
Country of origin	CN

PTV 2,5-PE - Protective conductor terminal block



1078963

<https://www.phoenixcontact.com/gb/products/1078963>

Technical data

Product properties

Product type	Ground terminal block
Product family	PTV
Area of application	Railway industry
	Machine building
	Plant engineering
	Process industry
Number of connections	2
Number of rows	1

Insulation characteristics

Overvoltage category	III
Degree of pollution	3

Electrical properties

Rated surge voltage	6 kV
Maximum power dissipation for nominal condition	0.77 W

Connection data

Number of connections per level	2
Nominal cross section	2.5 mm ²
Connection method	Push-in connection
Stripping length	8 mm ... 10 mm
Internal cylindrical gage	A3
Connection in acc. with standard	IEC 60947-7-2
Conductor cross-section rigid	0.14 mm ² ... 4 mm ²
Cross section AWG	26 ... 12 (converted acc. to IEC)
Conductor cross-section flexible	0.14 mm ² ... 4 mm ²
Conductor cross-section, flexible [AWG]	26 ... 12 (converted acc. to IEC)
Conductor cross-section flexible (ferrule without plastic sleeve)	0.14 mm ² ... 2.5 mm ²
Flexible conductor cross-section (ferrule with plastic sleeve)	0.14 mm ² ... 2.5 mm ²
Nominal cross section	2.5 mm ²

Connection cross sections directly pluggable

Conductor cross-section rigid	0.5 mm ² ... 4 mm ²
Conductor cross-section, rigid [AWG]	20 ... 12 (converted acc. to IEC)
Conductor cross-section flexible (ferrule without plastic sleeve)	1.5 mm ² ... 2.5 mm ²
Flexible conductor cross-section (ferrule with plastic sleeve)	1.5 mm ² ... 2.5 mm ²

Ex data

Rated data (ATEX/IECEx)

Identification	Ⓔ II 2 G Ex eb IIC Gb
----------------	-----------------------

PTV 2,5-PE - Protective conductor terminal block



1078963

<https://www.phoenixcontact.com/gb/products/1078963>

Operating temperature range	-60 °C ... 110 °C
Ex-certified accessories	1088746 D-PTV 2,5/4
	1204517 SZF 1-0,6X3,5
	3022276 CLIPFIX 35-5
output	(Permanent)

Ex connection data General

Nominal cross section	2.5 mm ²
Rated cross section AWG	14
Connection capacity rigid	0.14 mm ² ... 4 mm ²
Connection capacity AWG	26 ... 12
Connection capacity flexible	0.14 mm ² ... 4 mm ²
Connection capacity AWG	26 ... 12

Dimensions

Width	5.2 mm
End cover width	2.2 mm
Height	50.8 mm
Depth	35.3 mm
Depth on NS 35/7,5	36.8 mm
Depth on NS 35/15	44.3 mm

Material specifications

Color	green-yellow
Flammability rating according to UL 94	V0
Insulating material group	I
Insulating material	PA
Static insulating material application in cold	-60 °C
Relative insulation material temperature index (Elec., UL 746 B)	130 °C
Fire protection for rail vehicles (DIN EN 45545-2) R22	HL 1 - HL 3
Fire protection for rail vehicles (DIN EN 45545-2) R23	HL 1 - HL 3
Fire protection for rail vehicles (DIN EN 45545-2) R24	HL 1 - HL 3
Fire protection for rail vehicles (DIN EN 45545-2) R26	HL 1 - HL 3
Surface flammability NFPA 130 (ASTM E 162)	passed
Specific optical density of smoke NFPA 130 (ASTM E 662)	passed
Smoke gas toxicity NFPA 130 (SMP 800C)	passed

Mechanical properties

Mechanical data

Open side panel	Yes
-----------------	-----

Environmental and real-life conditions

Oscillation/broadband noise

Specification	DIN EN 50155 (VDE 0115-200):2018-05
---------------	-------------------------------------

PTV 2,5-PE - Protective conductor terminal block



1078963

<https://www.phoenixcontact.com/gb/products/1078963>

Spectrum	Long life test category 2, bogie-mounted
Frequency	$f_1 = 5 \text{ Hz}$ to $f_2 = 250 \text{ Hz}$
ASD level	$6.12 \text{ (m/s}^2\text{)}^2\text{/Hz}$
Acceleration	3.12g
Test duration per axis	5 h
Test directions	X-, Y- and Z-axis
Result	Test passed

Shocks

Specification	DIN EN 50155 (VDE 0115-200):2018-05
Pulse shape	Half-sine
Acceleration	30g
Shock duration	18 ms
Number of shocks per direction	3
Test directions	X-, Y- and Z-axis (pos. and neg.)
Result	Test passed

Ambient conditions

Ambient temperature (operation)	-60 °C ... 110 °C (Operating temperature range incl. self-heating; for max. short-term operating temperature, see RTI Elec.)
Ambient temperature (storage/transport)	-25 °C ... 60 °C (for a short time, not exceeding 24 h, -60 °C to +70 °C)
Ambient temperature (assembly)	-5 °C ... 70 °C
Ambient temperature (actuation)	-5 °C ... 70 °C
Permissible humidity (operation)	20 % ... 90 %
Permissible humidity (storage/transport)	30 % ... 70 %

Standards and regulations

Connection in acc. with standard	IEC 60947-7-2
----------------------------------	---------------

Mounting

Mounting type	NS 35/7,5
	NS 35/15

PTV 2,5-PE - Protective conductor terminal block



1078963

<https://www.phoenixcontact.com/gb/products/1078963>

Drawings

Circuit diagram



PTV 2,5-PE - Protective conductor terminal block





1078963

<https://www.phoenixcontact.com/gb/products/1078963>


Approvals


To download certificates, visit the product detail page: <https://www.phoenixcontact.com/gb/products/1078963>

 CSA Approval ID: 158887				
	Nominal voltage U_N	Nominal current I_N	Cross section AWG	Cross section mm^2
B	-	-	26 - 12	-
C	-	-	26 - 12	-

 IECEE CB Scheme Approval ID: DE1-67153				
	Nominal voltage U_N	Nominal current I_N	Cross section AWG	Cross section mm^2
keine	-	-	-	0.2 - 4

 EAC Approval ID: RU C-DE.BL08.B.00644				
---	--	--	--	--

 cULus Recognized Approval ID: E60425				
	Nominal voltage U_N	Nominal current I_N	Cross section AWG	Cross section mm^2
B	-	-	26 - 12	-
C	-	-	26 - 12	-
F	-	-	26 - 12	-

 VDE Zeichengenehmigung Approval ID: 40056332				
	Nominal voltage U_N	Nominal current I_N	Cross section AWG	Cross section mm^2
keine	-	-	-	0.2 - 4

 IECEx Approval ID: IECExPTB20.0037U				
---	--	--	--	--

PTV 2,5-PE - Protective conductor terminal block



1078963

<https://www.phoenixcontact.com/gb/products/1078963>



IECEx

Approval ID: IECExPTB20.0037U



ATEX

Approval ID: PTB20ATEX1016U



CCC

Approval ID: 2021122313114374



UKCA-EX

Approval ID: CSAE 22UKEX1099U



EAC Ex

Approval ID: KZ 7500525010101950

PTV 2,5-PE - Protective conductor terminal block



1078963

<https://www.phoenixcontact.com/gb/products/1078963>

Classifications

ECLASS

ECLASS-13.0	27250103
ECLASS-15.0	27250103

ETIM

ETIM 9.0	EC000901
----------	----------

UNSPSC

UNSPSC 21.0	39121400
-------------	----------

PTV 2,5-PE - Protective conductor terminal block



1078963

<https://www.phoenixcontact.com/gb/products/1078963>

Environmental product compliance

EU RoHS

Fulfills EU RoHS substance requirements	Yes, No exemptions
---	--------------------

China RoHS

Environment friendly use period (EFUP)	EFUP-E
	No hazardous substances above the limits

EU REACH SVHC

REACH candidate substance (CAS No.)	No substance above 0.1 wt%
-------------------------------------	----------------------------

Phoenix Contact 2025 © - all rights reserved
<https://www.phoenixcontact.com>

PHOENIX CONTACT Ltd
Halesfield 13, Telford
Shropshire, TF7 4PG
01952 681700
info@phoenixcontact.co.uk