

Fixed-mounted circuit breaker IEC 60947-2, frame size 2, 3-poles, $I_n=3200\text{A}$ up to 690V AC 50/60Hz, breaking capacity S $I_{cu}=66/50\text{kA}$ at 500/690V, Trip unit ETU600 LSIG upgrade ready, color display, bluetooth and USB interface, Protection LT, ST, INST, GFx, N-protection required an external N-sensor, incl. trip alarm switch (1xCO), rear connection horizontal, without Com & metering function Manual operating mechanism with mechanical closing, without Spring charging motor, Ready-to-close signal. switch, Auxiliary switches 2NO+2NC, without Closing coil (CC), manual operating mechanism with mechanical closing, without Remote trip alarm reset coil (RR), without 2nd shunt trip, without 1st Shunt trip

Model	
product brand name	SENTRON
product designation	3WA air circuit breaker
suitability for use	circuit breaker
size of the circuit-breaker	II
number of poles	3
position / of neutral conductor	no internal N-conductor
fastening method	fixed-mounted circuit breakers
design of the product	AC application
type of the driving mechanism	manual operating mechanism with mechanical or electrical closing
design of the electronic trip unit	ETU600 LSIG
Weight	65.403 kg
Net Weight	50.403 kg
General technical data	
insulation voltage / rated value	1000 V
operating voltage / at AC / at 50/60 Hz / rated value	690 V
power loss [W] / maximum	410 W
Current	
continuous current / rated value / maximum	3200 A
continuous current / rated value	3200 A
operational current	
• at 40 °C / rated value	3200 A
• at 45 °C / rated value	3200 A
• at 50 °C / rated value	3200 A
• at 55 °C / rated value	3200 A
• at 60 °C / rated value	3200 A
• at 65 °C / rated value	3200 A
• at 70 °C / rated value	3200 A
Switching capacity and short-time withstand current, according to IEC 60947-2	
switching capacity class of the circuit breaker	S
maximum short-circuit current breaking capacity (I_{cu})	
• at 500 V / rated value	66 kA
• at 690 V / rated value	50 kA
operating short-circuit current breaking capacity (I_{cs})	
• at 500 V / rated value	66 kA
• at 690 V / rated value	50 kA
short-circuit current making capacity (I_{cm})	
• at 500 V / rated value	145 kA
• at 690 V / rated value	105 kA
short-time withstand current (I_{cw}) / at 500 V AC	

<ul style="list-style-type: none"> • for 0.5 s / rated value 	66 kA
<ul style="list-style-type: none"> • for 1 s / rated value 	66 kA
<ul style="list-style-type: none"> • for 2 s / rated value 	66 kA
<ul style="list-style-type: none"> • for 3 s / rated value 	66 kA
short-time withstand current (I _{cw}) / at 690 V AC	
<ul style="list-style-type: none"> • for 0.5 s / rated value 	50 kA
<ul style="list-style-type: none"> • for 1 s / rated value 	50 kA
<ul style="list-style-type: none"> • for 2 s / rated value 	50 kA
<ul style="list-style-type: none"> • for 3 s / rated value 	50 kA

Electronic release unit

product feature	
<ul style="list-style-type: none"> • upgradable 	Yes
<ul style="list-style-type: none"> • Bluetooth and USB interface 	Yes
<ul style="list-style-type: none"> • decoder for basic protection functions 	Yes
<ul style="list-style-type: none"> • display and function keys 	Yes
<ul style="list-style-type: none"> • SENTRON powerconfig configuration software 	Yes

Basic protection functions

product feature / for L-tripping	
<ul style="list-style-type: none"> • can be switched on/off 	Yes
<ul style="list-style-type: none"> • selectable characteristic function 	Yes
<ul style="list-style-type: none"> • decoder and infinite adjustability are selectable with eSet 	Yes
set values setting current (I _r) / for L-tripping / with I2t characteristic	0.5;0.6;0.7;0.75;0.8;0.85;0.9;0.95;1.0
reference value setting current (I _r) / for L-tripping / with I2t characteristic	x I _n
set values delay time (tr) / for L-tripping / with I2t characteristic	1;2;5;8;10;14;17;21;25
reference value delay time (tr) / for L-tripping / with I2t characteristic	s
set values setting current (I _r) / for L-tripping / with I2t characteristic / for eSet	0.4-1;0.001
adjustable absolute value setting current (I _r) / for L-tripping / with I2t characteristic / for eSet	
<ul style="list-style-type: none"> • minimum 	1280 A
<ul style="list-style-type: none"> • maximum 	3200 A
set values delay time (tr) / for L-tripping / with I2t characteristic / for eSet	0.5-30;0.001
set values setting current (I _r) / for L-tripping / with I4t characteristic / for eSet	0.4-1;0.001
set values delay time (tr) / for L-tripping / with I4t characteristic / for eSet	0.5-5;0.001
reference value delay time (tr) / for L-tripping / with I4t characteristic	s
adjustable absolute value setting current (I _r) / for L-tripping / with I4t characteristic / for eSet	
<ul style="list-style-type: none"> • minimum 	1280 A
<ul style="list-style-type: none"> • maximum 	3200 A

L: Overload protection N-conductor

product feature / with neutral conductor protection / can be switched on/off	Yes
setting values setting current (I _{nN}) / for N-tripping	0.2-2;0.001
reference value setting current (I _{nN}) / for N-tripping	x I _n
adjustable setting current (I _{nN}) / for N-tripping	
<ul style="list-style-type: none"> • minimum 	640 A
<ul style="list-style-type: none"> • maximum 	6400 A

S: delayed short-circuit protection ST

product feature / for S-tripping	
<ul style="list-style-type: none"> • independent of direction / can be switched on/off 	Yes
<ul style="list-style-type: none"> • independent of direction / selectable characteristic function 	Yes
<ul style="list-style-type: none"> • decoder and infinite adjustability are selectable with eSet 	Yes

S: delayed short-circuit protection ST, settings values I0t

set values setting current (I _{sd}) / for S-tripping / with I0t characteristic	1.5;2;2.5;3;4;5;6;8;10
reference value setting current (I _{sd}) / for S-tripping / with I0t characteristic	x I _r



set values delay time (tsd) / for S-tripping / with I0t characteristic	0.08;0.15;0.22;0.3;0.4
reference value delay time (tsd) / for S-tripping / with I0t characteristic	s
set values setting current (Isd) / for S-tripping / with I0t characteristic / for eSet / independent of direction	0.6-10;0.001
adjustable absolute value setting current (Isd)	
• for S-tripping / with I0t characteristic / for eSet / independent of direction / minimum	1920 A
• at 500 V / for S-tripping / with I0t characteristic / for eSet / independent of direction / maximum	52.8 kA
• at 690 V / for S-tripping / with I0t characteristic / for eSet / independent of direction / maximum	40 kA
set values delay time (tsd) / for S-tripping / with I0t characteristic / for eSet / independent of direction	0.02-0.4;0.001
S: delayed short-circuit protection ST, settings values I2t	
set values setting current (Isd) / for S-tripping / with I2t characteristic	1.5;2;2.5;3;4;5;6;8;10
reference value setting current (Isd) / for S-tripping / with I2t characteristic	x Ir
set values delay time (tsd) / for S-tripping / with I2t characteristic	0.1;0.2;0.3;0.4
set values setting current (Isd) / for S-tripping / with I2t characteristic / for eSet / independent of direction	0.6-10;0.001
adjustable absolute value setting current (Isd)	
• for S-tripping / with I2t characteristic / for eSet / independent of direction / minimum	1920 A
• at 500 V / for S-tripping / with I2t characteristic / for eSet / independent of direction / maximum	52.8 kA
• at 690 V / for S-tripping / with I2t characteristic / for eSet / independent of direction / maximum	40 kA
set values delay time (tsd) / for S-tripping / with I2t characteristic / for eSet / independent of direction	0.02-0.4;0.001
product feature / for I-tripping	
• can be switched on/off	Yes
• decoder and infinite adjustability are selectable (with eSet)	Yes
set values setting current (Ii) / for I-tripping	1.5;2;3;4;6;8;10;12;15
reference value setting current (Ii) / for I-tripping	x In
tripping factor setting current (Iimax) / for I-tripping	0.8
reference value setting current (Iimax) / for I-tripping	x Ics
set values setting current (Ii) / for I-tripping / for eSet	1.5-15;0.001
adjustable absolute value setting current (Ii)	
• for I-tripping / for eSet / minimum	4800 A
• at 500 V / for I-tripping / for eSet / maximum	52.8 kA
• at 690 V / for I-tripping / for eSet / maximum	40 kA
G: ground fault GF	
product feature / for G-tripping	
• can be switched on/off	Yes
• selectable characteristic function	Yes
set values setting current (Ilg) / for G-tripping / with I0t characteristic	0.03125-0.625;0.001
reference value setting current (Ilg) / for G-tripping / with I0t characteristic	x In
set values delay time (tgg) / for G-tripping / with I0t characteristic	0.02-30;0.001
reference value delay time (tgg) / for G-tripping / with I0t characteristic	s
set values setting current (Ilg) / for G-tripping / with I2t characteristic	0.03125-0.625;0.001
reference value setting current (Ilg) / for G-tripping / with I2t characteristic	x In
set values delay time (tgg) / for G-tripping / with I2t characteristic	0.02-5;0.001
reference value delay time (tgg) / for G-tripping / with I2t characteristic	s
Further protective functions	
protection function	
• maintenance mode DAS+	Yes
Measuring functions	
measurement function	

• current measurement	Yes
Communication	
communication function	No
Service Life	
mechanical service life (operating cycles)	
• without support / typical	10000
• with support / typical	20000
electrical endurance (operating cycles)	
• at 690 V / without support / typical	4000
• at 690 V / with support / typical	20000
Dimensions	
height	437 mm
width	460 mm
depth	357 mm
Main connection	
arrangement of electrical connectors / for main current circuit	main connection on the rear, horizontal
Auxiliary circuit	
design of the auxiliary switch	2 NO + 2 NC
number of NC contacts / for auxiliary contacts	2
number of NO contacts / for auxiliary contacts	2
number of CO contacts / for auxiliary contacts	0
Internal accessories	
product component	
• undervoltage release	No
• voltage trigger	No
• trip indicator	Yes
• motor drive	No
Environmental conditions	
protection class IP / on the front	IP20
ambient temperature / during operation	
• minimum	-40 °C
• maximum	70 °C
ambient temperature / during storage	
• minimum	-40 °C
• maximum	80 °C
Certificates	
reference code	
• according to IEC 81346-2	Q

Approvals / Certificates	
General Product Approval	Test Certificates



[Type Test Certificates/Test Report](#)

Test Certificates	Maritime application	other	Railway	Environment
Special Test Certificate		Confirmation		Environmental Confirmations

Further information

Information on the packaging
<https://support.industry.siemens.com/cs/ww/en/view/109813875>
Information for data generation and storage
<https://support.industry.siemens.com/cs/ww/en/view/109995012>
Industry Mall (Online ordering system)
<https://mall.industry.siemens.com/mall/en/en/Catalog/product?mlfb=3WA1232-3AF02-0AA0>
Service&Support (Manuals, Certificates, Characteristics, FAQs,...)
<https://support.industry.siemens.com/cs/ww/en/ps/3WA1232-3AF02-0AA0>

Image database (product images, 2D dimension drawings, 3D models, device circuit diagrams, ...)

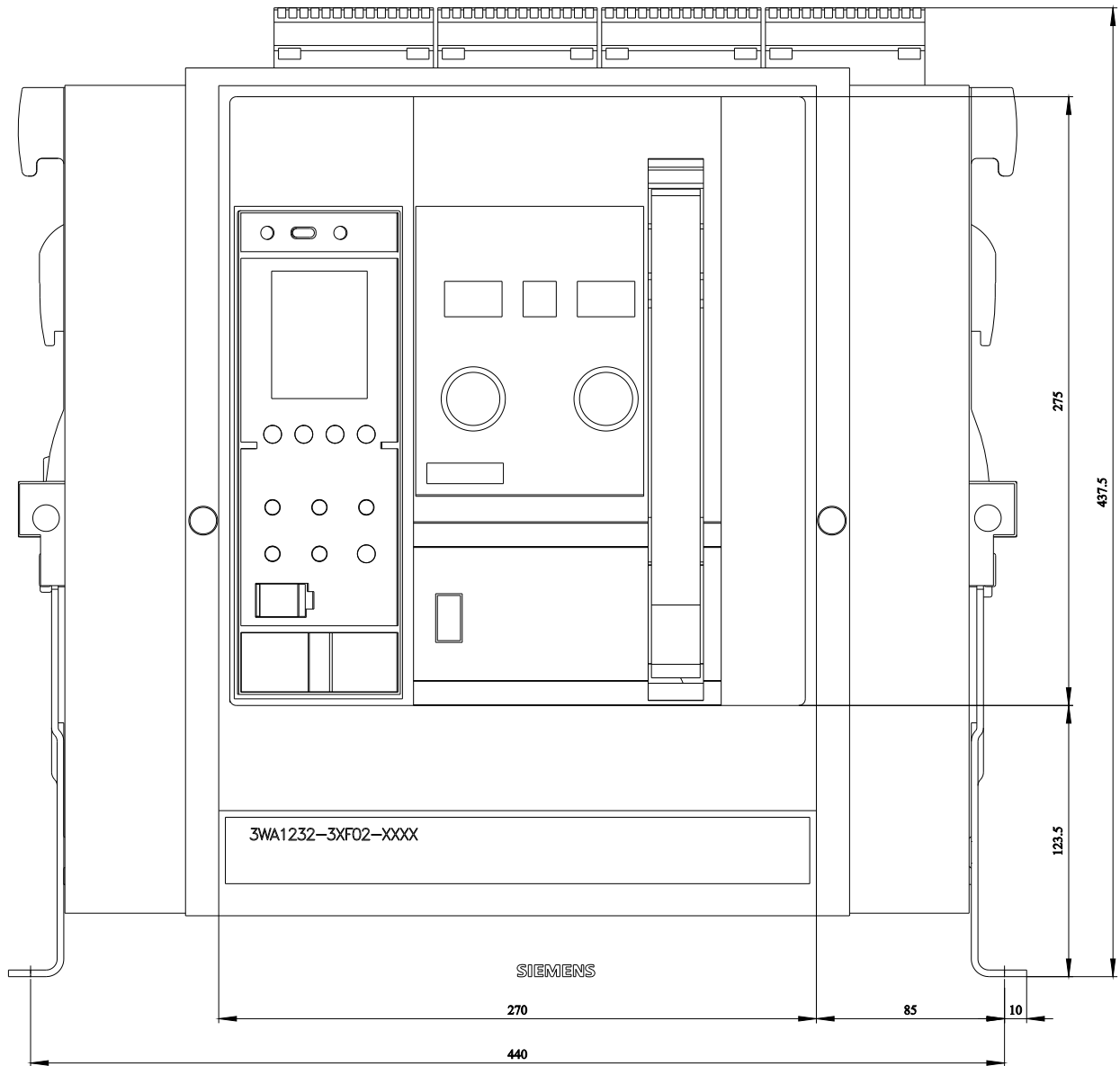
http://www.automation.siemens.com/bilddb/cax_en.aspx?mfb=3WA1232-3AF02-0AA0

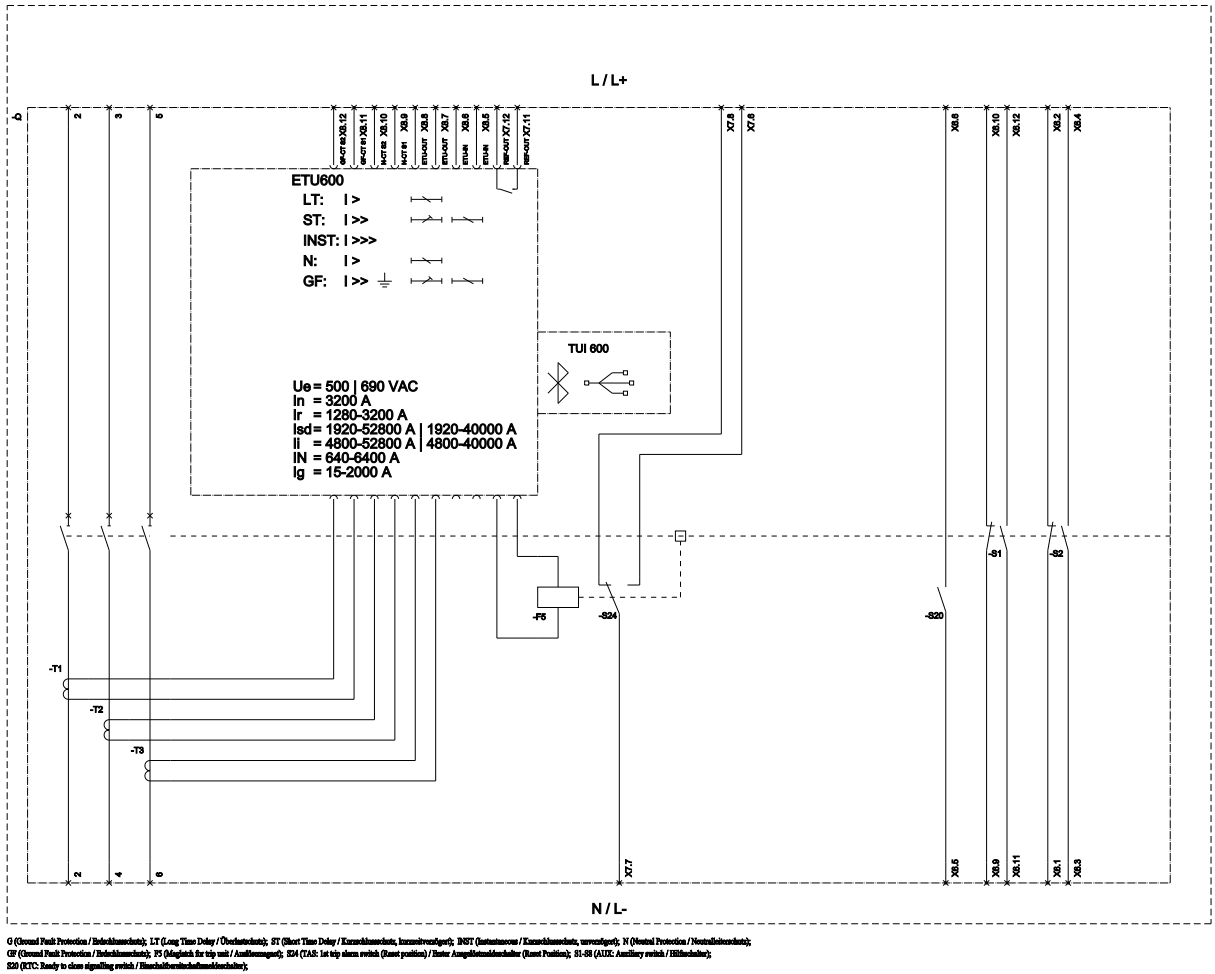
CAX-Online-Generator

<http://www.siemens.com/cax>

Information- and Downloadcenter (catalogues, leaflets,...)

<http://www.siemens.com/energy-automation>





last modified:

5/30/2021

