

MUT 2,5-PE - Mini protective conductor terminal block



3248032

<https://www.phoenixcontact.com/gb/products/3248032>

Please be informed that the data shown in this PDF document is generated from our online catalog. Please find the complete data in the user documentation. Our general terms of use for downloads are valid.



Mini protective conductor terminal block, number of connections: 2, number of positions: 1, connection method: Screw connection, 1 level, cross section: 0.2 mm² - 4 mm², mounting type: NS 15, color: green-yellow

Your advantages

- Space saving thanks to compact design and mounting option on a 15 mm DIN rail
- Clear arrangement thanks to marking of all terminal points
- Easy potential distribution thanks to standardized plug-in bridges

Commercial data

Item number	3248032
Packing unit	50 pc
Minimum order quantity	50 pc
Sales key	BE1161
Product key	BE1161
GTIN	4046356801485
Weight per piece (including packing)	6.34 g
Weight per piece (excluding packing)	5.889 g
Customs tariff number	85369010
Country of origin	TR

MUT 2,5-PE - Mini protective conductor terminal block



3248032

<https://www.phoenixcontact.com/gb/products/3248032>

Technical data

Product properties

Product type	Ground terminal block
Number of positions	1
Number of connections	2
Number of rows	1

Insulation characteristics

Overvoltage category	III
Degree of pollution	3

Electrical properties

Rated surge voltage	6 kV
Maximum power dissipation for nominal condition	0.77 W

Connection data

Number of connections per level	2
Nominal cross section	2.5 mm ²
Rated cross section AWG	12

1 level

Connection method	Screw connection
Screw thread	M3
Note	Please observe the current carrying capacity of the DIN rails.
Tightening torque	0.5 ... 0.6 Nm
Stripping length	9 mm
Internal cylindrical gage	A3
Connection in acc. with standard	IEC 60947-7-2
Conductor cross-section rigid	0.2 mm ² ... 4 mm ²
Cross section AWG	24 ... 12 (converted acc. to IEC)
Conductor cross-section flexible	0.2 mm ² ... 4 mm ²
Conductor cross-section, flexible [AWG]	24 ... 12 (converted acc. to IEC)
Conductor cross-section flexible (ferrule without plastic sleeve)	0.25 mm ² ... 2.5 mm ²
Flexible conductor cross-section (ferrule with plastic sleeve)	0.25 mm ² ... 2.5 mm ²

Ex data

Rated data (ATEX/IECEx)

Identification	⊕ II 2 GD Ex eb IIC Gb
Operating temperature range	-60 °C ... 110 °C
Ex-certified accessories	3248033 D-MUT 2,5/4 1205053 SZS 0,6X3,5 3022263 CLIPFIX 15
output	(Permanent)

MUT 2,5-PE - Mini protective conductor terminal block



3248032

<https://www.phoenixcontact.com/gb/products/3248032>

Ex connection data General

Torque range	0.5 Nm ... 0.6 Nm
Nominal cross section	2.5 mm ²
Rated cross section AWG	14
Connection capacity rigid	0.2 mm ² ... 4 mm ²
Connection capacity AWG	24 ... 12
Connection capacity flexible	0.2 mm ² ... 2.5 mm ²
Connection capacity AWG	24 ... 14

Dimensions

Width	5.2 mm
End cover width	2.2 mm
Height	29.9 mm
Depth on NS 15	34 mm

Material specifications

Color	green-yellow
Flammability rating according to UL 94	V0
Insulating material group	I
Insulating material	PA
Static insulating material application in cold	-60 °C
Temperature index of insulation material (DIN EN 60216-1 (VDE 0304-21))	130 °C
Relative insulation material temperature index (Elec., UL 746 B)	130 °C
Fire protection for rail vehicles (DIN EN 45545-2) R22	HL 1 - HL 3
Fire protection for rail vehicles (DIN EN 45545-2) R23	HL 1 - HL 3
Fire protection for rail vehicles (DIN EN 45545-2) R24	HL 1 - HL 3
Fire protection for rail vehicles (DIN EN 45545-2) R26	HL 1 - HL 3
Calorimetric heat release NFPA 130 (ASTM E 1354)	28 MJ/kg
Surface flammability NFPA 130 (ASTM E 162)	passed
Specific optical density of smoke NFPA 130 (ASTM E 662)	passed
Smoke gas toxicity NFPA 130 (SMP 800C)	passed

Mechanical properties

Mechanical data

Open side panel	Yes
-----------------	-----

Environmental and real-life conditions

Oscillation/broadband noise

Specification	DIN EN 50155 (VDE 0115-200):2008-03
Spectrum	Long life test category 2, bogie-mounted
Frequency	f ₁ = 5 Hz to f ₂ = 250 Hz
ASD level	6.12 (m/s ²) ² /Hz

MUT 2,5-PE - Mini protective conductor terminal block



3248032

<https://www.phoenixcontact.com/gb/products/3248032>

Acceleration	3.12g
Test duration per axis	5 h
Test directions	X-, Y- and Z-axis
Result	Test passed

Shocks

Specification	DIN EN 50155 (VDE 0115-200):2008-03
Pulse shape	Half-sine
Acceleration	5g
Shock duration	30 ms
Number of shocks per direction	3
Test directions	X-, Y- and Z-axis (pos. and neg.)
Result	Test passed

Ambient conditions

Ambient temperature (operation)	-60 °C ... 110 °C (Operating temperature range incl. self-heating; for max. short-term operating temperature, see RTI Elec.)
Ambient temperature (storage/transport)	-25 °C ... 60 °C (for a short time, not exceeding 24 h, -60 °C to +70 °C)
Ambient temperature (assembly)	-5 °C ... 70 °C
Ambient temperature (actuation)	-5 °C ... 70 °C
Permissible humidity (operation)	20 % ... 90 %
Permissible humidity (storage/transport)	30 % ... 70 %

Standards and regulations

Connection in acc. with standard	IEC 60947-7-2
----------------------------------	---------------

Mounting

Mounting type	NS 15
---------------	-------

MUT 2,5-PE - Mini protective conductor terminal block



3248032

<https://www.phoenixcontact.com/gb/products/3248032>

Drawings

Circuit diagram



MUT 2,5-PE - Mini protective conductor terminal block




3248032


<https://www.phoenixcontact.com/gb/products/3248032>


Approvals

To download certificates, visit the product detail page: <https://www.phoenixcontact.com/gb/products/3248032>


 CSA Approval ID: 13631				
	Nominal voltage U_N	Nominal current I_N	Cross section AWG	Cross section mm^2
B	-	-	26 - 12	-
C	-	-	26 - 12	-
D	-	-	26 - 12	-

 IECEE CB Scheme Approval ID: DE1-63066				
--	--	--	--	--

 cULus Recognized Approval ID: E60425				
	Nominal voltage U_N	Nominal current I_N	Cross section AWG	Cross section mm^2
B	-	-	24 - 12	-
C	-	-	24 - 12	-

 VDE Zeichengenehmigung Approval ID: 40038970				
--	--	--	--	--

DNV Approval ID: TAE00003J4				
---------------------------------------	--	--	--	--


 IECEX Approval ID: IECEX SEV13.0012U				
	Nominal voltage U_N	Nominal current I_N	Cross section AWG	Cross section mm^2
keine	-	-	-	-
Only flexible conductors	-	-	-	0.2 - 2.5
Only rigid conductors	-	-	-	0.2 - 4


MUT 2,5-PE - Mini protective conductor terminal block





3248032

<https://www.phoenixcontact.com/gb/products/3248032>

 ATEX Approval ID: SEV13ATEX0178U				
	Nominal voltage U_N	Nominal current I_N	Cross section AWG	Cross section mm^2
keine				
Only flexible conductors	-	-	-	0.2 - 2.5
Only rigid conductors	-	-	-	0.2 - 4

 UKCA-EX Approval ID: CML 22UKEX1226U				
--	--	--	--	--

 EAC Ex Approval ID: KZ 7500525010101950				
---	--	--	--	--

 CCC Approval ID: 2020322313000629				
---	--	--	--	--

MUT 2,5-PE - Mini protective conductor terminal block



3248032

<https://www.phoenixcontact.com/gb/products/3248032>

Classifications

ECLASS

ECLASS-13.0	27250103
ECLASS-15.0	27250103

ETIM

ETIM 9.0	EC000901
----------	----------

UNSPSC

UNSPSC 21.0	39121400
-------------	----------

MUT 2,5-PE - Mini protective conductor terminal block



3248032

<https://www.phoenixcontact.com/gb/products/3248032>

Environmental product compliance

EU RoHS

Fulfills EU RoHS substance requirements	Yes
Exemption	6(c)

China RoHS

Environment friendly use period (EFUP)	EFUP-50
	An article-related China RoHS declaration table can be found in the download area for the respective article under "Manufacturer declaration". For all articles with EFUP-E, no China RoHS declaration table issued and required.

EU REACH SVHC

REACH candidate substance (CAS No.)	Lead(CAS: 7439-92-1)
SCIP	20ddf5cf-2f67-4fd5-8da1-6909f04cd87d

Phoenix Contact 2025 © - all rights reserved

<https://www.phoenixcontact.com>

PHOENIX CONTACT Ltd
Halesfield 13, Telford
Shropshire, TF7 4PG
01952 681700
info@phoenixcontact.co.uk