

# REL-IR-BL/L- 24DC/4X21 - Single relay



1032527

<https://www.phoenixcontact.com/gb/products/1032527>

Please be informed that the data shown in this PDF document is generated from our online catalog. Please find the complete data in the user documentation. Our general terms of use for downloads are valid.



Plug-in industrial relay with power contacts, 4 changeover contacts, test button, status LED, mechanical switch position indicator, input voltage: 24 V DC

## Commercial data

Item number	1032527
Packing unit	10 pc
Minimum order quantity	10 pc
Sales key	DKF947
Product key	DKF947
GTIN	4055626537115
Weight per piece (including packing)	31.59 g
Weight per piece (excluding packing)	30 g
Customs tariff number	85364190
Country of origin	CN

## Technical data

### Notes

Notes on operation	Do not connect adjacent channels to SELV/ PELV and voltages dangerous to the touch.
Notes on operation	The outputs are not suitable for switching different outer conductors.
Notes on operation	Do not use to separate SELV / PELV circuits from other circuits, because safe isolation is not guaranteed.

### Product properties

Product type	Single relay
Product family	ESSENTIAL edition
Operating mode	100% operating factor
Mechanical service life	3x 10 <sup>7</sup> cycles

Insulation characteristics: Air clearances and creepage distances between coil and contact side

Insulation	Basic insulation
Overvoltage category	III
Pollution degree	2

Data management status

Date of last data management	05.09.2025
------------------------------	------------

### Electrical properties

Service life electrical	see diagram
Maximum power dissipation for nominal condition	759 mW
Test voltage (Winding/contact)	2.5 kV <sub>rms</sub> (50 Hz, 1 min., winding/contact)
Test voltage (Changeover contact/changeover contact)	2 kV <sub>rms</sub> (50 Hz, 1 min., changeover contact/changeover contact)

Air clearances and creepage distances between coil and contact side

Rated insulation voltage	250 V AC
Rated surge voltage	5 kV

### Input data

Coil side

Nominal input voltage U <sub>N</sub>	24 V DC
Input voltage range	19.2 V DC ... 46.8 V DC (20 °C)
Drive and function	monostable
Drive (polarity)	polarized
Typical input current at U <sub>N</sub>	32 mA
Typical response time	15 ms
Typical release time	10 ms
Coil voltage	24 V DC
Status display	Yellow LED (bidirectional)

# REL-IR-BL/L- 24DC/4X21 - Single relay



1032527

<https://www.phoenixcontact.com/gb/products/1032527>

## Output data

### Switching

Contact switching type	4 changeover contacts
Type of switch contact	Single contact
Contact material	AgNi
Maximum switching voltage	250 V AC/DC
Minimum switching voltage	12 V (10 mA)
Limiting continuous current	6 A
Maximum inrush current	12 A (20 ms, N/O contacts)
Min. switching current	10 mA (12 V)
Interrupting rating (ohmic load) max.	144 W (24 V DC)
	130 W (48 V DC)
	90 W (60 V DC)
	66 W (110 V DC)
	88 W (220 V DC)
1500 VA (250 V AC)	
Switching power min.	120 mW

## Connection data

Connection method	Plug-in connection
-------------------	--------------------

## Dimensions

Width	22.5 mm
Height	28 mm
Depth	35.5 mm

## Environmental and real-life conditions

### Ambient conditions

Degree of protection	RT II
Degree of protection (Installation location)	≥ IP54 (Installation location)
Ambient temperature (operation)	-40 °C ... 70 °C
Ambient temperature (storage/transport)	-40 °C ... 70 °C
Altitude	≤ 2000 m

## Standards and regulations

### Air clearances and creepage distances between coil and contact side

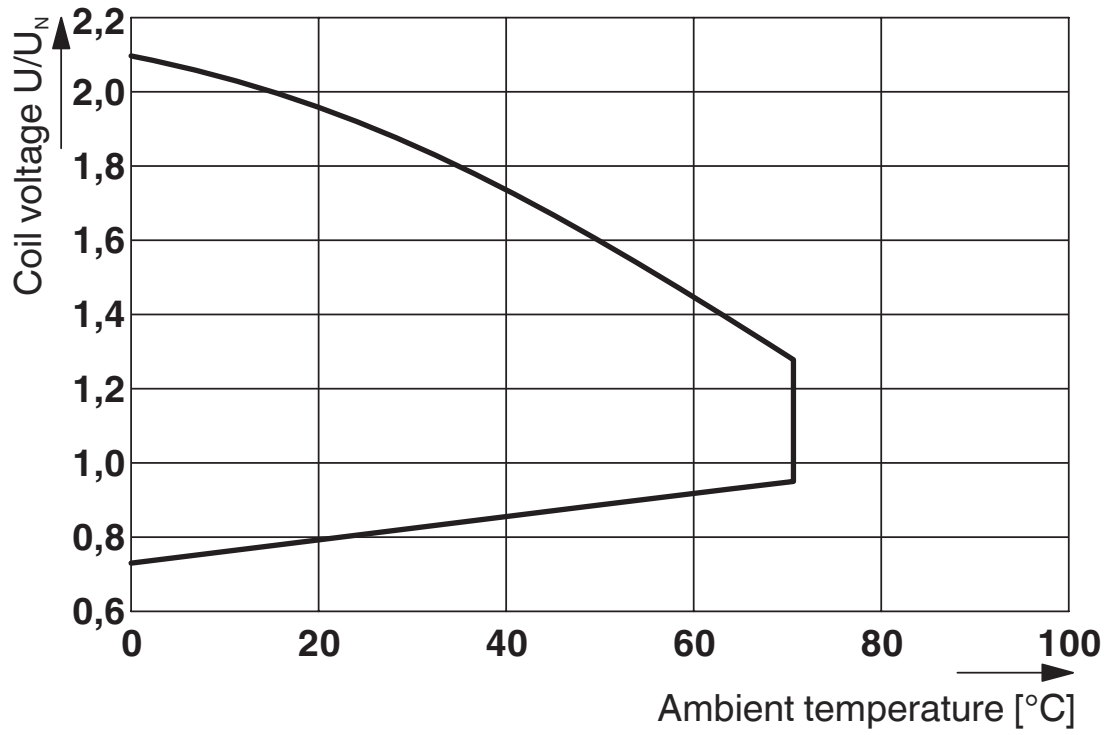
Standards/regulations	EN 61810-1
-----------------------	------------

## Mounting

Mounting type	Plug-in mounting
Assembly note	in rows with zero spacing
Mounting position	any

Drawings

Diagram



Operating voltage range

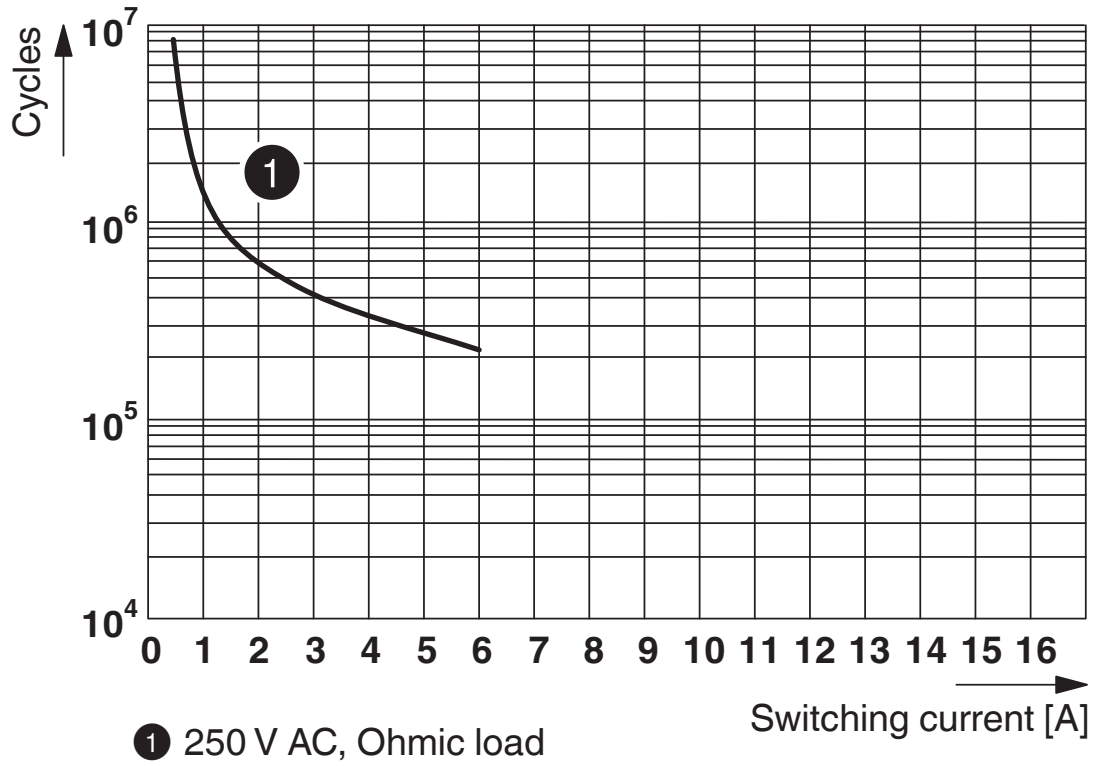
# REL-IR-BL/L- 24DC/4X21 - Single relay



1032527

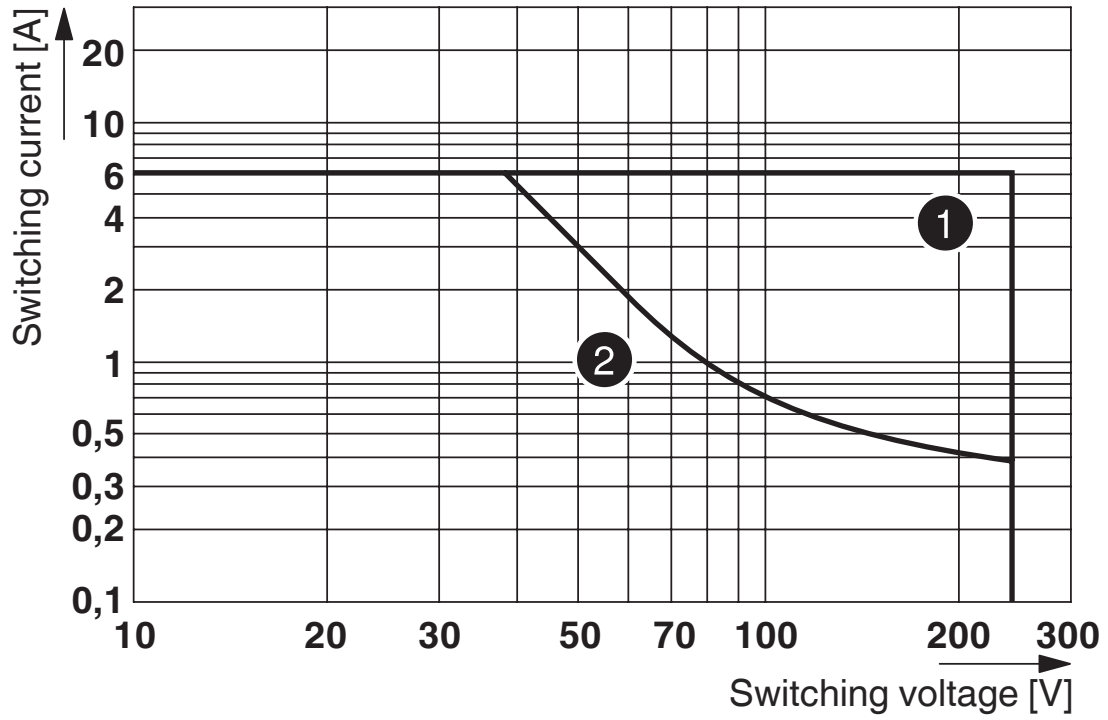
<https://www.phoenixcontact.com/gb/products/1032527>

Diagram



Electrical service life

Diagram



- ① AC, ohmic load
- ② DC, ohmic load

Interrupting rating

Diagram



Service life reduction factor

1032527

<https://www.phoenixcontact.com/gb/products/1032527>



Permissible humidity for operation and storage.

The maximum permissible ambient temperature as specified in the data sheet must be observed.

Area A: Ice buildup at ambient temperatures  $\leq 0^\circ\text{C}$  must be prevented

Area B: Condensation at ambient temperatures  $> 0^\circ\text{C}$  must be prevented

On 30 full days that are naturally distributed across an entire year, a humidity level of 95% is permissible at an ambient temperature  $\leq 25^\circ\text{C}$ .

# REL-IR-BL/L- 24DC/4X21 - Single relay



1032527

<https://www.phoenixcontact.com/gb/products/1032527>

## Approvals

To download certificates, visit the product detail page: <https://www.phoenixcontact.com/gb/products/1032527>



**cUL Recognized**  
Approval ID: FILE E 228652



**UL Recognized**  
Approval ID: FILE E 228652



**VDE approval of drawings**  
Approval ID: 40058034

# REL-IR-BL/L- 24DC/4X21 - Single relay



1032527

<https://www.phoenixcontact.com/gb/products/1032527>

## Classifications

### ECLASS

ECLASS-13.0	27371601
ECLASS-15.0	27371601

### ETIM

ETIM 9.0	EC001437
----------	----------

### UNSPSC

UNSPSC 21.0	39122300
-------------	----------

# REL-IR-BL/L- 24DC/4X21 - Single relay



1032527

<https://www.phoenixcontact.com/gb/products/1032527>

## Environmental product compliance

### EU RoHS

Fulfills EU RoHS substance requirements	Yes, No exemptions
---	--------------------

### China RoHS

Environment friendly use period (EFUP)	EFUP-E
	No hazardous substances above the limits

### EU REACH SVHC

REACH candidate substance (CAS No.)	No substance above 0.1 wt%
-------------------------------------	----------------------------

### EF3.0 Climate Change

CO2e kg	0.182 kg CO2e
---------	---------------

Phoenix Contact 2025 © - all rights reserved  
<https://www.phoenixcontact.com>

PHOENIX CONTACT Ltd  
Halesfield 13, Telford  
Shropshire, TF7 4PG  
01952 681700  
[info@phoenixcontact.co.uk](mailto:info@phoenixcontact.co.uk)