


UT 4-MTD - Feed-through terminal block



3046184

<https://www.phoenixcontact.com/gb/products/3046184>

Please be informed that the data shown in this PDF document is generated from our online catalog. Please find the complete data in the user documentation. Our general terms of use for downloads are valid.



Feed-through terminal block, nom. voltage: 800 V, nominal current: 32 A, number of connections: 2, connection method: Screw connection, Rated cross section: 4 mm², cross section: 0.14 mm² - 6 mm², mounting type: NS 35/7,5, NS 35/15, color: gray

Your advantages

- The consistent labeling and bridging of terminal blocks is an advantage
- Feed-through terminal block enables terminal strips of the same shape to be configured with disconnect and knife disconnect terminal blocks

Commercial data

Item number	3046184
Packing unit	50 pc
Minimum order quantity	50 pc
Sales key	BE1111
Product key	BE1111
GTIN	4017918956592
Weight per piece (including packing)	11.23 g
Weight per piece (excluding packing)	10.5 g
Customs tariff number	85369010
Country of origin	DE

UT 4-MTD - Feed-through terminal block



3046184

<https://www.phoenixcontact.com/gb/products/3046184>

Technical data

Product properties

Product type	Feed-through terminal block
Product family	UT
Number of connections	2
Number of rows	1
Potentials	1

Insulation characteristics

Overvoltage category	III
Degree of pollution	3

Electrical properties

Rated surge voltage	8 kV
Maximum power dissipation for nominal condition	1.02 W

Connection data

Number of connections per level	2
Nominal cross section	4 mm ²
Connection method	Screw connection
Screw thread	M3
Tightening torque	0.6 ... 0.8 Nm
Stripping length	9 mm
Internal cylindrical gage	A4
Connection in acc. with standard	IEC 60947-7-1
Conductor cross-section rigid	0.14 mm ² ... 6 mm ²
Cross section AWG	26 ... 10 (converted acc. to IEC)
Conductor cross-section flexible	0.14 mm ² ... 6 mm ²
Conductor cross-section, flexible [AWG]	26 ... 10 (converted acc. to IEC)
Conductor cross-section flexible ultrasound-compressed	0.34 mm ² ... 6 mm ²
Conductor cross-section, flexible [AWG] ultrasound-compressed	22 ... 10 (converted acc. to IEC)
Conductor cross-section flexible (ferrule without plastic sleeve)	0.25 mm ² ... 4 mm ²
Flexible conductor cross-section (ferrule with plastic sleeve)	0.25 mm ² ... 4 mm ²
2 conductors with same cross section, solid	0.14 mm ² ... 1.5 mm ²
2 conductors with same cross section, flexible	0.14 mm ² ... 1.5 mm ²
2 conductors with same cross section, flexible, with ferrule without plastic sleeve	0.14 mm ² ... 1.5 mm ²
2 conductors with the same cross section, flexible, with TWIN ferrule with plastic sleeve	0.5 mm ² ... 2.5 mm ²
Nominal current	32 A
Maximum load current	41 A (with 6 mm ² conductor cross-section)
Nominal voltage	800 V
Nominal cross section	4 mm ²

UT 4-MTD - Feed-through terminal block



3046184

<https://www.phoenixcontact.com/gb/products/3046184>

Ex data

Rated data (ATEX/IECEX)

Identification	⊕ II 2 GD Ex eb IIC Gb
Operating temperature range	-60 °C ... 110 °C
Ex-certified accessories	3047141 D-UT 2,5/4-TWIN 3047167 ATP-UT 1205053 SZS 0,6X3,5 3022276 CLIPFIX 35-5 3022218 CLIPFIX 35
List of bridges	Plug-in bridge / FBS 2-6 / 3030336 Plug-in bridge / FBS 3-6 / 3030242 Plug-in bridge / FBS 4-6 / 3030255 Plug-in bridge / FBS 5-6 / 3030349 Plug-in bridge / FBS 10-6 / 3030271 Plug-in bridge / FBS 20-6 / 3030365
Bridge data	29 A (4 mm ²)
Ex temperature increase	40 K (32 A / 4 mm ²)
for bridging with bridge	690 V
- At bridging between non-adjacent terminal blocks	352 V
- At bridging between non-adjacent terminal blocks via PE terminal block	275 V
via PE/S when bridging between non-adjacent terminal blocks	176 V
- At cut-to-length bridging with cover	220 V
- At cut-to-length bridging with partition plate	275 V
Rated insulation voltage	630 V
output	(Permanent)

Ex level General

Rated voltage	690 V
Rated current	29 A
Maximum load current	36 A
Contact resistance	0.32 mΩ

Ex connection data General

Torque range	0.6 Nm ... 0.8 Nm
Nominal cross section	4 mm ²
Rated cross section AWG	12
Connection capacity rigid	0.14 mm ² ... 6 mm ²
Connection capacity AWG	26 ... 10
Connection capacity flexible	0.14 mm ² ... 4 mm ²
Connection capacity AWG	26 ... 12
2 conductors with same cross section, solid	0.14 mm ² ... 1.5 mm ²
2 conductors with the same cross-section AWG rigid	26 ... 16
2 conductors with same cross section, stranded	0.14 mm ² ... 1.5 mm ²

UT 4-MTD - Feed-through terminal block



3046184

<https://www.phoenixcontact.com/gb/products/3046184>

2 conductors with the same cross-section AWG flexible	26 ... 16
---	-----------

Dimensions

Width	6.2 mm
End cover width	2.2 mm
Height	57.8 mm
Depth on NS 35/7,5	47.5 mm
Depth on NS 35/15	55 mm

Material specifications

Color	gray (RAL 7042)
Flammability rating according to UL 94	V0
Insulating material group	I
Insulating material	PA
Static insulating material application in cold	-60 °C
Temperature index of insulation material (DIN EN 60216-1 (VDE 0304-21))	125 °C
Relative insulation material temperature index (Elec., UL 746 B)	130 °C
Fire protection for rail vehicles (DIN EN 45545-2) R22	HL 1 - HL 3
Fire protection for rail vehicles (DIN EN 45545-2) R23	HL 1 - HL 3
Fire protection for rail vehicles (DIN EN 45545-2) R24	HL 1 - HL 3
Fire protection for rail vehicles (DIN EN 45545-2) R26	HL 1 - HL 3
Calorimetric heat release NFPA 130 (ASTM E 1354)	27,5 MJ/kg
Surface flammability NFPA 130 (ASTM E 162)	passed
Specific optical density of smoke NFPA 130 (ASTM E 662)	passed
Smoke gas toxicity NFPA 130 (SMP 800C)	passed

Electrical tests

Surge voltage test

Test voltage setpoint	9.8 kV
Result	Test passed

Temperature-rise test

Requirement temperature-rise test	Increase in temperature ≤ 45 K
Result	Test passed
Short-time withstand current 4 mm ²	0.48 kA
Short-time withstand current 6 mm ²	0.72 kA
Result	Test passed

Power-frequency withstand voltage

Test voltage setpoint	2 kV
Result	Test passed

Mechanical properties

Mechanical data

UT 4-MTD - Feed-through terminal block



3046184

<https://www.phoenixcontact.com/gb/products/3046184>

Open side panel	Yes
-----------------	-----

Mechanical tests

Mechanical strength

Result	Test passed
--------	-------------

Attachment on the carrier

DIN rail/fixing support	NS 35
Test force setpoint	1 N
Result	Test passed

Test for conductor damage and slackening

Rotation speed	10 rpm
Revolutions	135
Conductor cross-section/weight	0.14 mm ² / 0.2 kg
	4 mm ² / 0.9 kg
	6 mm ² / 1.4 kg
Result	Test passed

Environmental and real-life conditions

Needle-flame test

Time of exposure	30 s
Result	Test passed

Oscillation/broadband noise

Specification	DIN EN 50155 (VDE 0115-200):2008-03
Spectrum	Long life test category 1, class B, body mounted
Frequency	$f_1 = 5 \text{ Hz}$ to $f_2 = 150 \text{ Hz}$
ASD level	0.02g ² /Hz
Acceleration	0.8g
Test duration per axis	5 h
Test directions	X-, Y- and Z-axis
Result	Test passed

Shocks

Specification	DIN EN 50155 (VDE 0115-200):2008-03
Pulse shape	Half-sine
Acceleration	5g
Shock duration	30 ms
Number of shocks per direction	3
Test directions	X-, Y- and Z-axis (pos. and neg.)
Result	Test passed

Ambient conditions

Ambient temperature (operation)	-60 °C ... 110 °C (Operating temperature range incl. self-heating; for max. short-term operating temperature, see RTI Elec.)
---------------------------------	--

UT 4-MTD - Feed-through terminal block



3046184

<https://www.phoenixcontact.com/gb/products/3046184>

Ambient temperature (storage/transport)	-25 °C ... 60 °C (for a short time, not exceeding 24 h, -60 °C to +70 °C)
Ambient temperature (assembly)	-5 °C ... 70 °C
Ambient temperature (actuation)	-5 °C ... 70 °C
Permissible humidity (operation)	20 % ... 90 %
Permissible humidity (storage/transport)	30 % ... 70 %

Standards and regulations

Connection in acc. with standard	IEC 60947-7-1
----------------------------------	---------------

Mounting

Mounting type	NS 35/7,5
	NS 35/15

UT 4-MTD - Feed-through terminal block

3046184

<https://www.phoenixcontact.com/gb/products/3046184>



Drawings

Circuit diagram



UT 4-MTD - Feed-through terminal block



3046184

<https://www.phoenixcontact.com/gb/products/3046184>

Approvals

To download certificates, visit the product detail page: <https://www.phoenixcontact.com/gb/products/3046184>

DNV Approval ID: TAE00001S9

CB Scheme Approval ID: DE1-63061_M1				
	Nominal voltage U_N	Nominal current I_N	Cross section AWG	Cross section mm^2
keine				
	800 V	32 A	-	0.2 - 4

cULus Recognized Approval ID: E60425				
	Nominal voltage U_N	Nominal current I_N	Cross section AWG	Cross section mm^2
B				
Factory wiring	600 V	40 A	26 - 10	-
	600 V	30 A	26 - 10	-
Multi-conductor connection	600 V	30 A	26 - 14	-
C				
Factory wiring	600 V	40 A	26 - 10	-
	600 V	30 A	26 - 10	-
Multi-conductor connection	600 V	30 A	26 - 14	-

LR Approval ID: LR24100022TA
--

VDE approval of drawings Approval ID: 40013658				
	Nominal voltage U_N	Nominal current I_N	Cross section AWG	Cross section mm^2
keine				
	800 V	32 A	-	0.2 - 4

ATEX Approval ID: KEMA04ATEX2048U				
	Nominal voltage U_N	Nominal current I_N	Cross section AWG	Cross section mm^2
keine				
Only flexible conductors	690 V	29 A	-	0.14 - 4


UT 4-MTD - Feed-through terminal block





3046184


<https://www.phoenixcontact.com/gb/products/3046184>

Only rigid conductors	690 V	36 A	-	0.14 - 6
-----------------------	-------	------	---	----------


 cUL Recognized Approval ID: E192998				
	Nominal voltage U_N	Nominal current I_N	Cross section AWG	Cross section mm^2
B	600 V	30 A	26 - 10	-
C	600 V	30 A	26 - 10	-

 EAC Ex Approval ID: KZ 7500525010101950				
---	--	--	--	--

 IECEx Approval ID: IECEx KEM 06.0027U				
	Nominal voltage U_N	Nominal current I_N	Cross section AWG	Cross section mm^2
keine				
Only flexible conductors	690 V	29 A	-	0.14 - 4
Only rigid conductors	690 V	36 A	-	0.14 - 6

 UL Recognized Approval ID: E192998				
	Nominal voltage U_N	Nominal current I_N	Cross section AWG	Cross section mm^2
B	600 V	30 A	26 - 10	-
C	600 V	30 A	26 - 10	-

 CCC Approval ID: 2020322313000622				
---	--	--	--	--

 UKCA-EX Approval ID: DEKRA 21UKEX0304U				
--	--	--	--	--

UT 4-MTD - Feed-through terminal block



3046184

<https://www.phoenixcontact.com/gb/products/3046184>

Classifications

ECLASS

ECLASS-13.0	27250101
ECLASS-15.0	27250101

ETIM

ETIM 9.0	EC000897
----------	----------

UNSPSC

UNSPSC 21.0	39121400
-------------	----------

UT 4-MTD - Feed-through terminal block



3046184

<https://www.phoenixcontact.com/gb/products/3046184>

Environmental product compliance

EU RoHS

Fulfills EU RoHS substance requirements	Yes
Exemption	6(c)

China RoHS

Environment friendly use period (EFUP)	EFUP-50
	An article-related China RoHS declaration table can be found in the download area for the respective article under "Manufacturer declaration". For all articles with EFUP-E, no China RoHS declaration table issued and required.

EU REACH SVHC

REACH candidate substance (CAS No.)	Lead(CAS: 7439-92-1)
SCIP	8267f3fd-ec37-48b4-a0bd-808b66855101

Phoenix Contact 2025 © - all rights reserved

<https://www.phoenixcontact.com>

PHOENIX CONTACT Ltd
Halesfield 13, Telford
Shropshire, TF7 4PG
01952 681700
info@phoenixcontact.co.uk