


VIOK 1,5-D/TG/D/PE - Installation protective conductor terminal block



3011067

<https://www.phoenixcontact.com/gb/products/3011067>

Please be informed that the data shown in this PDF document is generated from our online catalog. Please find the complete data in the user documentation. Our general terms of use for downloads are valid.



Installation protective conductor terminal block, Current and voltage are determined by the plug used., nom. voltage: 250 V, nominal current: 24 A, connection method: Screw connection, 2nd, 3rd and 4th level, Rated cross section: 2.5 mm², cross section: 0.2 mm² - 4 mm², connection method: Screw connection, Rated cross section: 1.5 mm², cross section: 0.2 mm² - 4 mm², mounting type: NS 35/7,5, NS 35/15, color: gray

Your advantages

- The upper level contains the feed-through connections for the signal cable which can be labeled
- This terminal block is a combination of a DIK ... and DOK ... terminal block where a single terminal block can be used for initiators and actuators
- The PE connection is located in the lower level
- The two middle terminal points supply potential to the initiator

Commercial data

Item number	3011067
Packing unit	50 pc
Minimum order quantity	50 pc
Sales key	BE1218
Product key	BE1218
GTIN	4017918106676
Weight per piece (including packing)	30.45 g
Weight per piece (excluding packing)	30.45 g
Customs tariff number	85369010
Country of origin	PL

VIOK 1,5-D/TG/D/PE - Installation protective conductor terminal block



3011067

<https://www.phoenixcontact.com/gb/products/3011067>

Technical data

Notes

General	Current and voltage are determined by the plug used.
---------	--

Product properties

Product type	Ground terminal block
Number of connections	7
Number of rows	4

Insulation characteristics

Overvoltage category	III
Degree of pollution	3

Electrical properties

Rated surge voltage	4 kV
Maximum power dissipation for nominal condition	0.77 W

Connection data

Number of connections per level	2
Nominal cross section	2.5 mm ²

2nd, 3rd and 4th level

Connection method	Screw connection
Screw thread	M3
Note	Please observe the current carrying capacity of the DIN rails.
Tightening torque	0.5 ... 0.6 Nm
Stripping length	8 mm
Internal cylindrical gage	A3
Connection in acc. with standard	IEC 60947-7-1/IEC 60947-7-2
Conductor cross-section rigid	0.2 mm ² ... 4 mm ²
Cross section AWG	24 ... 12 (converted acc. to IEC)
Conductor cross-section flexible	0.2 mm ² ... 2.5 mm ²
Conductor cross-section, flexible [AWG]	24 ... 14 (converted acc. to IEC)
Conductor cross-section flexible (ferrule without plastic sleeve)	0.25 mm ² ... 2.5 mm ²
Flexible conductor cross-section (ferrule with plastic sleeve)	0.25 mm ² ... 2.5 mm ²
Cross-section with insertion bridge, rigid	4 mm ²
Cross-section with insertion bridge, flexible	2.5 mm ²
Nominal current	24 A
Maximum load current	24 A (with 4 mm ² conductor cross-section)
Nominal voltage	250 V (the voltage is determined by the component used)
Nominal cross section	2.5 mm ²

VIOK 1,5-D/TG/D/PE - Installation protective conductor terminal block



3011067

<https://www.phoenixcontact.com/gb/products/3011067>

Disconnect level

Connection method	Screw connection
Screw thread	M3
Tightening torque	0.5 ... 0.6 Nm
Stripping length	8 mm
Connection in acc. with standard	IEC 60947-7-1
Conductor cross-section rigid	0.2 mm ² ... 4 mm ²
Cross section AWG	24 ... 12 (converted acc. to IEC)
Conductor cross-section flexible	0.2 mm ² ... 2.5 mm ²
Conductor cross-section flexible (ferrule without plastic sleeve)	0.25 mm ² ... 2.5 mm ²
Flexible conductor cross-section (ferrule with plastic sleeve)	0.25 mm ² ... 2.5 mm ²
Cross-section with insertion bridge, rigid	4 mm ²
Cross-section with insertion bridge, flexible	2.5 mm ²
Nominal current	16 A
Maximum load current	16 A (with 4 mm ² conductor cross-section)
Nominal voltage	250 V
Nominal cross section	1.5 mm ²

Dimensions

Width	6.2 mm
Height	91.5 mm
Depth on NS 35/7,5	70 mm
Depth on NS 35/15	77.5 mm

Material specifications

Color	gray (RAL 7042)
Flammability rating according to UL 94	V2
Insulating material group	I
Insulating material	PA
Static insulating material application in cold	-60 °C
Temperature index of insulation material (DIN EN 60216-1 (VDE 0304-21))	130 °C
Relative insulation material temperature index (Elec., UL 746 B)	130 °C
Fire protection for rail vehicles (DIN EN 45545-2) R22	HL 1 - HL 3
Fire protection for rail vehicles (DIN EN 45545-2) R23	HL 1 - HL 3
Fire protection for rail vehicles (DIN EN 45545-2) R24	HL 1 - HL 3
Fire protection for rail vehicles (DIN EN 45545-2) R26	HL 1 - HL 3
Calorimetric heat release NFPA 130 (ASTM E 1354)	28 MJ/kg
Surface flammability NFPA 130 (ASTM E 162)	passed
Specific optical density of smoke NFPA 130 (ASTM E 662)	passed
Smoke gas toxicity NFPA 130 (SMP 800C)	passed

Mechanical properties

VIOK 1,5-D/TG/D/PE - Installation protective conductor terminal block



3011067

<https://www.phoenixcontact.com/gb/products/3011067>

Mechanical data

Open side panel	No
-----------------	----

Environmental and real-life conditions

Ambient conditions

Ambient temperature (operation)	-60 °C ... 110 °C (Operating temperature range incl. self-heating; for max. short-term operating temperature, see RTI Elec.)
Ambient temperature (storage/transport)	-25 °C ... 60 °C (for a short time, not exceeding 24 h, -60 °C to +70 °C)
Ambient temperature (assembly)	-5 °C ... 70 °C
Ambient temperature (actuation)	-5 °C ... 70 °C
Permissible humidity (operation)	20 % ... 90 %
Permissible humidity (storage/transport)	30 % ... 70 %

Standards and regulations

Connection in acc. with standard	IEC 60947-7-1/IEC 60947-7-2
	IEC 60947-7-1

Mounting

Mounting type	NS 35/7,5
	NS 35/15

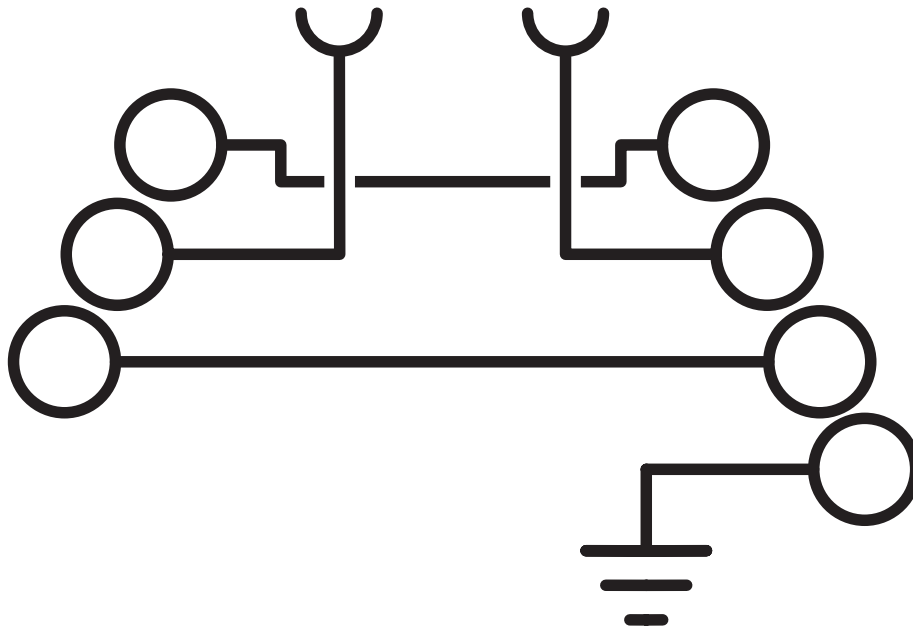
VIOK 1,5-D/TG/D/PE - Installation protective conductor terminal block

3011067

<https://www.phoenixcontact.com/gb/products/3011067>

Drawings

Circuit diagram



VIOK 1,5-D/TG/D/PE - Installation protective conductor terminal block





3011067


<https://www.phoenixcontact.com/gb/products/3011067>

Approvals

To download certificates, visit the product detail page: <https://www.phoenixcontact.com/gb/products/3011067>

 CSA Approval ID: 13631				
	Nominal voltage U_N	Nominal current I_N	Cross section AWG	Cross section mm^2
keine				
	300 V	15 A	28 - 14	-

 EAC Approval ID: KZ7500651131219505				
---	--	--	--	--

 cULus Recognized Approval ID: E60425				
	Nominal voltage U_N	Nominal current I_N	Cross section AWG	Cross section mm^2
B				
	300 V	15 A	30 - 14	-
PE connection	-	-	30 - 14	-
C				
	150 V	15 A	30 - 14	-
PE connection	-	-	30 - 14	-
D				
	150 V	15 A	30 - 14	-
PE connection	-	-	30 - 14	-

VIOK 1,5-D/TG/D/PE - Installation protective conductor terminal block



3011067

<https://www.phoenixcontact.com/gb/products/3011067>

Classifications

ECLASS

ECLASS-13.0	27250104
ECLASS-15.0	27250104

ETIM

ETIM 9.0	EC000901
----------	----------

UNSPSC

UNSPSC 21.0	39121400
-------------	----------

VIOK 1,5-D/TG/D/PE - Installation protective conductor terminal block



3011067

<https://www.phoenixcontact.com/gb/products/3011067>

Environmental product compliance

EU RoHS

Fulfills EU RoHS substance requirements	Yes, No exemptions
---	--------------------

China RoHS

Environment friendly use period (EFUP)	EFUP-E
	No hazardous substances above the limits

EU REACH SVHC

REACH candidate substance (CAS No.)	No substance above 0.1 wt%
-------------------------------------	----------------------------

Phoenix Contact 2025 © - all rights reserved
<https://www.phoenixcontact.com>

PHOENIX CONTACT Ltd
Halesfield 13, Telford
Shropshire, TF7 4PG
01952 681700
info@phoenixcontact.co.uk