

Product datasheet

Specifications



TeSys D contactor - 4P(4 NO) - AC-1 - ≤ 440 V 40 A - 220 V AC 50/60 Hz coil

Local distributor code:

386105629

LC1DT40M7

EAN Code: 3389110577709

Main

Range	TeSys TeSys Deca
Range of product	TeSys Deca
Product or component type	Contactor
Device short name	LC1D
Contactor application	Resistive load
Utilisation category	AC-1
Poles description	4P
[Ue] rated operational voltage	Power circuit: ≤ 690 V AC 25...400 Hz Power circuit: ≤ 300 V DC
[Ie] rated operational current	40 A (at ≤ 60 °C) at ≤ 440 V AC AC-1 for power circuit
[Uc] control circuit voltage	220 V AC 50/60 Hz

Complementary

Compatibility code	LC1D
Pole contact composition	4 NO
Protective cover	With
[Ith] conventional free air thermal current	10 A (at 60 °C) for signalling circuit 40 A (at 60 °C) for power circuit
Irms rated making capacity	140 A AC for signalling circuit conforming to IEC 60947-5-1 250 A DC for signalling circuit conforming to IEC 60947-5-1 450 A at 440 V for power circuit conforming to IEC 60947
Rated breaking capacity	450 A at 440 V for power circuit conforming to IEC 60947
[Icw] rated short-time withstand current	50 A 40 °C - 10 min for power circuit 120 A 40 °C - 1 min for power circuit 240 A 40 °C - 10 s for power circuit 380 A 40 °C - 1 s for power circuit 100 A - 1 s for signalling circuit 120 A - 500 ms for signalling circuit 140 A - 100 ms for signalling circuit
Associated fuse rating	10 A gG for signalling circuit conforming to IEC 60947-5-1 63 A gG at ≤ 690 V coordination type 1 for power circuit 40 A gG at ≤ 690 V coordination type 2 for power circuit
Average impedance	2 mOhm - Ith 40 A 50 Hz for power circuit
Power dissipation per pole	3.2 W AC-1

[Ui] rated insulation voltage	Power circuit: 600 V CSA certified Power circuit: 600 V UL certified Signalling circuit: 690 V conforming to IEC 60947-1 Signalling circuit: 600 V CSA certified Signalling circuit: 600 V UL certified Power circuit: 690 V conforming to IEC 60947-4-1
Overvoltage category	III
Pollution degree	3
[Uimp] rated impulse withstand voltage	6 kV conforming to IEC 60947
Safety reliability level	B10d = 1369863 cycles contactor with nominal load conforming to EN/ISO 13849-1 B10d = 20000000 cycles contactor with mechanical load conforming to EN/ISO 13849-1
Mechanical durability	15 Mcycles
Electrical durability	1.4 Mcycles 40 A AC-1 at $U_e \leq 440$ V
Control circuit type	AC at 50/60 Hz
Coil technology	Without built-in suppressor module
Control circuit voltage limits	0.3...0.6 U_c (-40...70 °C):drop-out AC 50/60 Hz 0.8...1.1 U_c (-40...60 °C):operational AC 50 Hz 0.85...1.1 U_c (-40...60 °C):operational AC 60 Hz 1...1.1 U_c (60...70 °C):operational AC 50/60 Hz
Inrush power in VA	70 VA 60 Hz cos phi 0.75 (at 20 °C) 70 VA 50 Hz cos phi 0.75 (at 20 °C)
Hold-in power consumption in VA	7.5 VA 60 Hz cos phi 0.3 (at 20 °C) 7 VA 50 Hz cos phi 0.3 (at 20 °C)
Heat dissipation	2...3 W at 50/60 Hz
Operating time	4...19 ms opening 12...22 ms closing
Maximum operating rate	3600 cyc/h at 60 °C
Connections - terminals	Control circuit: screw clamp terminals 2 1...2.5 mm ² - cable stiffness: flexible with cable end Control circuit: screw clamp terminals 1 1...4 mm ² - cable stiffness: flexible without cable end Control circuit: screw clamp terminals 2 1...4 mm ² - cable stiffness: flexible without cable end Control circuit: screw clamp terminals 1 1...4 mm ² - cable stiffness: flexible with cable end Control circuit: screw clamp terminals 1 1...4 mm ² - cable stiffness: solid without cable end Control circuit: screw clamp terminals 2 1...4 mm ² - cable stiffness: solid without cable end Power circuit: screw clamp terminals 1 2.5...10 mm ² - cable stiffness: flexible without cable end Power circuit: screw clamp terminals 2 2.5...10 mm ² - cable stiffness: flexible without cable end Power circuit: screw clamp terminals 1 2.5...10 mm ² - cable stiffness: flexible with cable end Power circuit: screw clamp terminals 2 2.5...10 mm ² - cable stiffness: flexible with cable end Power circuit: screw clamp terminals 1 2.5...16 mm ² - cable stiffness: solid without cable end Power circuit: screw clamp terminals 2 2.5...16 mm ² - cable stiffness: solid without cable end
Tightening torque	Control circuit: 1.7 N.m - on screw clamp terminals - with screwdriver flat Ø 6 mm Control circuit: 1.7 N.m - on screw clamp terminals - with screwdriver Philips No 2 Control circuit: 1.7 N.m - on screw clamp terminals - with screwdriver pozidriv No 2 Power circuit: 1.8 N.m - on screw clamps terminals - with screwdriver flat Ø 6 mm Power circuit: 1.8 N.m - on screw clamps terminals - with screwdriver Philips No 2 Power circuit: 1.8 N.m - on screw clamp terminals - with screwdriver pozidriv No 2
Auxiliary contact composition	1 NO + 1 NC
Auxiliary contacts type	type mechanically linked 1 NO + 1 NC conforming to IEC 60947-5-1 type mirror contact 1 NC conforming to IEC 60947-4-1

Signalling circuit frequency	25...400 Hz
Minimum switching voltage	17 V for signalling circuit
Minimum switching current	5 mA for signalling circuit
Insulation resistance	> 10 MOhm for signalling circuit
Non-overlap time	1.5 ms on de-energisation between NC and NO contact 1.5 ms on energisation between NC and NO contact
Mounting support	Rail Plate

Environment

Standards	CSA C22.2 No 14 EN 60947-4-1 EN 60947-5-1 IEC 60947-4-1 IEC 60947-5-1 UL 60947-4-1 IEC 60335-1
Product certifications	DNV GL CCC LROS (Lloyds register of shipping) RINA BV GOST UL CSA CB
IP degree of protection	IP20 front face conforming to IEC 60529
Protective treatment	TH conforming to IEC 60068-2-30
Climatic withstand	conforming to IACS E10 exposure to damp heat conforming to IEC 60947-1 Annex Q category D exposure to damp heat
Permissible ambient air temperature around the device	-40...60 °C 60...70 °C with derating
Operating altitude	0...3000 m
Fire resistance	850 °C conforming to IEC 60695-2-1
Flame retardance	V1 conforming to UL 94
Mechanical robustness	Vibrations contactor open (2 Gn, 5...300 Hz) Vibrations contactor closed (4 Gn, 5...300 Hz) Shocks contactor closed (15 Gn for 11 ms) Shocks contactor open (8 Gn for 11 ms)
Height	91 mm
Width	45 mm
Depth	99 mm
Net weight	0.425 kg

Packing Units

Unit Type of Package 1	PCE
Number of Units in Package 1	1
Package 1 Height	5.400 cm
Package 1 Width	9.400 cm
Package 1 Length	12.000 cm
Package 1 Weight	467.000 g

Unit Type of Package 2	S02
Number of Units in Package 2	16
Package 2 Height	15.000 cm
Package 2 Width	30.000 cm
Package 2 Length	40.000 cm
Package 2 Weight	8.019 kg

Logistical informations

Country of origin ID

Contractual warranty

Warranty 18 months




Environmental Data


Schneider Electric aims to achieve Net Zero status by 2050 through supply chain partnerships, lower impact materials, and circularity via our ongoing “Use Better, Use Longer, Use Again” campaign to extend product lifetimes and recyclability.

[Environmental Data explained >](#)



[How we assess product sustainability >](#)

 Environmental footprint	
Total lifecycle Carbon footprint	208
Environmental Disclosure	Product Environmental Profile

Use Better

 Materials and Substances	
Packaging made with recycled cardboard	Yes
Packaging without single use plastic	No
EU RoHS Directive	Compliant
REACH Regulation	REACH Declaration
PVC free	Yes

Use Again

 Repack and remanufacture	
Recyclability potential, in %	66
End of life manual availability	End of Life Information
Take-back	No
WEEE Label	 The product must be disposed on European Union markets following specific waste collection and never end up in rubbish bins

Offer Marketing Illustration

Product benefits / Features



The image shows a TeSys Deca contactor, a black industrial component with a green label that reads 'TeSys Schneider Electric'. It has multiple terminals on top and bottom, labeled with numbers and letters like '13 NO', '21 NC', 'A1', '14 NO', '22 NC', 'A2', '2T', '4T', and '6T'. The model number 'LC1 D09' is also visible on the top terminal block.

TeSys Deca Contactors

Technical Benefits

- Deca green delivers a consistent low consumption range of contactors from 9 A to 80 A.
- Covers control voltage from 24 to 250 V, with same coils for AC and DC.
- Designed to meet the requirements of industrial and HVAC applications
- With IEC60335-1 compliance, improved fire resistance, and dust-proof auxiliaries
- Suitable for safety applications thanks to mechanically linked contacts and mirror contacts
- Outstanding breaking/making capacity up to 20 In with PLC direct connection

Offer Marketing Illustration

Product benefits / Features



Offer Marketing Illustration

Product benefits / Features

TeSys Deca Contactors



Reliable

Multi-standard solutions, high reliability, long mechanical and electrical durability for different sizes, and the most complete accessories.



Energy efficiency

These electronic-coil contactors require up to 80 % less energy than electro-mechanical contactors.



Universal

Multi standards certified (IEC, UL, CSA, CCC, EAC, Marine), Green Premium compliant (RoHS/REACH).



Technical Illustration

Assembly's dimensions

