

# Product datasheet

Specifications



## Harmony XB4, Single contact block, silver alloy, screw clamp terminal, 1 NO

Local distributor code:

237120135

ZBE101

EAN Code: 3389110089479

### Main

Range of product	Harmony XB5 Harmony XB4
Product or component type	Contact block
Device short name	ZBE
Sale per indivisible quantity	5
IP degree of protection	IP20 conforming to IEC 60529
Contact operation	Slow-break
Contact block type	Single
Contacts usage	Standard contacts
Connections - terminals	Screw clamp terminals, $\leq 2 \times 1.5 \text{ mm}^2$ with cable end conforming to IEC 60947-1 Screw clamp terminals, $\geq 1 \times 0.22 \text{ mm}^2$ without cable end conforming to IEC 60947-1

### Complementary

Net weight	0.011 kg
Contacts type and composition	1 NO
Positive opening	Without
Operating travel	2.6 mm (NO changing electrical state) 4.3 mm (total travel)
Operating force	2.3 N NO changing electrical state
Mechanical durability	10000000 cycles
Tightening torque	0.8...1.2 N.m conforming to IEC 60947-1
Shape of screw head	Cross compatible with pozidriv No 1 screwdriver Slotted compatible with flat $\varnothing 4 \text{ mm}$ screwdriver Slotted compatible with flat $\varnothing 5.5 \text{ mm}$ screwdriver
Contacts material	Silver alloy (Ag/Ni)
Short-circuit protection	10 A cartridge fuse type gG conforming to IEC 60947-5-1
[Ith] conventional free air thermal current	10 A conforming to IEC 60947-5-1
[Uij] rated insulation voltage	600 V (pollution degree 3) conforming to IEC 60947-1
[Uimp] rated impulse withstand voltage	6 kV conforming to IEC 60947-1
[Ie] rated operational current	3 A at 240 V, AC-15, A600 conforming to IEC 60947-5-1 6 A at 120 V, AC-15, A600 conforming to IEC 60947-5-1 0.1 A at 600 V, DC-13, Q600 conforming to IEC 60947-5-1 0.27 A at 250 V, DC-13, Q600 conforming to IEC 60947-5-1 0.55 A at 125 V, DC-13, Q600 conforming to IEC 60947-5-1 1.2 A at 600 V, AC-15, A600 conforming to IEC 60947-5-1

<b>Electrical durability</b>	1000000 cycles, AC-15, 2 A at 230 V, operating rate <3600 cyc/h, load factor: 0.5 conforming to IEC 60947-5-1 appendix C 1000000 cycles, AC-15, 3 A at 120 V, operating rate <3600 cyc/h, load factor: 0.5 conforming to IEC 60947-5-1 appendix C 1000000 cycles, AC-15, 4 A at 24 V, operating rate <3600 cyc/h, load factor: 0.5 conforming to IEC 60947-5-1 appendix C 1000000 cycles, DC-13, 0.2 A at 110 V, operating rate <3600 cyc/h, load factor: 0.5 conforming to IEC 60947-5-1 appendix C 1000000 cycles, DC-13, 0.5 A at 24 V, operating rate <3600 cyc/h, load factor: 0.5 conforming to IEC 60947-5-1 appendix C
------------------------------	--

<b>Mounting of block</b>	Front mounting
--------------------------	----------------

<b>Electrical composition code</b>	C1 (quantity <= 9) C2 (quantity <= 7) C3 (quantity <= 6) C4 (quantity <= 4) C5 (quantity <= 5) C6 (quantity <= 3) C7 (quantity <= 4) C8 (quantity <= 2) C9 (quantity <= 3) C12 (quantity <= 6) M1 (quantity <= 6) M2 (quantity <= 4) M3 (quantity <= 4) M5 (quantity <= 2) M6 (quantity <= 2) M7 (quantity <= 6) M8 (quantity <= 4) M9 (quantity <= 2) SF1 (quantity <= 3) SF2 (quantity <= 2) MF1 (quantity <= 2) MF2 (quantity <= 2) C10 (quantity <= 2) M4 (quantity <= 2) C13 (quantity <= 1)
------------------------------------	---

<b>Device presentation</b>	Basic element
----------------------------	---------------

## Environment

<b>Protective treatment</b>	TH
-----------------------------	----

<b>Ambient air temperature for storage</b>	-40...70 °C
--	-------------

<b>Ambient air temperature for operation</b>	-40...70 °C
--	-------------

<b>Standards</b>	CSA C22.2 No 14 IEC 60947-5-1 UL 508 IEC 60947-1 JIS C8201-5-1 IEC 60947-5-4 JIS C8201-1
------------------	--

<b>Product certifications</b>	CCC UL DNV GOST LROS (Lloyds register of shipping) BV CSA
-------------------------------	---

<b>Vibration resistance</b>	5 gn (f= 2...500 Hz) conforming to IEC 60068-2-6
-----------------------------	--

<b>Shock resistance</b>	30 gn (duration = 18 ms) for half sine wave acceleration conforming to IEC 60068-2-27 50 gn (duration = 11 ms) for half sine wave acceleration conforming to IEC 60068-2-27
-------------------------	--

## Packing Units

<b>Unit Type of Package 1</b>	PCE
-------------------------------	-----

<b>Number of Units in Package 1</b>	1
-------------------------------------	---

Package 1 Height	1.000 cm
Package 1 Width	2.500 cm
Package 1 Length	3.000 cm
Package 1 Weight	9.000 g
Unit Type of Package 2	BB1
Number of Units in Package 2	5
Package 2 Height	4.500 cm
Package 2 Width	5.500 cm
Package 2 Length	5.500 cm
Package 2 Weight	52.000 g
Unit Type of Package 3	S03
Number of Units in Package 3	800
Package 3 Height	30.000 cm
Package 3 Width	30.000 cm
Package 3 Length	40.000 cm
Package 3 Weight	8.691 kg

## Logistical informations

Country of origin	FR
-------------------	----

## Contractual warranty

Warranty	18 months
----------	-----------



## Environmental Data

Schneider Electric aims to achieve Net Zero status by 2050 through supply chain partnerships, lower impact materials, and circularity via our ongoing “Use Better, Use Longer, Use Again” campaign to extend product lifetimes and recyclability.

[Environmental Data explained >](#)

[How we assess product sustainability >](#)

### Environmental footprint

Total lifecycle Carbon footprint	1
Environmental Disclosure	<a href="#">Product Environmental Profile</a>


### Use Better

#### Materials and Substances

Packaging made with recycled cardboard	Yes
Packaging without single use plastic	Yes
<a href="#">EU RoHS Directive</a>	Pro-active compliance (Product out of EU RoHS legal scope)
REACH Regulation	<a href="#">REACH Declaration</a>

### Use Again

#### Repack and remanufacture

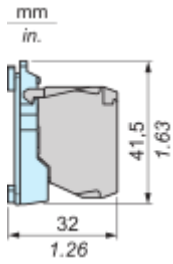
Recyclability potential, in %	50
End of life manual availability	No need of specific recycling operations
Take-back	No
WEEE Label	 The product must be disposed on European Union markets following specific waste collection and never end up in rubbish bins

Dimensions Drawings

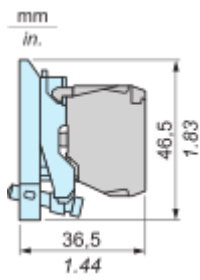
Dimensions

---

with ZB5AZ009 Fixing Collar



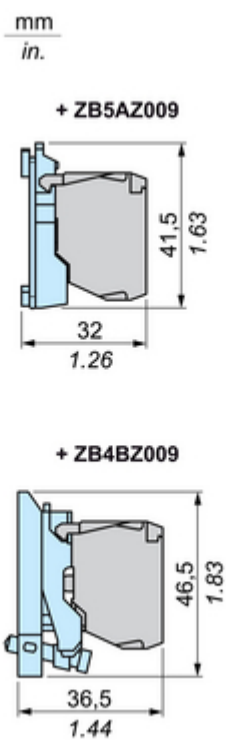
with ZB4BZ009 Fixing Collar



Technical Illustration

Dimensions

---



Offer Marketing Illustration

Product benefits / Features

---


## Technical Benefits

### Harmony XB4

Conformity with IEC, UL, CSA, CCC EAC, and JIS standards, as well as CE marking and marine approvals

Up to IP66, 67, 69, 69K, and type 4X protection ratings

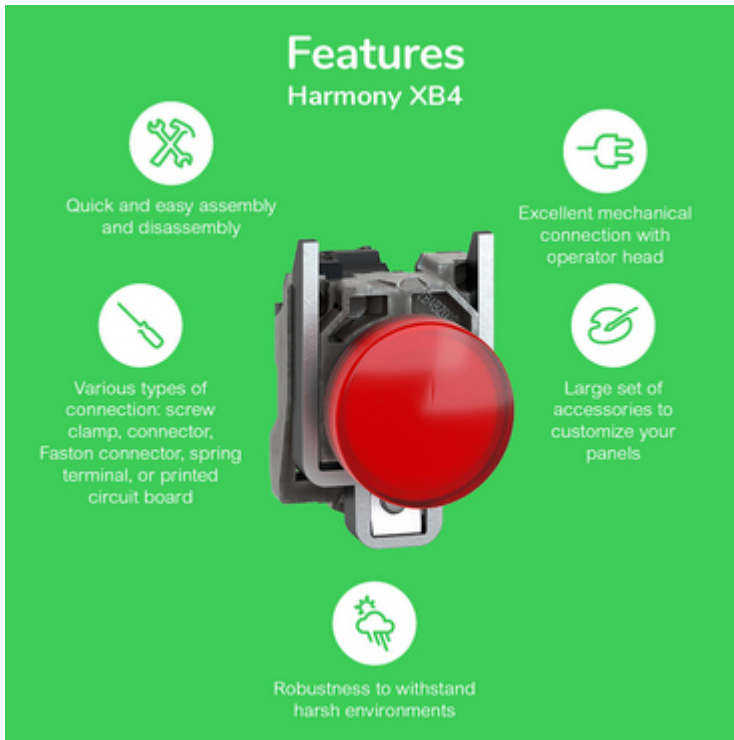
High vibration resistance with shake-proof terminal screws



Offer Marketing Illustration

Product benefits / Features

---



The infographic features a central image of a red Schneider XB4 terminal block. It is surrounded by five circular icons, each with a corresponding text description of a feature. The background is a solid green color.

### Features Harmony XB4






-  Quick and easy assembly and disassembly
-  Various types of connection: screw clamp, connector, Faston connector, spring terminal, or printed circuit board
-  Excellent mechanical connection with operator head
-  Large set of accessories to customize your panels
-  Robustness to withstand harsh environments

Image of product / Alternate images

Alternative

---

