

# ESSENTIAL-PS/1AC/24DC/120W/EE - Power supply



2910586

<https://www.phoenixcontact.com/gb/products/2910586>

Please be informed that the data shown in this PDF document is generated from our online catalog. Please find the complete data in the user documentation. Our general terms of use for downloads are valid.



Primary-switched ESSENTIAL edition power supply for DIN rail mounting, input: 1-phase, output: 24 V DC/120 W

## Your advantages

- Worldwide use thanks to the wide range input and international approval package
- Fast installation, thanks to easy DIN rail mounting
- Greater availability, thanks to fanless convection cooling

## Commercial data

Item number	2910586
Packing unit	1 pc
Minimum order quantity	1 pc
Sales key	CMB313
Product key	CMB313
GTIN	4055626464411
Weight per piece (including packing)	678.5 g
Weight per piece (excluding packing)	530 g
Customs tariff number	85044095
Country of origin	IN

## Technical data

### Input data

#### AC operation

Nominal input voltage range	100 V AC ... 240 V AC
Input voltage range	85 V AC ... 264 V AC (< 100 V AC derating 1%/V AC)
Derating	< 100 V (1 %/V)
Input voltage range AC	85 V AC ... 264 V AC
Input voltage range DC	120 V DC ... 375 V DC
Inrush current	typ. 20 A (115 V AC) typ. 40 A (230 V AC)
AC frequency range	47 Hz ... 63 Hz
Mains buffering time	typ. 20 ms (115 V AC) typ. 90 ms (230 V AC)
Current consumption	2.2 A (115 V AC) 1.2 A (230 V AC)
Nominal power consumption	249.56 VA
Protective circuit	Transient surge protection; Varistor
Typical response time	200 ms
Input fuse	4 A (slow-blow, internal)
Permissible backup fuse	B20
Discharge current to PE	< 0.25 mA (264 V AC)

### Output data

Efficiency	85 % (115 V AC) 88 % (230 V AC)
Output characteristic	HICCUP
Nominal output voltage	24 V DC $\pm$ 2 %
Setting range of the output voltage ( $U_{Set}$ )	22 V DC ... 28 V DC (max. power $\leq$ 120 W)
Nominal output current ( $I_N$ )	5 A
Derating	-20 °C ... -10 °C (2 % / °C) > 40 °C (1.67 % / °C, 115 V AC) > 50 °C (2.5 % / °C, 230 V AC)
Max. capacitive load	8000 $\mu$ F
Active current limitation	105% - 150% of the max. output power (in the event of short circuit)
Control deviation	$\leq$ 1 % (change in load, static 10 % ... 90 %) typ. $\pm$ 2 % (change in load, dynamic 10 % ... 90 %) < 0.1 % (change in input voltage $\pm$ 10 %)
Residual ripple	< 120 mV <sub>PP</sub> (-10 °C ... +70 °C) < 240 mV <sub>PP</sub> (-20 °C ... -10 °C)
Output power	120 W
Maximum no-load power dissipation	0.65 W (115 V AC / 230 V AC)

# ESSENTIAL-PS/1AC/24DC/120W/EE - Power supply



2910586

<https://www.phoenixcontact.com/gb/products/2910586>

Power loss nominal load max.	13.3 W (115 V AC / 230 V AC)
Rise time	typ. 30 ms (at nominal load)

## Connection data

### Input

Connection method	Screw connection
Conductor cross-section, rigid min.	0.823 mm <sup>2</sup>
Conductor cross-section, rigid max.	8.365 mm <sup>2</sup>
Conductor cross-section flexible min.	0.823 mm <sup>2</sup>
Conductor cross-section flexible max.	8.365 mm <sup>2</sup>
Conductor cross-section AWG min.	18
Conductor cross-section AWG max.	8
Stripping length	11 mm
Tightening torque, min	1 Nm
Tightening torque max	1.02 Nm

### Output

Connection method	Screw connection
Conductor cross-section, rigid min.	0.2 mm <sup>2</sup>
Conductor cross-section, rigid max.	3.3 mm <sup>2</sup>
Conductor cross-section flexible min.	0.2 mm <sup>2</sup>
Conductor cross-section flexible max.	3.3 mm <sup>2</sup>
Conductor cross-section AWG min.	24
Conductor cross-section AWG max.	12
Stripping length	7 mm
Tightening torque, min	0.6 Nm
Tightening torque max	0.68 Nm

## Signaling

Types of signaling	LED
Operating voltage display	Green LED

### Signal output

Status display	"DC OK" LED green
----------------	-------------------

## Electrical properties

Number of phases	1
Insulation voltage input/output	3 kV AC
Insulation voltage output / PE	0.5 kV AC
Insulation voltage input / PE	2 kV AC

## Product properties

Product type	Power supply
Product family	ESSENTIAL POWER
MTBF (Telcordia SR-332)	> 700000 h

# ESSENTIAL-PS/1AC/24DC/120W/EE - Power supply



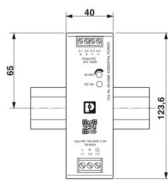
2910586

<https://www.phoenixcontact.com/gb/products/2910586>

## Insulation characteristics

Protection class	I (with PE connection)
Degree of pollution	2

## Dimensions

Dimensional drawing	
Width	40 mm
Height	123.6 mm
Depth	117.6 mm

## Installation dimensions

Installation distance right/left	10 mm / 10 mm
Installation distance top/bottom	50 mm / 50 mm

## Mounting

Mounting type	DIN rail mounting
Assembly note	alignable: horizontally 10 mm, vertically 50 mm
With protective coating	no

## Material specifications

Housing material	Metal
Housing material	Aluminum
Type of housing	Steel sheet, zinc-plated
Side element version	Aluminum

## Environmental and real-life conditions

### Ambient conditions

Degree of protection	IP20
Ambient temperature (operation)	-20 °C ... 70 °C
Ambient temperature (storage/transport)	-40 °C ... 85 °C
Maximum altitude	≤ 5000 m (> 2000 m, Derating: 10 %/1000 m)
Max. permissible relative humidity (operation)	≤ 95 % (at 25 °C, non-condensing)
Shock	IEC 60068-2-27, 27, half sinusoidal wave: 50g for 11 ms; 3x per direction, 9x overall
Vibration (operation)	IEC 60068-2-6, sinusoidal waves: 10 Hz ... 500 Hz, 19,6 m/s <sup>2</sup> (2g peak), 10 min. per cycle, 60 min. in the X direction

## Standards and regulations

Standard - Electrical safety	EN 60950-1
------------------------------	------------

# ESSENTIAL-PS/1AC/24DC/120W/EE - Power supply



2910586

<https://www.phoenixcontact.com/gb/products/2910586>

Standard – Safety extra-low voltage	EN 60950-1 (SELV)
Approval - requirement of the semiconductor industry with regard to mains voltage dips	SEMI F47 - 0706 (200 V AC)

## Approvals

CSA	CSA-C22.2 Nr. 107.1-01
	CSA-C22.2 Nr. 60950-01
UL approvals	UL/C-UL listed UL 508

## EMC data

Electromagnetic compatibility	Conformance with EMC Directive 2014/30/EU
Low Voltage Directive	Conformance with Low Voltage Directive 2014/35/EC
EMC requirements for noise emission	EN 61000-6-3
	EN 61000-6-4
EMC requirements for noise immunity	EN 61000-6-1
	EN 61000-6-2

## Noise emission

Standards/regulations	EN 55011 (EN 55022) Class B
-----------------------	-----------------------------

## Emitted interference

Standards/regulations	EN 61000-6-3
-----------------------	--------------

# ESSENTIAL-PS/1AC/24DC/120W/EE - Power supply

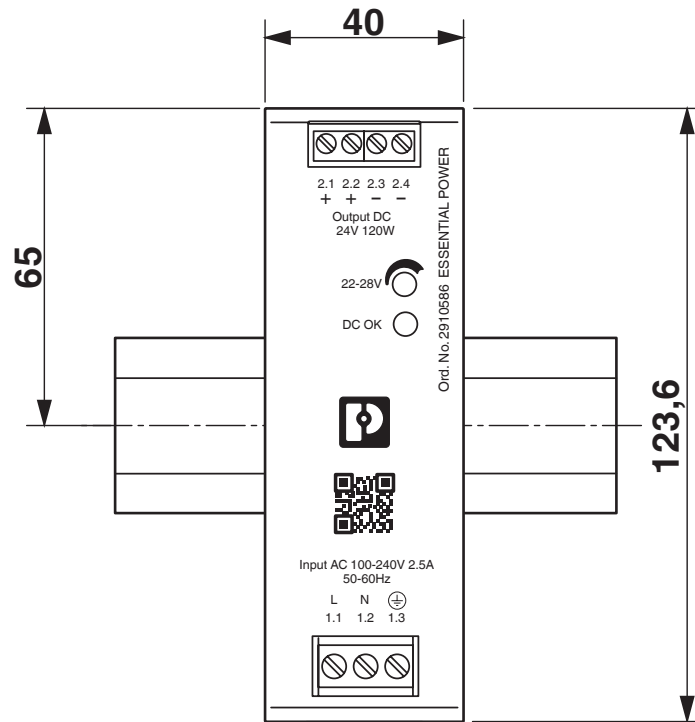
2910586

<https://www.phoenixcontact.com/gb/products/2910586>



## Drawings

Dimensional drawing



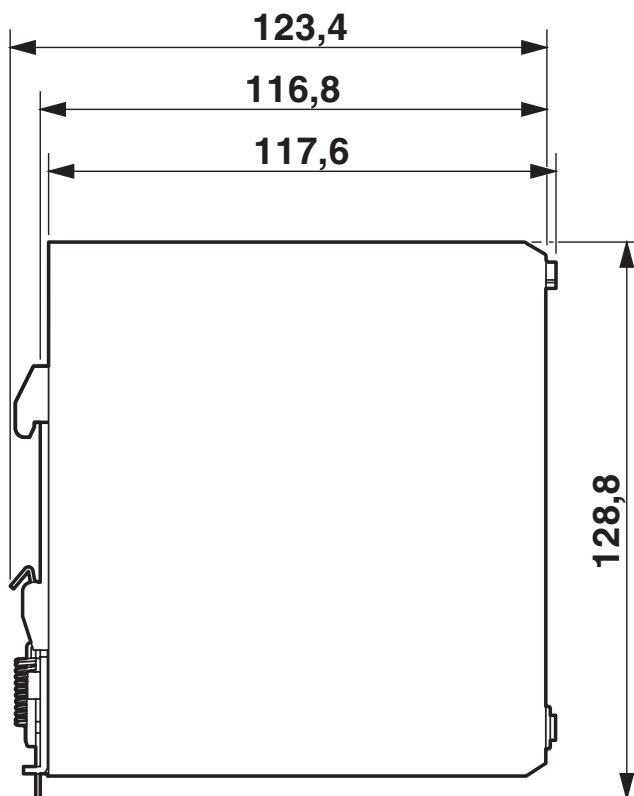
# ESSENTIAL-PS/1AC/24DC/120W/EE - Power supply

2910586

<https://www.phoenixcontact.com/gb/products/2910586>



Dimensional drawing



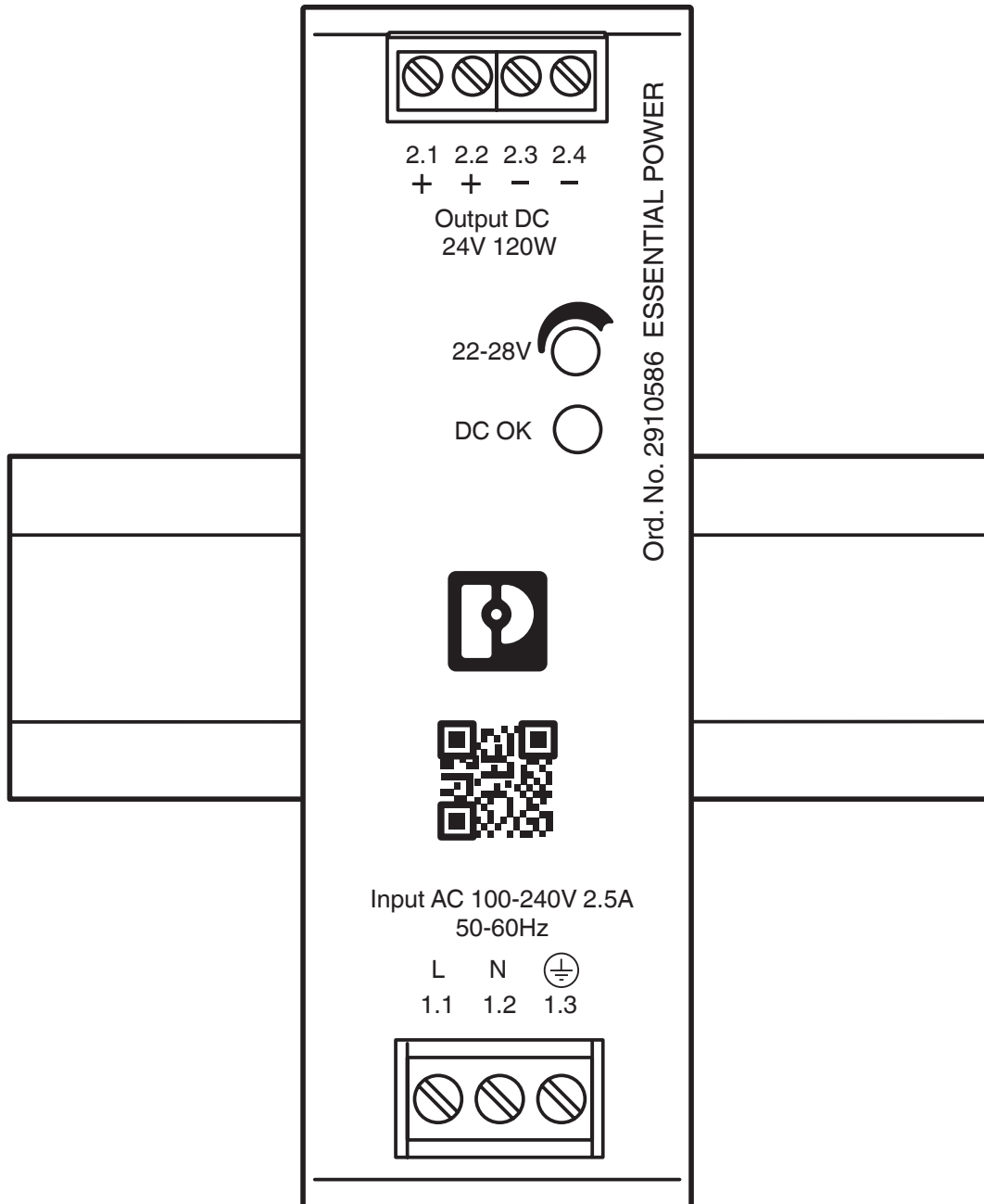
# ESSENTIAL-PS/1AC/24DC/120W/EE - Power supply



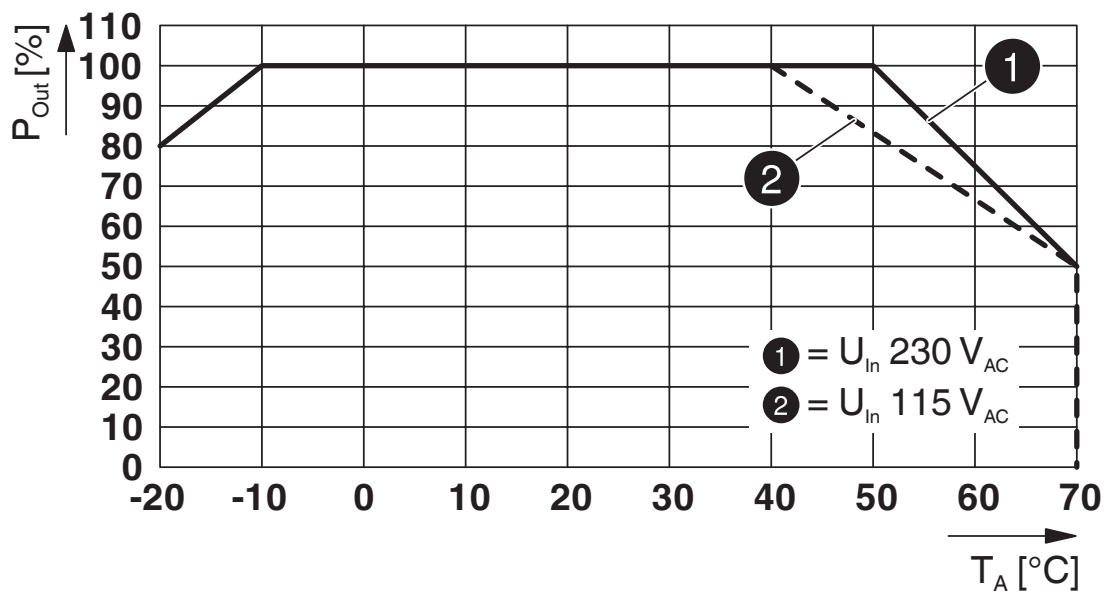
2910586

<https://www.phoenixcontact.com/gb/products/2910586>

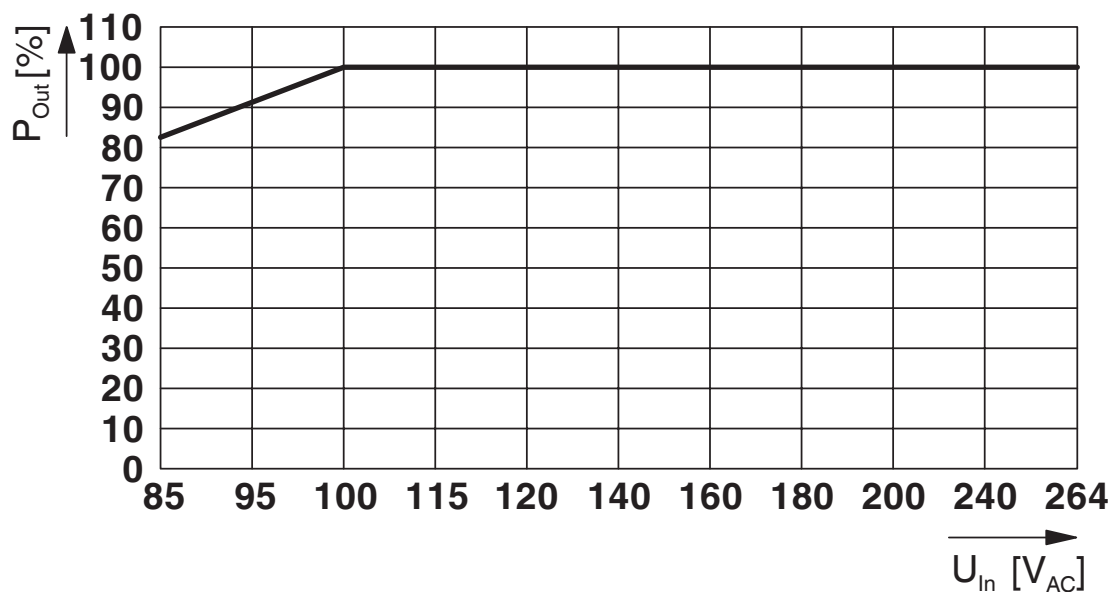
## Schematic diagram



Diagram



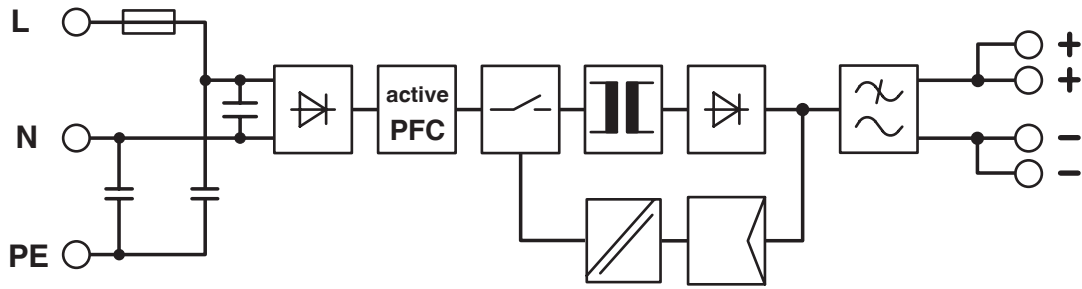
Diagram



2910586

<https://www.phoenixcontact.com/gb/products/2910586>

Block diagram



# ESSENTIAL-PS/1AC/24DC/120W/EE - Power supply



2910586

<https://www.phoenixcontact.com/gb/products/2910586>

## Approvals

To download certificates, visit the product detail page: <https://www.phoenixcontact.com/gb/products/2910586>



**cULus Listed**

Approval ID: E211944-20170721



**cULus Listed**

Approval ID: E123528-20170721

2910586

<https://www.phoenixcontact.com/gb/products/2910586>

## Classifications

### ECLASS

ECLASS-13.0	27040701
ECLASS-15.0	27040701

### ETIM

ETIM 9.0	EC002540
----------	----------

### UNSPSC

UNSPSC 21.0	39121000
-------------	----------

2910586

<https://www.phoenixcontact.com/gb/products/2910586>

## Environmental product compliance

### EU RoHS

Fulfills EU RoHS substance requirements	Yes
Exemption	7(a), 7(c)-I

### China RoHS

Environment friendly use period (EFUP)	EFUP-10
	An article-related China RoHS declaration table can be found in the download area for the respective article under "Manufacturer declaration". For all articles with EFUP-E, no China RoHS declaration table issued and required.

### EU REACH SVHC

REACH candidate substance (CAS No.)	Lead(CAS: 7439-92-1)
-------------------------------------	----------------------

Phoenix Contact 2025 © - all rights reserved  
<https://www.phoenixcontact.com>

PHOENIX CONTACT Ltd  
Halesfield 13, Telford  
Shropshire, TF7 4PG  
01952 681700  
[info@phoenixcontact.co.uk](mailto:info@phoenixcontact.co.uk)