

Product datasheet

Specifications



discrete output module X80 - 32 outputs - solid state - 24V DC positive - severe

BMXDDO3202KC

EAN Code: 3606480927829

Main

Range of product	Modicon X80
Product or component type	Discrete output module
Product specific application	For severe environments
Discrete output number	32 conforming to EN/IEC 61131-2
Discrete output type	Solid state
Discrete output logic	Positive
Discrete output voltage	24 V 19...30 V DC
Discrete output current	0.1 A

Complementary

Current per channel	0.125 A
Maximum current per module	3.2 A
Maximum leakage current	0.1 mA at state 0
Maximum voltage drop	<1.5 V at state 1
Insulation resistance	> 10 MOhm 500 V DC
Power dissipation in W	3.6 W
Response time on output	1.2 ms
Paralleling of outputs	Yes : 3 maximum
Typical current consumption	125 mA at 3.3 V DC
MTBF reliability	290000 H
Protection type	reverse polarity protection External short-circuit protection overload protection overvoltage protection
Output overload protection	With current limiter With electronic circuit breaker $0.125\text{ A} < I_d < 0.185\text{ A}$
Output overvoltage protection	With transil diode
Output short-circuit protection	With 2 A external fuse
Reverse polarity protection	Reverse mounted diode
Voltage detection threshold	< 14 V DC preactuator fault > 18 V DC preactuator at state 0
Maximum tungsten load	1.2 W
Switching frequency	0.5/LI ² Hz
Maximum overload time	15 ms

Load impedance ohmic	>= 220 Ohm
Status LED	1 LED (green) module operating (RUN) 1 LED per channel (green) channel diagnostic 1 LED (red) module error (ERR) 1 LED (red) module I/O
Net weight	0.11 kg

Environment

IP degree of protection	IP20
Directives	2014/35/EU - low voltage directive 2014/30/EU - electromagnetic compatibility
Environmental characteristic	Gas resistant class Gx Gas resistant class 3C4 Dust resistant class 3S4 Sand resistant class 3S4 Salt resistant level 2 Mold growth resistant class 3B2 Fungal spore resistant class 3B2
Dielectric strength	1500 V AC at 50/60 Hz 1 minute, output/ground 1500 V AC at 50/60 Hz 1 minute, output/internal logic 500 V DC 1 minute, between group of channels
Vibration resistance	3 gn
Shock resistance	30 gn
Ambient air temperature for storage	-40...85 °C
Ambient air temperature for operation	0...60 °C
Relative humidity	5...95 % at 0...60 °C without condensation
Protective treatment	Conformal coating
Operating altitude	0...2000 m 2000...5000 m with derating factor

Packing Units

Unit Type of Package 1	PCE
Number of Units in Package 1	1
Package 1 Height	5.5 cm
Package 1 Width	11.5 cm
Package 1 Length	12.0 cm
Package 1 Weight	152.0 g
Unit Type of Package 2	S02
Number of Units in Package 2	15
Package 2 Height	15 cm
Package 2 Width	30 cm
Package 2 Length	40 cm
Package 2 Weight	3.06 kg
Unit Type of Package 3	P06
Number of Units in Package 3	240
Package 3 Height	75.0 cm
Package 3 Width	60.0 cm

Package 3 Length	80.0 cm
------------------	---------

Package 3 Weight	57 kg
------------------	-------

Contractual warranty

Warranty	18 months
----------	-----------

Environmental Data

Schneider Electric aims to achieve Net Zero status by 2050 through supply chain partnerships, lower impact materials, and circularity via our ongoing “Use Better, Use Longer, Use Again” campaign to extend product lifetimes and recyclability.

[Environmental Data explained >](#)

[How we assess product sustainability >](#)

Environmental footprint

Total lifecycle Carbon footprint 41

Environmental Disclosure [Product Environmental Profile](#)

Use Better

Materials and Substances

Packaging made with recycled cardboard Yes

Packaging without single use plastic Yes

[EU RoHS Directive](#) Pro-active compliance (Product out of EU RoHS legal scope)

REACH Regulation [REACH Declaration](#)

Use Again

Repack and remanufacture

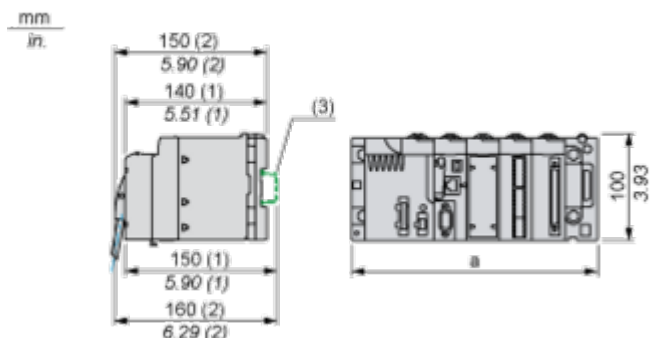
End of life manual availability [End of Life Information](#)

Take-back No

Dimensions Drawings

Modules Mounted on Racks

Dimensions



(1) With removable terminal block (cage, screw or spring).

(2) With FCN connector.

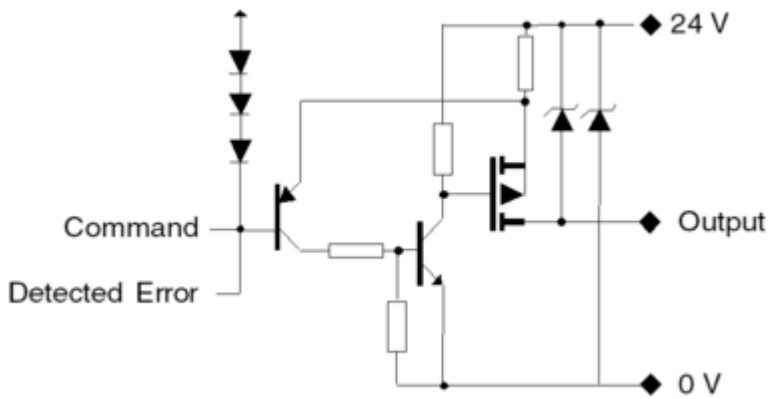
(3) On AM1 ED rail: 35 mm wide, 15 mm deep. Only possible with BMXXBP0400/0400H/0600/0600H/0800/0800H rack.

Rack references	a in mm	a in in.
BMXXBP0400 and BMXXBP0400H	242.4	09.54
BMXXBP0600 and BMXXBP0600H	307.6	12.11
BMXXBP0800 and BMXXBP0800H	372.8	14.68
BMXXBP1200 and BMXXBP1200H	503.2	19.81

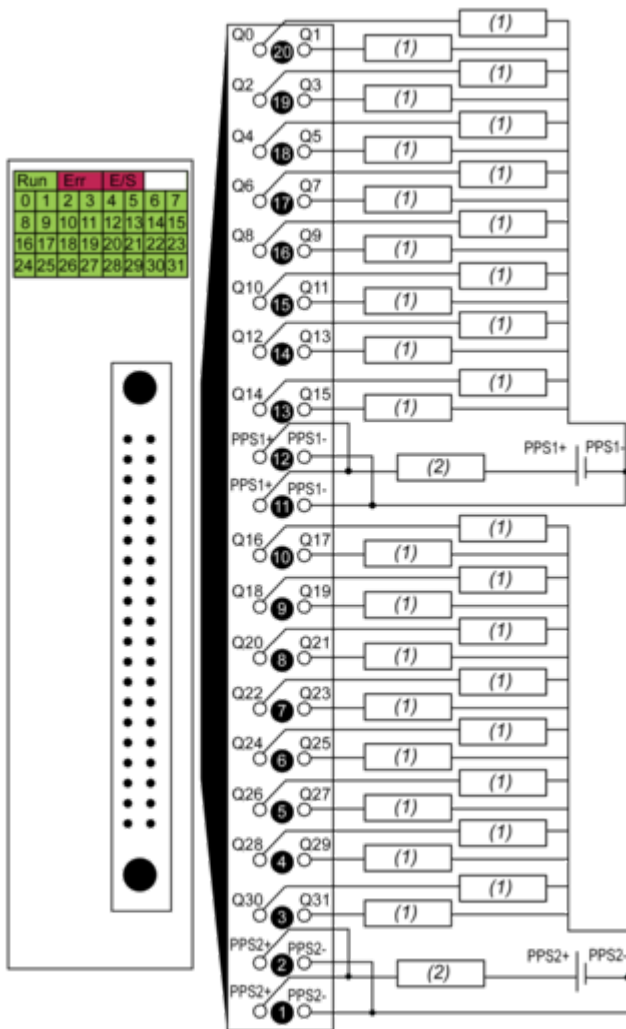
Connections and Schema

Connecting the Module

Output Circuit Diagram



Module Connection



(1) pre-actuator

(2) fuse: fast blow fuse of 2 A for each 16-channel group

power supply 24 VDC

PPS pre-actuator power supply

Image of product / Alternate images

Alternative



