

Product datasheet

Specifications



Harmony, Interface plug-in relay pre-assembled, 8 A, 2 CO, with LED, with protection circuit, 24 V DC

RSB2A080BDPV

EAN Code: 3606489562755

Main

Range of product	Harmony Electromechanical Relays
Series name	RSB series
Product or component type	Pre-assembled plug-in relay with socket
Relay type	Interface relay
Contacts type and composition	2 C/O
Contact operation	Standard
status LED	With
[Uc] control circuit voltage	230 V DC
Control type	Without lockable test button
[Ithe] conventional enclosed thermal current	8 A at -40...40 °C

Complementary

Average resistance	1440 Ohm network: DC at 20 °C +/- 15 %
[Ue] rated operational voltage	19.2...26.4 V DC
[Uimp] rated impulse withstand voltage	3.6 kV conforming to IEC 61000-4-5
[Ie] rated operational current	4 A (AC-1/DC-1) NC conforming to IEC 8 A (AC-1/DC-1) NO conforming to IEC
[Ui] rated insulation voltage	400 V conforming to IEC 60947
Maximum switching voltage	300 V DC conforming to IEC
Drop-out voltage threshold	$\geq 0.1 U_c$ DC
Load current	8 A at 250 V AC 8 A at 28 V DC
minimum switching current	10 mA
Maximum switching capacity	2000 VA AC 224 W DC
minimum switching voltage	12 V
Minimum switching capacity	120 mW at 10 mA, 12 V
Operating time	20 ms operating 20 ms reset
Mechanical durability	30000000 cycles
Electrical durability	100000 cycles, 8 A at 250 V, AC-1 NO 100000 cycles, 4 A at 250 V, AC-1 NC
Safety reliability data	B10d = 100000

Operating rate	<= 600 cycles/hour under load <= 18000 cycles/hour no-load
Average coil consumption	0.45 W DC
Contact terminal arrangement	Separate
Connections - terminals	Connector, 1 x 0.25...1 x 2.5 mm ² (AWG 22...AWG 14) flexible with cable end Connector, 2 x 0.25...2 x 1 mm ² (AWG 22...AWG 17) flexible with cable end Connector, 1 x 0.5...1 x 2.5 mm ² (AWG 20...AWG 14) solid without cable end Connector, 2 x 0.5...2 x 1.5 mm ² (AWG 20...AWG 16) solid without cable end
torque value	0.8 N.m 0.8 N.m
Protection category	RT I
Operating position	Any position
Test levels	Level A group mounting
Device presentation	Complete product
Sale per indivisible quantity	30
Contacts material	Silver alloy (AgNi)
Shape of pin	Flat (PCB type)
Net weight	0.057 kg
Compatibility code	RSB

Environment

Dielectric strength	1000 V AC between contacts 2500 V AC between poles 5000 V AC between coil and contact
Vibration resistance	+/- 1 mm (f= 10...55 Hz) conforming to IEC 60068-2-6
IP degree of protection	IP20 conforming to IEC 60529
Ambient air temperature for operation	-40...85 °C (DC)
Standards	IEC 61810-1 CSA C22.2 No 14 UL 508 IEC 61984
Product certifications	CE UL CSA EAC
Ambient air temperature for storage	-40...85 °C
Shock resistance	10 gn (duration = 11 ms) for not operating conforming to IEC 60068-2-27 5 gn (duration = 11 ms) for in operation conforming to IEC 60068-2-27

Packing Units

Unit Type of Package 1	PCE
Number of Units in Package 1	1
Package 1 Height	8.420 cm
Package 1 Width	1.560 cm
Package 1 Length	6.420 cm
Package 1 Weight	55.000 g
Unit Type of Package 2	BB1
Number of Units in Package 2	30

Package 2 Height	8.500 cm
Package 2 Width	18.300 cm
Package 2 Length	27.000 cm
Package 2 Weight	1.982 kg
Unit Type of Package 3	S03
Number of Units in Package 3	180
Package 3 Height	30.000 cm
Package 3 Width	30.000 cm
Package 3 Length	40.000 cm
Package 3 Weight	12.861 kg

Logistical informations

Country of origin	ID
-------------------	----

Contractual warranty

Warranty	18 Months
----------	-----------



Environmental Data

Schneider Electric aims to achieve Net Zero status by 2050 through supply chain partnerships, lower impact materials, and circularity via our ongoing “Use Better, Use Longer, Use Again” campaign to extend product lifetimes and recyclability.

[Environmental Data explained >](#)

[How we assess product sustainability >](#)

Environmental footprint

Total lifecycle Carbon footprint **10**

Environmental Disclosure [Product Environmental Profile](#)

Use Better

Materials and Substances

Packaging made with recycled cardboard **Yes**

Packaging without single use plastic **Yes**

[EU RoHS Directive](#) **Pro-active compliance (Product out of EU RoHS legal scope)**

REACH Regulation [REACH Declaration](#)

Use Again

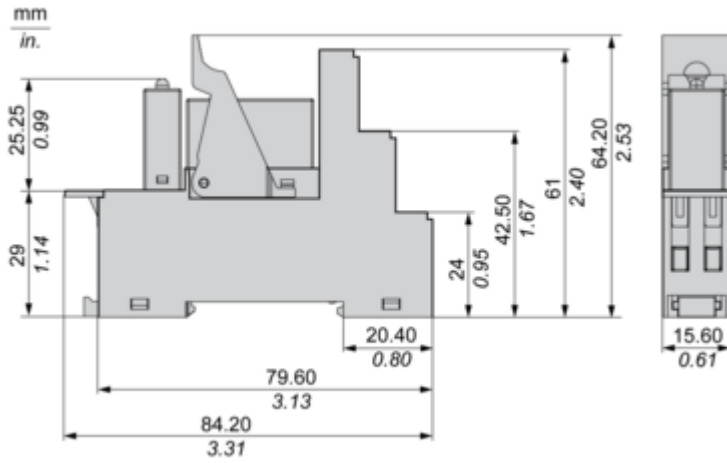
Repack and remanufacture

End of life manual availability **No need of specific recycling operations**

Take-back **No**

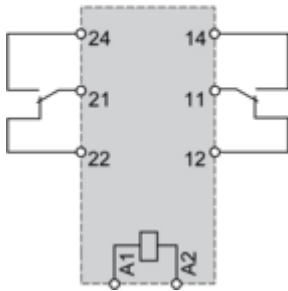
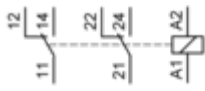
Dimensions Drawings

Dimensions



Connections and Schema

Wiring Diagram

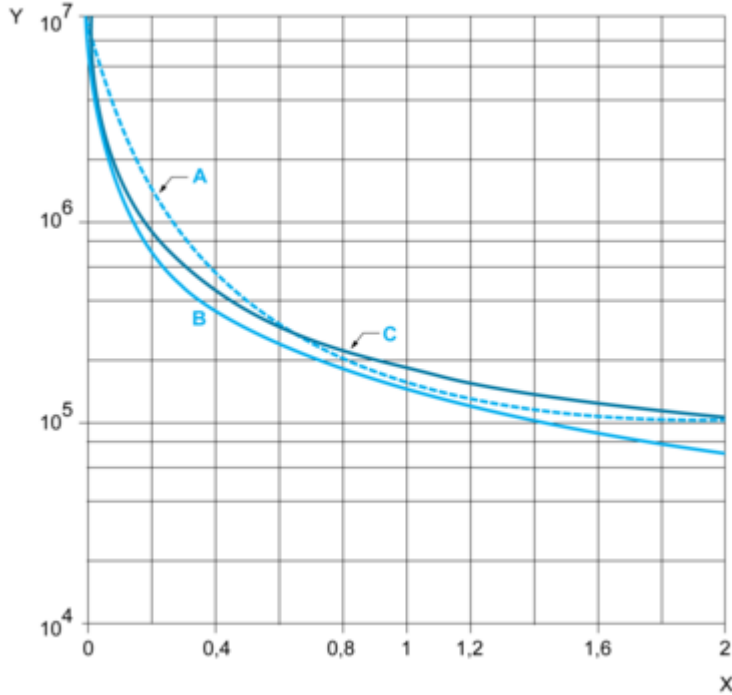


NOTE: For DC input, A1 have to be +, otherwise it would short circuit from protection module

Performance Curves

Electrical Durability of Contacts

Durability (Inductive Load) = Durability (Resistive Load) x Reduction Coefficient.
 Resistive AC Load



(y) Durability (Number of operating cycles)

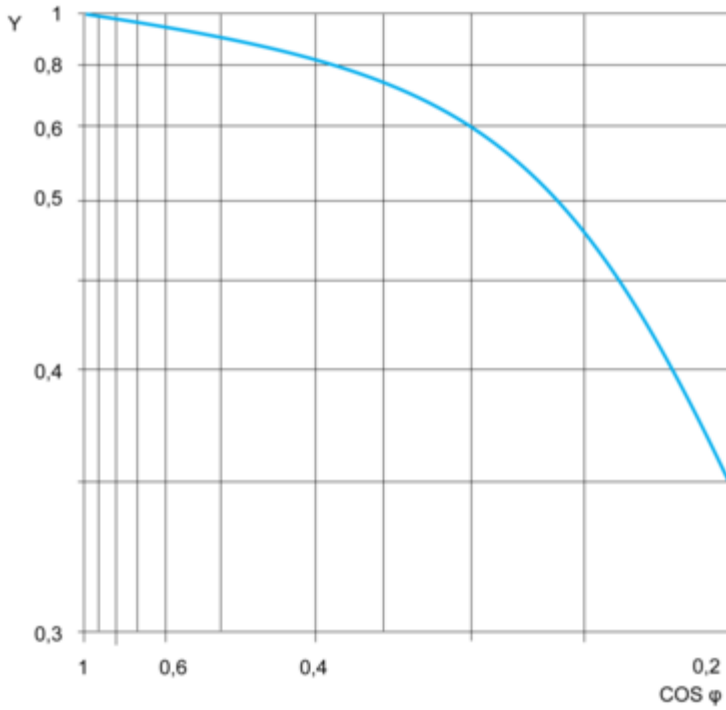
(x) Switching capacity (kVA)

A : RSB2A080●●

B : RSB1A160●●

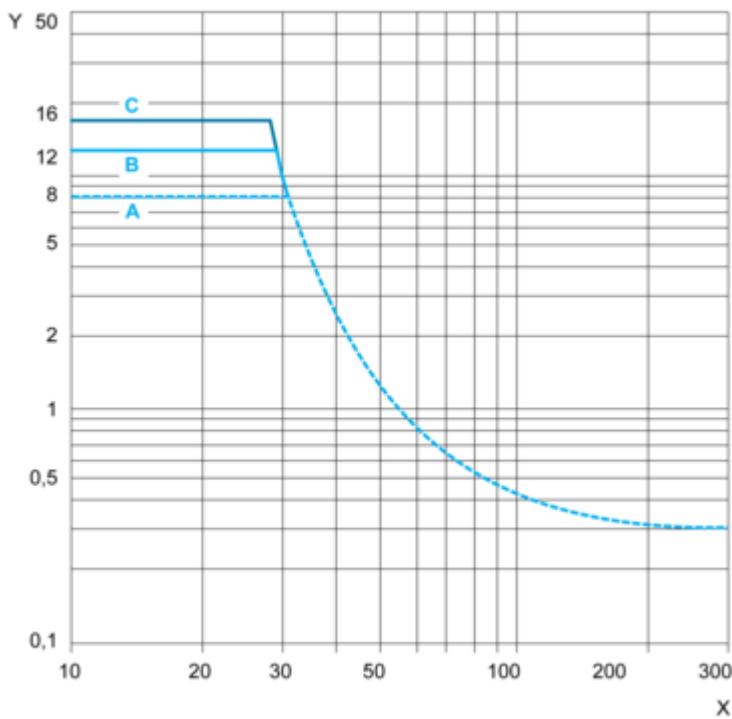
C : RSB1A120●●

Reduction Coefficient for Inductive AC Load (Depending on Power Factor $\cos \phi$)



(y) Reduction coefficient (A)

Maximum Switching Capacity on Resistive DC Load



(y) Current DC

(x) Voltage DC

A : RSB2A080●●

B : RSB1A160●●

C : RSB1A120●●

NOTE: These are typical curves, actual durability depends on load, environment, duty cycle, etc.

Technical Illustration

Dimensions

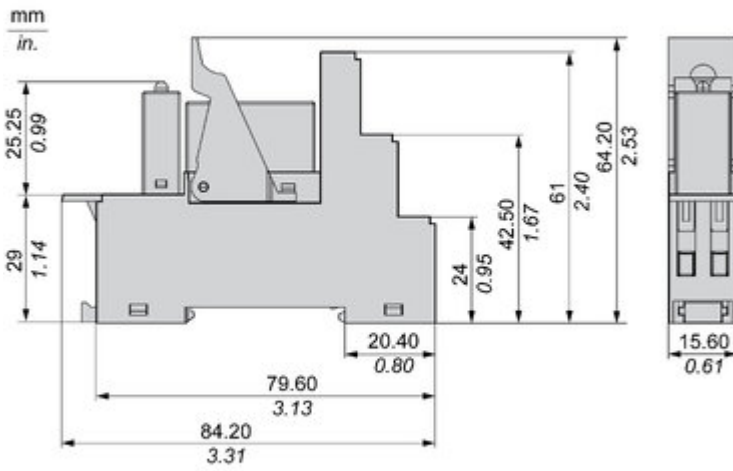

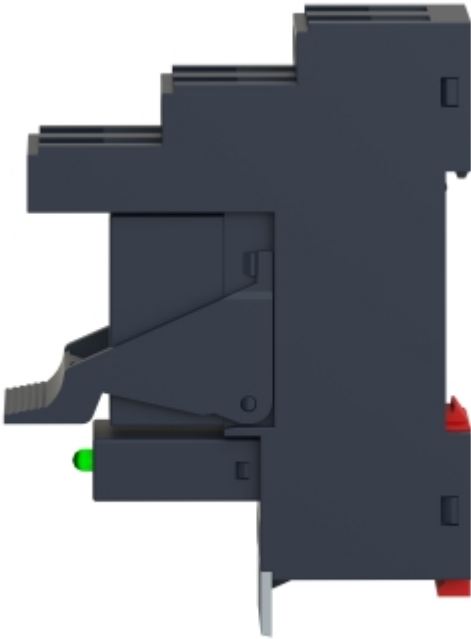



Image of product / Alternate images

Alternative





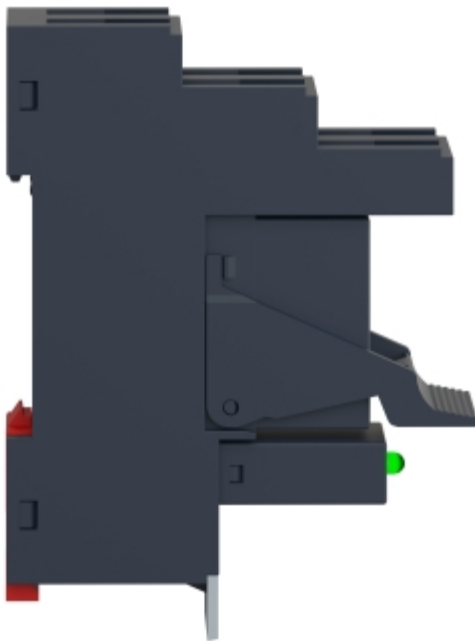


Image of product in real life situation

