

Product datasheet

Specifications



Estop or guard ,Harmony XPS, connected to supply terminals 24 V AC/DC , no inputs, spring

XPSBAC14AC

EAN Code: 3606481916815

Main

Range of product	Harmony Safety Automation
Product or component type	Safety module
Safety module name	XPSBAC
Safety module application	For emergency stop and protective guard applications
Function of module	Emergency stop button with 2 NC contacts Guard monitoring with 1 or 2 limit switches
Safety level	Can reach PL e/category 4 for normally open relay contact conforming to ISO 13849-1 Can reach SILCL 3 for normally open relay contact conforming to IEC 62061 Can reach SIL 3 for normally open relay contact conforming to IEC 61508 Can reach PL c/category 1 for normally closed relay contact conforming to ISO 13849-1 Can reach SILCL 1 for normally closed relay contact conforming to IEC 62061 Can reach SIL 1 for normally closed relay contact conforming to IEC 61508
Safety reliability data	MTTFd > 30 years conforming to ISO 13849-1 for normally open relay contact Dcavg >= 99 % conforming to ISO 13849-1 for normally open relay contact PFHd = 0.95E-09 conforming to ISO 13849-1 for normally open relay contact HFT = 1 conforming to IEC 62061 for normally open relay contact PFHd = 0.95E-09 conforming to IEC 62061 for normally open relay contact SFF > 99% conforming to IEC 62061 for normally open relay contact HFT = 1 conforming to IEC 61508-1 for normally open relay contact PFHd = 0.95E-09 conforming to IEC 61508-1 for normally open relay contact SFF > 99% conforming to IEC 61508-1 for normally open relay contact Type = B conforming to IEC 61508-1 for normally open relay contact MTTFd > 30 years conforming to ISO 13849-1 for normally closed relay contact DC > 60 % conforming to ISO 13849-1 for normally closed relay contact PFHd = 0.95E-09 conforming to ISO 13849-1 for normally closed relay contact HFT=0 conforming to IEC 62061 for normally closed relay contact PFHd = 0.95E-09 conforming to IEC 62061 for normally closed relay contact SFF > 60% conforming to IEC 62061 for normally closed relay contact HFT=0 conforming to IEC 61508-1 for normally closed relay contact PFHd = 0.95E-09 conforming to IEC 61508-1 for normally closed relay contact SFF > 60% conforming to IEC 61508-1 for normally closed relay contact Type = B conforming to IEC 61508-1 for normally closed relay contact
Electrical circuit type	NC pair
Connections - terminals	Removable spring terminal block, 0.2...2.5 mm ² solid or flexible Removable spring terminal block, 0.25...2.5 mm ² flexible with ferrule single conductor Removable spring terminal block, 0.2...1.5 mm ² solid or flexible twin conductor Removable spring terminal block, 2 x 0.25...1 mm ² flexible with ferrule without cable end, with bezel Removable spring terminal block, 2 x 0.5...1.5 mm ² flexible with ferrule with cable end, with bezel
[Us] rated supply voltage	24 V AC - 15...10 % 24 V DC - 20...20 %

Complementary

Synchronisation time between inputs	Unlimited
Type of start	Automatic/manual/monitored

Power consumption in W	1.5 W 24 V DC
Power consumption in VA	3.5 VA 24 V AC 50/60 Hz
Input protection type	Internal, electronic
safety outputs	4 NO + 1 NC
safety inputs	0
Input compatibility	Normally closed circuit conforming to ISO 14119 XC limit switch conforming to ISO 14119 Mechanical contact conforming to ISO 14119 Normally closed circuit conforming to ISO 13850
input terminal	Power supply
[Ie] rated operational current	5 A AC-1 for normally open relay contact 3 A AC-15 for normally open relay contact 5 A DC-1 for normally open relay contact 3 A DC-13 for normally open relay contact 3 A AC-1 for normally closed relay contact 1 A AC-15 for normally closed relay contact 3 A DC-1 for normally closed relay contact 1 A DC-13 for normally closed relay contact
control outputs	0
[Ith] conventional free air thermal current	6 A
Associated fuse rating	10 A gG for NO relay output circuit conforming to IEC 60947-1
Minimum output current	10 mA for relay output
Minimum output voltage	5 V for relay output
Response time	150 ms at 24 V AC 80 ms at 24 V DC
[Ui] rated insulation voltage	300 V (pollution degree 2) conforming to IEC 60947-1
[Uimp] rated impulse withstand voltage	4 kV overvoltage category II conforming to IEC 60947-1
Local signalling	LED green with power marking for power ON LED red with error marking for error LED yellow with state marking for status LED yellow with start1 marking for start input LED yellow with start2 marking for start input
Mounting support	35 mm symmetrical DIN rail
Depth	120 mm
Height	100 mm
Width	22.5 mm
Net weight	0.200 kg

Environment

Ambient air temperature for operation	-25...55 °C
Standards	IEC 60947-5-1 IEC 61508-1 functional safety standard IEC 61508-2 functional safety standard IEC 61508-3 functional safety standard IEC 61508-4 functional safety standard IEC 61508-5 functional safety standard IEC 61508-6 functional safety standard IEC 61508-7 functional safety standard ISO 13849-1 functional safety standard IEC 62061 functional safety standard
Product certifications	TÜV cULus

IP degree of protection	IP20 (terminals) conforming to IEC 60529 IP40 (housing) conforming to IEC 60529 IP54 (mounting area) conforming to IEC 60529
Relative humidity	5...95 % non-condensing

Packing Units

Unit Type of Package 1	PCE
Number of Units in Package 1	1
Package 1 Height	6.5 cm
Package 1 Width	13.5 cm
Package 1 Length	15.5 cm
Package 1 Weight	301.0 g
Unit Type of Package 2	S03
Number of Units in Package 2	16
Package 2 Height	30 cm
Package 2 Width	30 cm
Package 2 Length	40 cm
Package 2 Weight	5.518 kg

Logistical informations

Country of origin	ID
--------------------------	----

Contractual warranty

Warranty (in months)	18
-----------------------------	----



Environmental Data

Schneider Electric aims to achieve Net Zero status by 2050 through supply chain partnerships, lower impact materials, and circularity via our ongoing “Use Better, Use Longer, Use Again” campaign to extend product lifetimes and recyclability.

[Environmental Data explained >](#)

[How we assess product sustainability >](#)

Environmental footprint

Total lifecycle Carbon footprint 55

Environmental Disclosure [Product Environmental Profile](#)

Use Better

Materials and Substances

Packaging made with recycled cardboard Yes

Packaging without single use plastic No

[EU RoHS Directive](#) Pro-active compliance (Product out of EU RoHS legal scope)

SCIP Number 152cf799-1df7-4892-81b4-4c890187f1d1

REACH Regulation [REACH Declaration](#)

Use Again

Repack and remanufacture

End of life manual availability [End of Life Information](#)

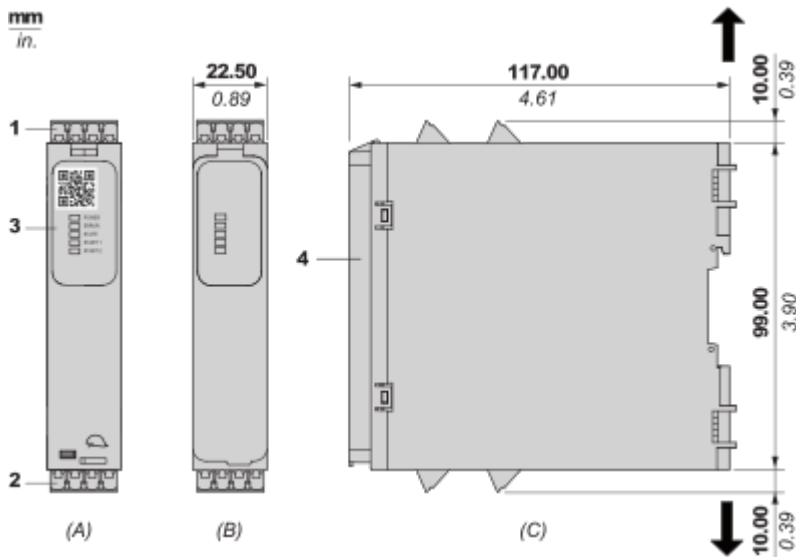
Take-back No

WEEE Label  The product must be disposed on European Union markets following specific waste collection and never end up in rubbish bins

Dimensions Drawings

Dimensions

Front and Side Views

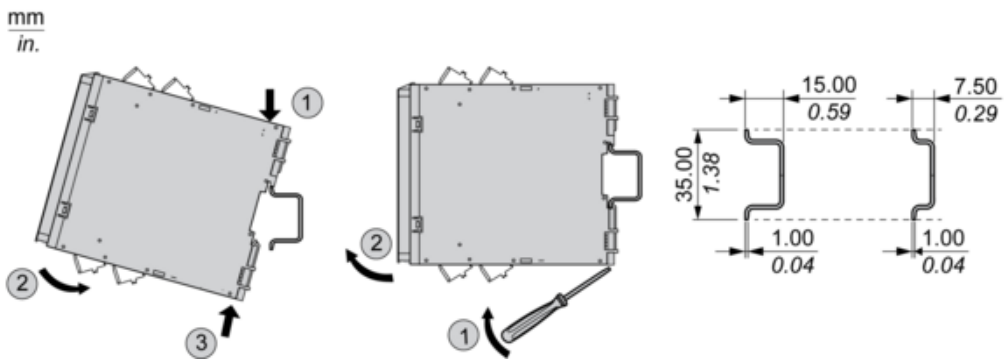


- (A) : Product drawing
- (B) : Spring terminal
- (C) : Side view
- (1) : Removable terminal blocks, top
- (2) : Removable terminal blocks, bottom
- (3) : LED indicators
- (4) : Sealable transparent cover

mm in.	12.0 0.47					
	mm ²	0,2...2,5	0,25...2,5	0,2...1,5	0,25...1	0,5...1,5
	AWG	24...12	24...12	24...16	24...18	20...16

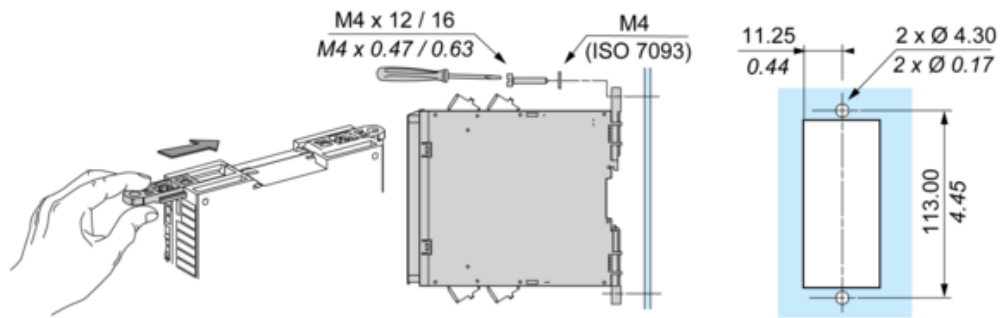
Mounting and Clearance

Mounting to DIN rail



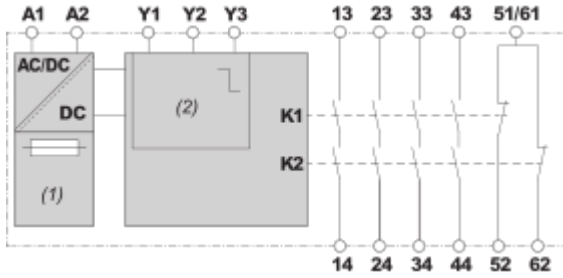
Screw-mounting

mm
in.



Connections and Schema

Wiring Diagram



(1) : A1-A2 (Power supply)

(2) : Y1 (Control output of Start/Restart input), Y2 (Input channel for automatic/manual start/restart), Y3 (Input channel for monitored start/restart with falling edge)

13-14-23-24-33-34-43-44-51/61-52-62 : Terminals of the safety-related outputs

Image of product / Alternate images

Alternative



