

Product datasheet

Specifications



Single contact block, Harmony XB4,
Hamony XB5, silver alloy, compact
push in terminals, 1 NO

ZBE1015

EAN Code: 3389119037426

Main

Range of product	Harmony XB5 Harmony XB4
Product or component type	Contact block
Device short name	ZBE
Sale per indivisible quantity	5
IP degree of protection	IP20 conforming to IEC 60529
Contact operation	Slow-break
Contact block type	Single
Contacts usage	Standard contacts
Connections - terminals	Push-in, $\leq 2 \times 1.5 \text{ mm}^2$ with wire end ferrule conforming to IEC 60947-1 Push-in, $\geq 1 \times 0.34 \text{ mm}^2$ without wire end ferrule conforming to IEC 60947-1

Complementary

CAD overall width	34.3 mm
CAD overall height	14.8 mm
CAD overall depth	9.8 mm
Net weight	0.005 kg
Contacts type and composition	1 NO
Positive opening	Without
Operating travel	2.05 mm (NO changing electrical state) 4.3 mm (total travel)
Operating force	2.45 N NO changing electrical state
Mechanical durability	10000000 cycles
Contacts material	Silver alloy (Ag/Ni)
Short-circuit protection	10 A cartridge fuse type gG conforming to IEC 60947-5-1
[Ith] conventional free air thermal current	10 A conforming to IEC 60947-5-1
[Ui] rated insulation voltage	300 V (pollution degree 3) conforming to IEC 60947-1
[Uimp] rated impulse withstand voltage	4 kV conforming to IEC 60947-1
[Ie] rated operational current	6 A at 120 V, AC-15, A300 conforming to IEC 60947-5-1 3 A at 240 V, AC-15, A300 conforming to IEC 60947-5-1 0.55 A at 125 V, DC-13, Q300 conforming to IEC 60947-5-1 0.27 A at 250 V, DC-13, Q300 conforming to IEC 60947-5-1
Mounting of block	Front mounting
Device presentation	Basic element

Environment

Protective treatment	TH
Ambient air temperature for storage	-40...70 °C
Ambient air temperature for operation	-40...70 °C
Standards	IEC 60947-1 IEC 60947-5-1 IEC 60947-5-4 IEC 60947-5-5 UL 60947-1 UL 60947-5-1 UL 60947-5-5 UL 1059 UL 486E CSA C22.2 No 60947-1 CSA C22.2 No 60947-5-1 CSA C22.2 No 158 CSA C22.2 No 65 IACS E10
Product certifications	EAC IECEE CB Scheme CCC UL CSA
Vibration resistance	5 gn (f= 10...500 Hz) conforming to IEC 60068-2-6 25 mm peak to peak (f= 2...10 Hz) conforming to IEC 60068-2-6
Shock resistance	25 gn (duration = 6 ms) for 1000 shocks on each axis conforming to IEC 60068-2-27 30 gn (duration = 18 ms) for half sine wave acceleration conforming to IEC 60068-2-27 50 gn (duration = 11 ms) for half sine wave acceleration conforming to IEC 60068-2-27

Packing Units

Unit Type of Package 1	PCE
Number of Units in Package 1	1
Package 1 Height	3.3 cm
Package 1 Width	5.2 cm
Package 1 Length	4.2 cm
Package 1 Weight	5 g
Unit Type of Package 2	BB1
Number of Units in Package 2	5
Package 2 Height	3.3 cm
Package 2 Width	5.2 cm
Package 2 Length	4.2 cm
Package 2 Weight	30 g
Unit Type of Package 3	S02
Number of Units in Package 3	500
Package 3 Height	15 cm
Package 3 Width	30 cm
Package 3 Length	40 cm
Package 3 Weight	3.315 kg

Logistical informations

Country of origin FR

Contractual warranty

Warranty (in months) 18



Environmental Data

Schneider Electric aims to achieve Net Zero status by 2050 through supply chain partnerships, lower impact materials, and circularity via our ongoing “Use Better, Use Longer, Use Again” campaign to extend product lifetimes and recyclability.

[Environmental Data explained >](#)

[How we assess product sustainability >](#)

Environmental footprint

Total lifecycle Carbon footprint 1

Environmental Disclosure [Product Environmental Profile](#)

Use Better

Materials and Substances

Packaging made with recycled cardboard Yes

Packaging without single use plastic Yes

[EU RoHS Directive](#) Pro-active compliance (Product out of EU RoHS legal scope)


REACH Regulation [REACH Declaration](#)

Use Again

Repack and remanufacture

End of life manual availability [End of Life Information](#)

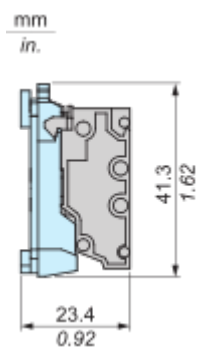
Take-back No

WEEE Label  The product must be disposed on European Union markets following specific waste collection and never end up in rubbish bins

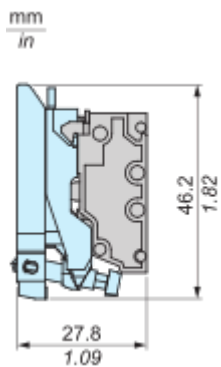
Dimensions Drawings

Dimensions

with ZB5AZ009 Fixing Collar



with ZB4BZ009 Fixing Collar



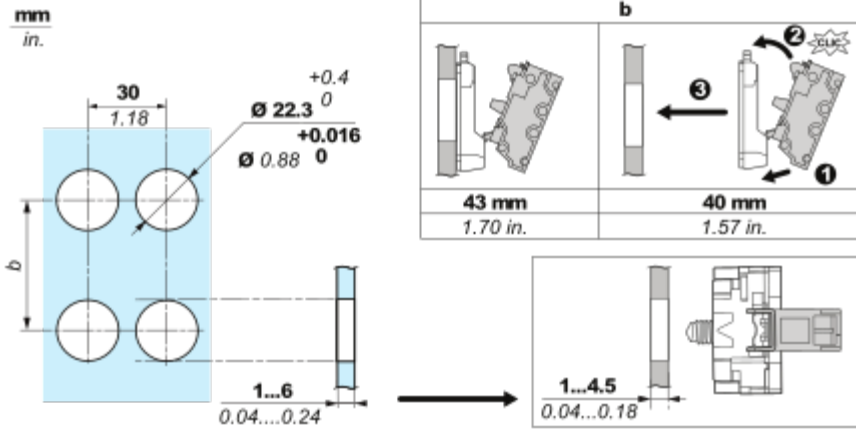
Mounting and Clearance

Mounting

Mounting and Unmounting



Panel cut-out Dimension



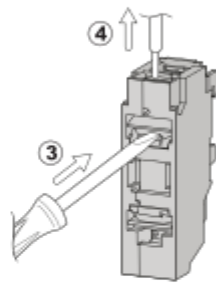
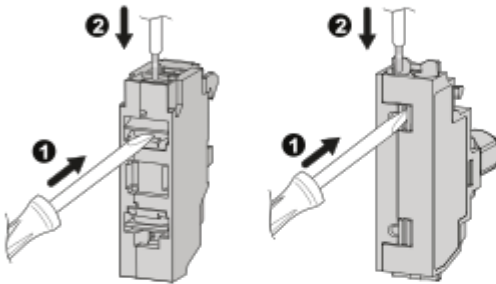
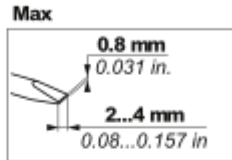
Connections and Schema

Wiring

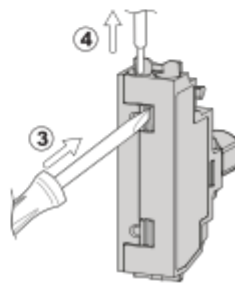
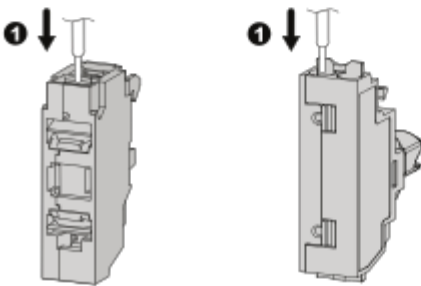
Wiring and Unwiring



mm	8
in.	0.32
mm ²	0.34...1.5
AWG	22...16

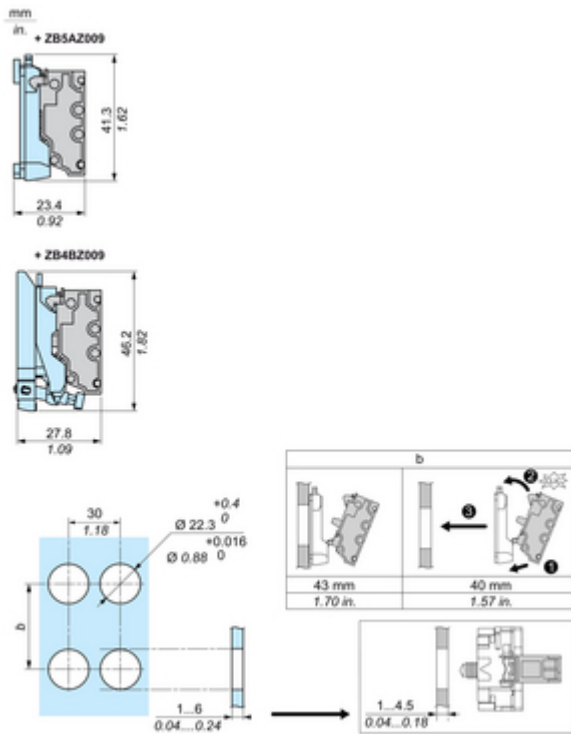


mm	8	8	8
in.	0.32	0.32	0.32
mm ²	0.34...1.5	0.34...1	0.34...1.5
AWG	22...16	22...18	22...16



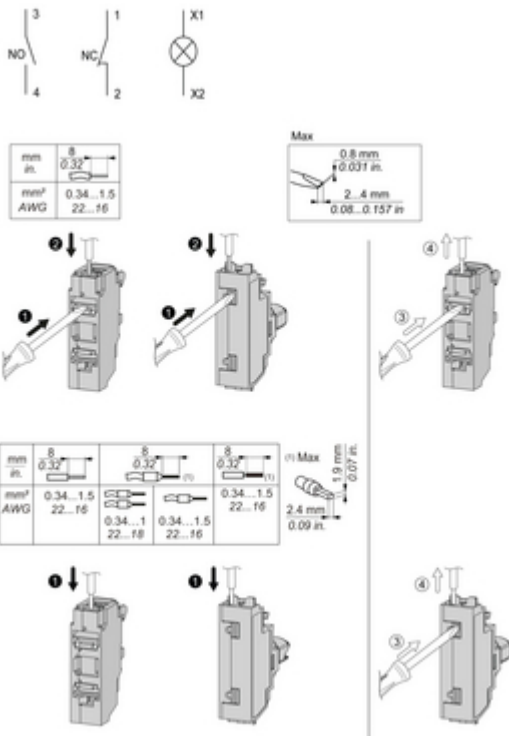
Technical Illustration

Dimensions



Technical Illustration

Wiring diagram



Offer Marketing Illustration

Product benefits / Features

Features
Harmony XB4/XB5 Compact Push-in blocks



37% thinner than a standard block

Installation costs saved through reduced wiring time and effort

Fully compatible with current Harmony offer

Available as single block, sub-assemblies and complete units (both plastic and metal ranges)

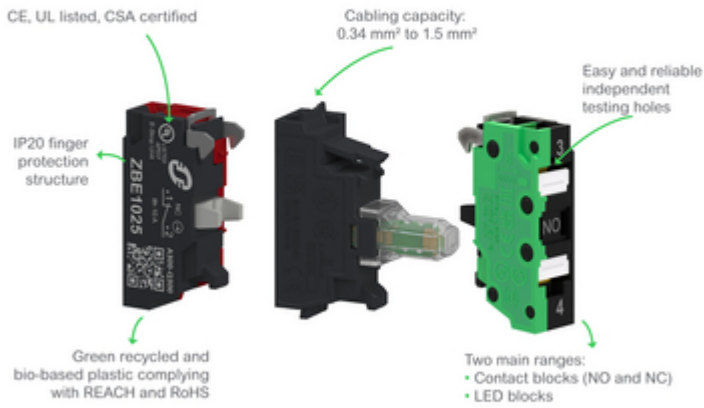
Simplified inventory management

Offer Marketing Illustration

Product benefits / Features

Technical Benefits

Harmony XB4/XB5 Compact Push-in blocks




Offer Marketing Illustration

Product benefits / Features

Technical Benefits

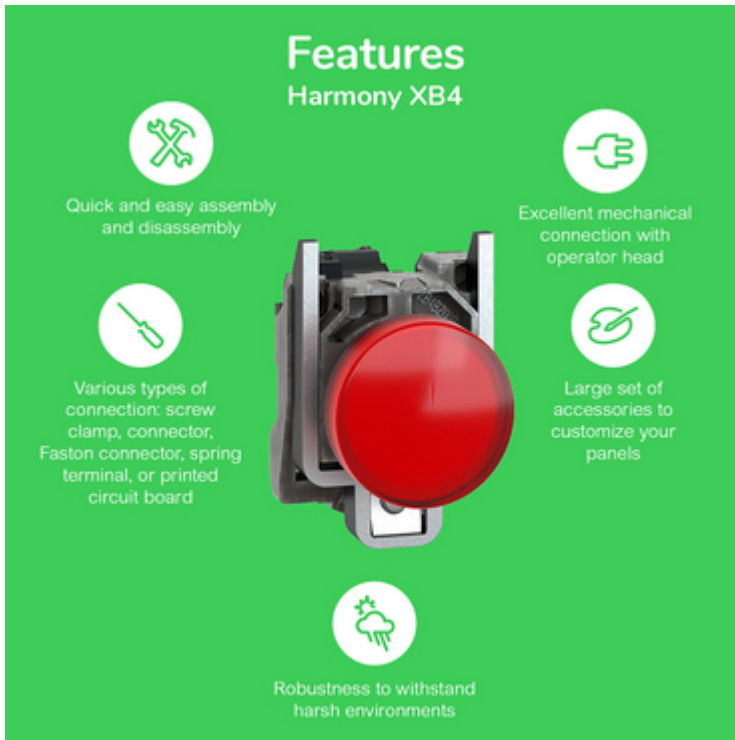
Harmony XB4





Offer Marketing Illustration


Product benefits / Features


Features Harmony XB4




- 

Quick and easy assembly and disassembly
- 

Various types of connection: screw clamp, connector, Faston connector, spring terminal, or printed circuit board
- 

Excellent mechanical connection with operator head
- 

Large set of accessories to customize your panels
- 

Robustness to withstand harsh environments

Image of product / Alternate images

Alternative





