

RJ45 male 0° / RJ45 male 0° shielded

TPE 22AWG SF/UTP CAT5e gn UL/CSA. ITC/PLTC 0.3m

Art.No.: 7700-74301-S7V0030

Weight: 0.042

Country of origin: HU

Model designation: MSRAL0-RA-8p4cS7V_0.3

Ethernet CAT5

Male straight – male straight

RJ45 – RJ45, 4-pole

shielded

without cable sleeves

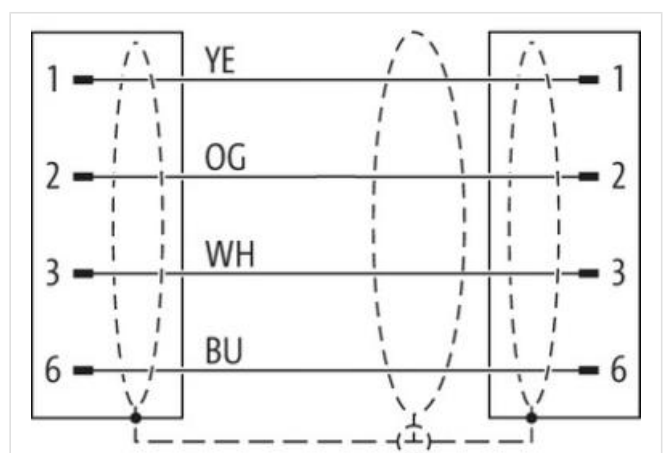
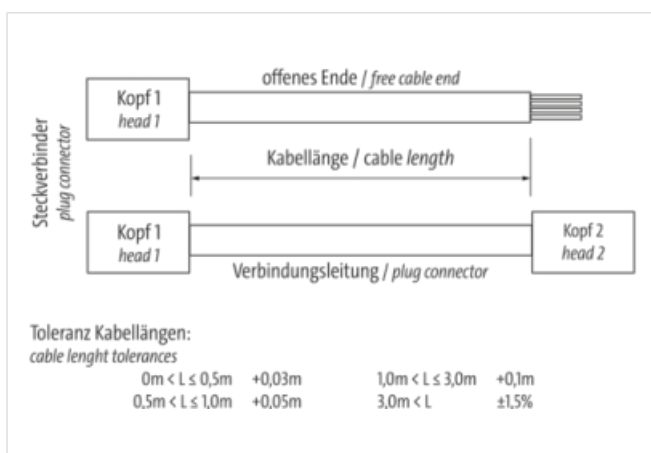
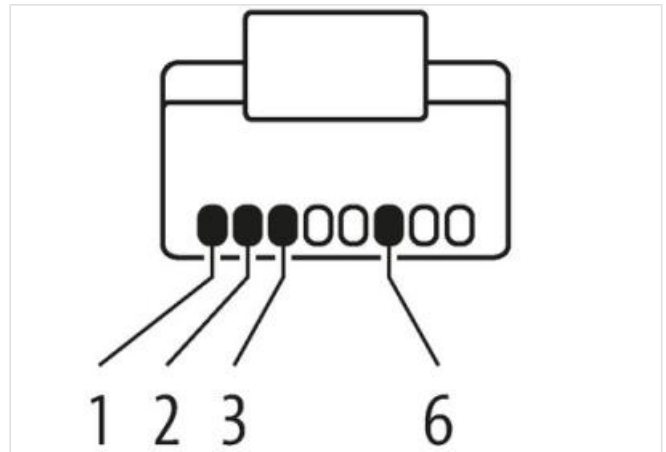

Protection cap

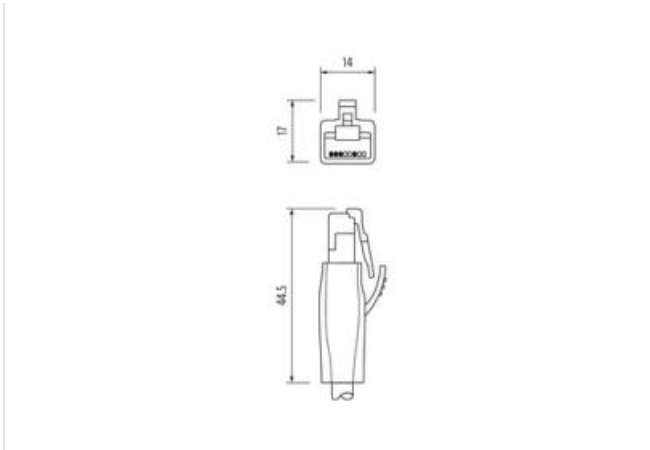
Transmission properties with channel transmission up to 100 m

Further cable lengths on request.

Plastic housings with good resistance against chemicals and oils.

The resistance to aggressive media should be individually tested for your application. Further details on request.

[Link to Product](#)**Illustration**



Product may differ from Image



Cable length 0,3 m

Side 1

Mounting method	inserted
Family construction form	RJ45
No. of poles	4

Side 2

Family construction form	RJ45
No. of poles	4

Commercial data

ECLASS-6.0	27061801
ECLASS-6.1	27060307
ECLASS-7.0	27060307
ECLASS-8.0	27060307
ECLASS-9.0	27060307
ECLASS-10.1	27060307
ECLASS-11.1	27060307
ECLASS-12.0	27060307
ETIM-5.0	EC002599
customs tariff number	85444210
customs tariff number	85444210
customs tariff number	85444210
customs tariff number	85444210
EAN	4048879668712
EAN	4048879668712
EAN	4048879668712
EAN	4048879668712
Packaging unit	1
Packaging unit	1
Packaging unit	1
Packaging unit	1

Electrical data | Supply

Operating voltage DC max.	60 V
---------------------------	------

Current operating per contact max. 1,5 A

Industrial communication

Transfer parameters CAT5, Class D (ISO/IEC 11801:2002), (EN 50173-1)
Data transmission rate max. 100 MBit/s

Industrial communication | Ethernet functionality

duplex Full duplex

Diagnostics

Status indication LED no

Device protection | Electrical

Degree of protection (EN IEC 60529) IP20
Additional condition protection degree inserted, screwed
Pollution Degree 3
Rated surge voltage 1 kV
Material group (IEC 60664-1) I

Mechanical data

Contour for corrugated hose without

Mechanical data | Material data

Material housing PUR
Locking material PA

Mechanical data | Mounting data

Looking techniques Snap-in connector

Environmental characteristics | Climatic

Operating temperature min. -25 °C
Operating temperature max. 85 °C
Additional condition temperature range depending on cable quality

Important installation notes

Note on strain relief Protect the connectors by suitable measures from mechanical loads, e.g. by the usage of cable ties.
Note on bending radius **Attention:** Observe the permissible bending radii when laying cables, as the IP protection class can be endangered by excessive bending forces.

Installation | Cable

wire arrangement (white, blue), (orange, yellow)
Cable identification S7V
Jacket Color green
Type of Certificate cURus
Amount stranding 2
Stranding 2 wires twisted
Amount stranding (type 2) 1
Stranding (type 2) 2 Stranded joints twisted
Cable shielding (type) copper braid, tinned
Cable shielding (coverage) 75 %
Banding Foil
wire arrangement (white, blue), (orange, yellow)
Cable weight 74,8 g/m
Material jacket TPE
Freedom from ingredients (jacket) lead-free, CFC-free
Outer-diameter (jacket) 7,87 mm
Tolerance outer diameter (sheath) ± 5 %
Material wire insulation HDPE
Amount wires 4
Outer diameter insulation 1,47 mm
Outer diameter tolerance core insulation ± 5 %

Ingredient freeness wire insulation	lead-free, CFC-free
Amount strands (wire)	19
Diameter of single wires	22 AWG
Conductor crosssection (wire)	22 AWG
Material conductor wire	copper stranded wire, tinned
Nominal voltage AC max.	600 V
Current load capacity (standard)	to DIN VDE 0298-4
Current load capacity min. wire	4,8 A
Electrical resistance line constant wire	45,1 Ω /km
Min. operating temperature (static)	-40 °C
Max. operating temperature (fixed)	80 °C
Operating temperature min. (dynamic)	-40 °C
Operating temperature max. (dynamic)	80 °C
Storage temperature min.	-40 °C
Storage temperature max.	80 °C
Flame resistance	IEC 60332-2-2 UL 1581 § 1100 FT2 UL 1581 § 1090
chemical resistance	Good, application-related testing
Gasoline resistance	Good, application-related testing
Oil resistance	Good, application-related testing DIN EN 60811-404
Bending radius (dynamic)	8 x Outer diameter
No. of bending cycles (C-track)	35 Mio.
No. of torsion cycles	5 Mio.
Torsion stress	± 180 °/m