

Product datasheet

Specifications



TeSys D contactor - 3P(3 NO) - AC-3 - ≤ 440 V 9 A - 110 V AC coil

Local distributor code:

398258797

LC1D096F7

EAN Code: 3389110802504

Main

Range of product	TeSys Deca
Product or component type	Contactor
Device short name	LC1D
Contactor application	Motor control Resistive load
Utilisation category	AC-1 AC-4 AC-3 AC-3e
Poles description	3P
[Ue] rated operational voltage	Power circuit: ≤ 690 V AC 25...400 Hz Power circuit: ≤ 300 V DC
[Ie] rated operational current	9 A (at <60 °C) at ≤ 440 V AC AC-3 for power circuit 25 A (at <60 °C) at ≤ 440 V AC AC-1 for power circuit 9 A (at <60 °C) at ≤ 440 V AC AC-3e for power circuit
[Uc] control circuit voltage	110 V AC 50/60 Hz

Complementary

Motor power kW	2.2 kW at 220...230 V AC 50/60 Hz (AC-3) 4 kW at 380...400 V AC 50/60 Hz (AC-3) 4 kW at 415 V AC 50/60 Hz (AC-3) 4 kW at 440 V AC 50/60 Hz (AC-3) 5.5 kW at 500 V AC 50/60 Hz (AC-3) 5.5 kW at 660...690 V AC 50/60 Hz (AC-3) 2.2 kW at 220...230 V AC 50/60 Hz (AC-3e) 4 kW at 380...400 V AC 50/60 Hz (AC-3e) 4 kW at 415 V AC 50/60 Hz (AC-3e) 4 kW at 440 V AC 50/60 Hz (AC-3e) 5.5 kW at 500 V AC 50/60 Hz (AC-3e) 5.5 kW at 660...690 V AC 50/60 Hz (AC-3e) 2.2 kW at 400 V AC 50/60 Hz (AC-4)
Motor power hp	1 hp at 230/240 V AC 50/60 Hz for 1 phase motors 2 hp at 200/208 V AC 50/60 Hz for 3 phases motors 2 hp at 230/240 V AC 50/60 Hz for 3 phases motors 5 hp at 460/480 V AC 50/60 Hz for 3 phases motors 7.5 hp at 575/600 V AC 50/60 Hz for 3 phases motors 0.33 hp at 115 V AC 50/60 Hz for 1 phase motors
Compatibility code	LC1D
Pole contact composition	3 NO
Protective cover	With
[Ith] conventional free air thermal current	25 A (at 60 °C) for power circuit 10 A (at 60 °C) for signalling circuit

Irms rated making capacity	250 A at 440 V for power circuit conforming to IEC 60947 140 A AC for signalling circuit conforming to IEC 60947-5-1 250 A DC for signalling circuit conforming to IEC 60947-5-1
Rated breaking capacity	250 A at 440 V for power circuit conforming to IEC 60947
[Icw] rated short-time withstand current	105 A 40 °C - 10 s for power circuit 210 A 40 °C - 1 s for power circuit 30 A 40 °C - 10 min for power circuit 61 A 40 °C - 1 min for power circuit 100 A - 1 s for signalling circuit 120 A - 500 ms for signalling circuit 140 A - 100 ms for signalling circuit
Associated fuse rating	10 A gG for signalling circuit conforming to IEC 60947-5-1 25 A gG at <= 690 V coordination type 1 for power circuit 20 A gG at <= 690 V coordination type 2 for power circuit
Average impedance	2.5 mOhm - Ith 25 A 50 Hz for power circuit
Power dissipation per pole	1.56 W AC-1 0.2 W AC-3 0.2 W AC-3e
[Ui] rated insulation voltage	Power circuit: 690 V conforming to IEC 60947-4-1 Power circuit: 600 V CSA certified Power circuit: 600 V UL certified Signalling circuit: 690 V conforming to IEC 60947-1 Signalling circuit: 600 V CSA certified Signalling circuit: 600 V UL certified
Overvoltage category	III
Pollution degree	3
[Uimp] rated impulse withstand voltage	6 kV conforming to IEC 60947
Safety reliability level	B10d = 1369863 cycles contactor with nominal load conforming to EN/ISO 13849-1 B10d = 20000000 cycles contactor with mechanical load conforming to EN/ISO 13849-1
Mechanical durability	15 Mcycles
Electrical durability	0.6 Mcycles 25 A AC-1 at Ue <= 440 V 2 Mcycles 9 A AC-3 at Ue <= 440 V 2 Mcycles 9 A AC-3e at Ue <= 440 V
Control circuit type	AC at 50/60 Hz
Coil technology	Without built-in suppressor module
Control circuit voltage limits	0.3...0.6 Uc (-40...70 °C):drop-out AC 50/60 Hz 0.8...1.1 Uc (-40...60 °C):operational AC 50 Hz 0.85...1.1 Uc (-40...60 °C):operational AC 60 Hz 1...1.1 Uc (60...70 °C):operational AC 50/60 Hz
Inrush power in VA	70 VA 60 Hz cos phi 0.75 (at 20 °C) 70 VA 50 Hz cos phi 0.75 (at 20 °C)
Hold-in power consumption in VA	7.5 VA 60 Hz cos phi 0.3 (at 20 °C) 7 VA 50 Hz cos phi 0.3 (at 20 °C)
Heat dissipation	2...3 W at 50/60 Hz
Operating time	12...22 ms closing 4...19 ms opening
Maximum operating rate	3600 cyc/h at 60 °C
Connections - terminals	Control circuit: lugs-ring terminals - external diameter: 8 mm Power circuit: lugs-ring terminals - external diameter: 8 mm
Tightening torque	Control circuit: 1.7 N.m - on lugs-ring terminals - with screwdriver flat Ø 6 mm M3.5 Control circuit: 1.7 N.m - on lugs-ring terminals - with screwdriver Philips No 2 M3.5 Power circuit: 1.7 N.m - on lugs-ring terminals - with screwdriver flat Ø 8 mm M3.5 Power circuit: 1.7 N.m - on lugs-ring terminals - with screwdriver Philips No 2 M3.5 Control circuit: 1.7 N.m - on lugs-ring terminals - with screwdriver pozidriv No 2 M3.5 Power circuit: 1.7 N.m - on lugs-ring terminals - with screwdriver pozidriv No 2 M3.5
Auxiliary contact composition	1 NO + 1 NC

Auxiliary contacts type	type mechanically linked 1 NO + 1 NC conforming to IEC 60947-5-1 type mirror contact 1 NC conforming to IEC 60947-4-1
Signalling circuit frequency	25...400 Hz
Minimum switching voltage	17 V for signalling circuit
Minimum switching current	5 mA for signalling circuit
Insulation resistance	> 10 MOhm for signalling circuit
Non-overlap time	1.5 ms on de-energisation between NC and NO contact 1.5 ms on energisation between NC and NO contact
Mounting support	Rail Plate

Environment

Standards	CSA C22.2 No 14 EN 60947-4-1 EN 60947-5-1 IEC 60947-4-1 IEC 60947-5-1 UL 60947-4-1 IEC 60335-1:Clause 30.2 IEC 60335-2-40:Annex JJ UL 60335-2-40:Annex JJ CSA C22.2 No 60947-4-1
Product certifications	UL CCC CSA Marine UKCA EAC CB Scheme
IP degree of protection	IP20 front face conforming to IEC 60529
Protective treatment	TH conforming to IEC 60068-2-30
Climatic withstand	conforming to IACS E10 exposure to damp heat conforming to IEC 60947-1 Annex Q category D exposure to damp heat
Permissible ambient air temperature around the device	-40...60 °C 60...70 °C with derating
Operating altitude	0...3000 m
Fire resistance	850 °C conforming to IEC 60695-2-1
Flame retardance	V1 conforming to UL 94
Mechanical robustness	Vibrations contactor open (2 Gn, 5...300 Hz) Vibrations contactor closed (4 Gn, 5...300 Hz) Shocks contactor open (10 Gn for 11 ms) Shocks contactor closed (15 Gn for 11 ms)
Height	77 mm
Width	45 mm
Depth	86 mm
Net weight	0.32 kg

Packing Units

Unit Type of Package 1	PCE
Number of Units in Package 1	1
Package 1 Height	5.500 cm
Package 1 Width	9.400 cm

Package 1 Length	12.000 cm
Package 1 Weight	375.000 g
Unit Type of Package 2	S02
Number of Units in Package 2	16
Package 2 Height	15.000 cm
Package 2 Width	30.000 cm
Package 2 Length	40.000 cm
Package 2 Weight	6.530 kg

Logistical informations

Country of origin	ID
-------------------	----

Contractual warranty

Warranty (in months)	18
----------------------	----



Environmental Data

Schneider Electric aims to achieve Net Zero status by 2050 through supply chain partnerships, lower impact materials, and circularity via our ongoing “Use Better, Use Longer, Use Again” campaign to extend product lifetimes and recyclability.

[Environmental Data explained >](#)

[How we assess product sustainability >](#)

Environmental footprint

Total lifecycle Carbon footprint **18**

Environmental Disclosure [Product Environmental Profile](#)

Use Better

Materials and Substances

Packaging made with recycled cardboard **Yes**

Packaging without single use plastic **Yes**

[EU RoHS Directive](#) **Compliant**

REACH Regulation [REACH Declaration](#)

PVC free **Yes**

Use Again

Repack and remanufacture

End of life manual availability [End of Life Information](#)

Take-back **No**

WEEE Label  **The product must be disposed on European Union markets following specific waste collection and never end up in rubbish bins**

Offer Marketing Illustration

Product benefits / Features

TeSys Deca Contactors



Reliable

Multi-standard solutions, high reliability, long mechanical and electrical durability for different sizes, and the most complete accessories.



Energy efficiency

These electronic-coil contactors require up to 80 % less energy than electro-mechanical contactors.



Universal

Multi standards certified (IEC, UL, CSA, CCC, EAC, Marine), Green Premium compliant (RoHS/REACH).



Offer Marketing Illustration

Product benefits / Features

TeSys Deca Contactors

Technical Benefits



- Deca green delivers a consistent low consumption range of contactors from 9 A to 80 A.
- Covers control voltage from 24 to 250 V, with same coils for AC and DC.
- Designed to meet the requirements of industrial and HVAC applications
- With IEC60335-1 compliance, improved fire resistance, and dust-proof auxiliaries
- Suitable for safety applications thanks to mechanically linked contacts and mirror contacts
- Outstanding breaking/making capacity up to 20 In with PLC direct connection



Offer Marketing Illustration


Product benefits / Features



Image of product / Alternate images

Alternative





Technical Illustration

Assembly's dimensions

