


# Product datasheet

Specifications



## Complete body contact assembly, Harmony XB4, single contact, with fixing collar, metal, 1 NO, compact push in terminals

Local distributor code:

398144238

ZB4BZ1015

EAN Code: 3389119037686

### Main

Range of product	Harmony XB4
Product or component type	Complete body/contact assembly
Device short name	ZB4
Fixing collar material	Zamak
Sale per indivisible quantity	1
Head type	Standard
Contacts type and composition	1 NO
Contact operation	Slow-break
Contact block type	Single
Device composition	Fixing collar Body
Connections - terminals	Push-in, $\leq 2 \times 1.5 \text{ mm}^2$ with wire end ferrule conforming to IEC 60947-1 Push-in, $\geq 1 \times 0.34 \text{ mm}^2$ without wire end ferrule conforming to IEC 60947-1

### Complementary

CAD overall width	46.2 mm
CAD overall height	27.6 mm
CAD overall depth	30 mm
Terminals description ISO n°1	(13-14)NO
Net weight	0.043 kg
Contacts usage	Standard contacts
Positive opening	Without
Operating travel	2.05 mm (NO changing electrical state) 4.3 mm (total travel)
Operating force	2.45 N NO changing electrical state
Mechanical durability	10000000 cycles
Contacts material	Silver alloy (Ag/Ni)
Short-circuit protection	10 A cartridge fuse type gG conforming to IEC 60947-5-1
[Ith] conventional free air thermal current	10 A conforming to IEC 60947-5-1
[Ui] rated insulation voltage	300 V (pollution degree 3) conforming to IEC 60947-1
[Uimp] rated impulse withstand voltage	4 kV conforming to IEC 60947-1

Disclaimer: This documentation is not intended as a substitute for and is not to be used for determining suitability or reliability of these products for specific user applications

<b>[Ie] rated operational current</b>	6 A at 120 V, AC-15, A300 conforming to IEC 60947-5-1 3 A at 240 V, AC-15, A300 conforming to IEC 60947-5-1 0.55 A at 125 V, DC-13, Q300 conforming to IEC 60947-5-1 0.27 A at 250 V, DC-13, Q300 conforming to IEC 60947-5-1
<b>Device presentation</b>	Basic sub-assemblies

## Environment

<b>Protective treatment</b>	TH
<b>Ambient air temperature for storage</b>	-40...70 °C
<b>Ambient air temperature for operation</b>	-40...70 °C
<b>IP degree of protection</b>	IP20 conforming to IEC 60529
<b>Standards</b>	IEC 60947-1 IEC 60947-5-1 IEC 60947-5-4 IEC 60947-5-5 UL 60947-1 UL 60947-5-1 UL 60947-5-5 UL 1059 UL 486E CSA C22.2 No 60947-1 CSA C22.2 No 60947-5-1 CSA C22.2 No 158 CSA C22.2 No 65 IACS E10
<b>Product certifications</b>	EAC IECEE CB Scheme CCC UL CSA
<b>Vibration resistance</b>	5 gn (f= 10...500 Hz) conforming to IEC 60068-2-6 25 mm peak to peak (f= 2...10 Hz) conforming to IEC 60068-2-6
<b>Shock resistance</b>	25 gn (duration = 6 ms) for 1000 shocks on each axis conforming to IEC 60068-2-27 30 gn (duration = 18 ms) for half sine wave acceleration conforming to IEC 60068-2-27 50 gn (duration = 11 ms) for half sine wave acceleration conforming to IEC 60068-2-27

## Packing Units

<b>Unit Type of Package 1</b>	PCE
<b>Number of Units in Package 1</b>	1
<b>Package 1 Height</b>	3.400 cm
<b>Package 1 Width</b>	3.400 cm
<b>Package 1 Length</b>	5.400 cm
<b>Package 1 Weight</b>	52.000 g
<b>Unit Type of Package 2</b>	S03
<b>Number of Units in Package 2</b>	200
<b>Package 2 Height</b>	30.000 cm
<b>Package 2 Width</b>	30.000 cm
<b>Package 2 Length</b>	40.000 cm
<b>Package 2 Weight</b>	10.845 kg

## Logistical informations

<b>Country of origin</b>	FR
--------------------------	----

# Contractual warranty

---

Warranty (in months)

18



## Environmental Data

Schneider Electric aims to achieve Net Zero status by 2050 through supply chain partnerships, lower impact materials, and circularity via our ongoing “Use Better, Use Longer, Use Again” campaign to extend product lifetimes and recyclability.

[Environmental Data explained >](#)

[How we assess product sustainability >](#)

### Environmental footprint

Total lifecycle Carbon footprint 1

Environmental Disclosure [Product Environmental Profile](#)

### Use Better

#### Materials and Substances

Packaging made with recycled cardboard Yes

Packaging without single use plastic Yes

[EU RoHS Directive](#) Pro-active compliance (Product out of EU RoHS legal scope)


REACH Regulation [REACH Declaration](#)

### Use Again

#### Repack and remanufacture

End of life manual availability [End of Life Information](#)

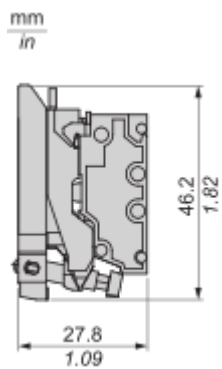
Take-back No

WEEE Label  The product must be disposed on European Union markets following specific waste collection and never end up in rubbish bins

Dimensions Drawings

Dimensions

---



Mounting and Clearance

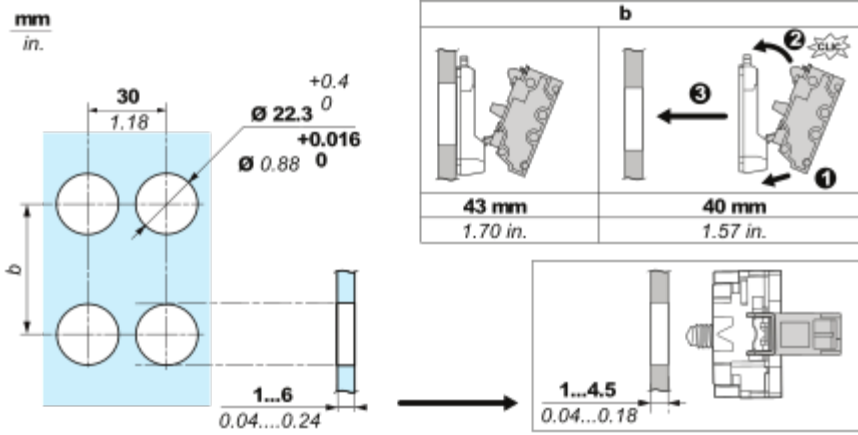
Mounting

---

Mounting and Unmounting



Panel cut-out Dimension



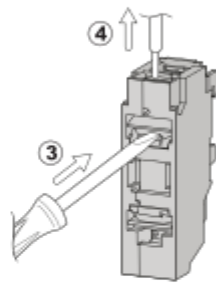
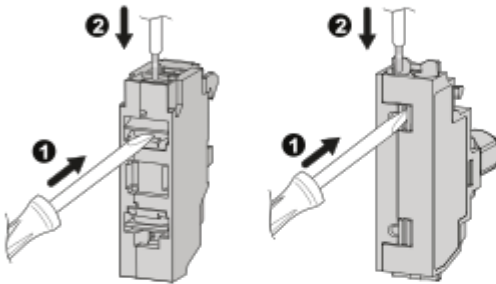
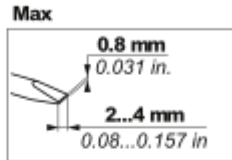
Connections and Schema

Wiring

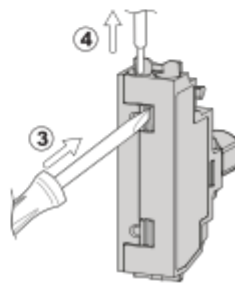
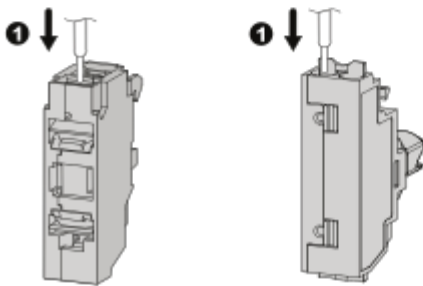
Wiring and Unwiring



mm	8
in.	0.32
mm <sup>2</sup>	0.34...1.5
AWG	22...16

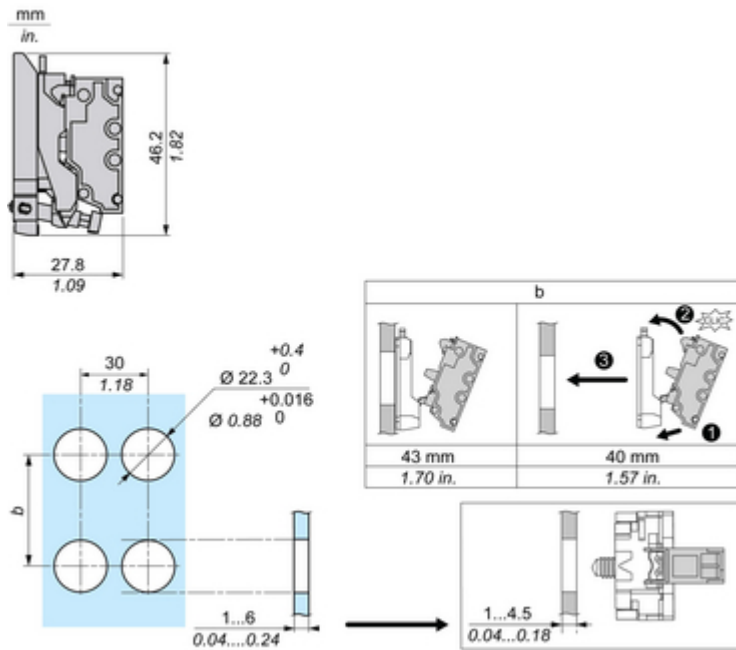


mm	8	8	8
in.	0.32	0.32	0.32
mm <sup>2</sup>	0.34...1.5	0.34...1	0.34...1.5
AWG	22...16	22...18	22...16



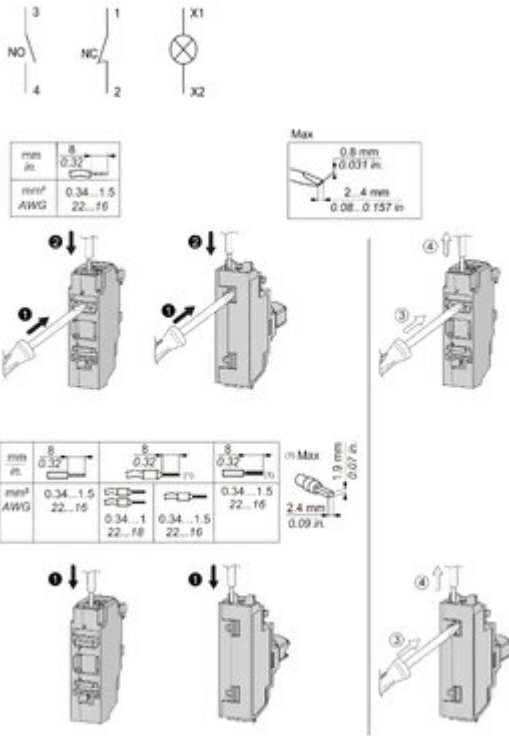
Technical Illustration

Dimensions



Technical Illustration

Wiring diagram



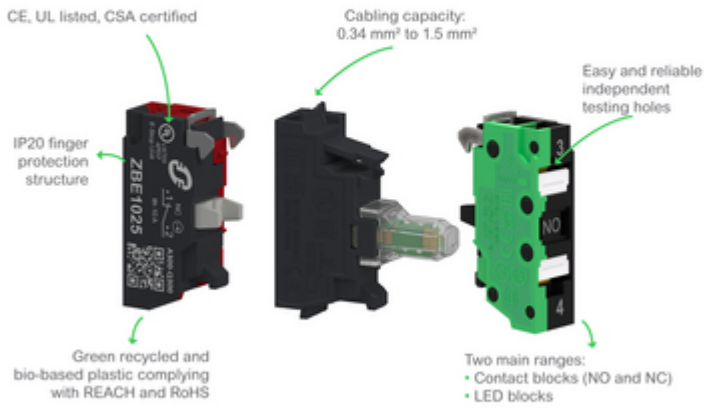
Offer Marketing Illustration

Product benefits / Features

---

## Technical Benefits

### Harmony XB4/XB5 Compact Push-in blocks









Offer Marketing Illustration

Product benefits / Features

---

**Features**  
Harmony XB4/XB5 Compact Push-in blocks



-  37% thinner than a standard block
-  Installation costs saved through reduced wiring time and effort
-  Fully compatible with current Harmony offer
-  Available as single block, sub-assemblies and complete units (both plastic and metal ranges)
-  Simplified inventory management

Offer Marketing Illustration

Product benefits / Features

---


## Technical Benefits

### Harmony XB4

Conformity with IEC, UL, CSA, CCC EAC, and JIS standards, as well as CE marking and marine approvals

Up to IP66, 67, 69, 69K, and type 4X protection ratings

High vibration resistance with shake-proof terminal screws



Operating temperature from -40°C to 70°C

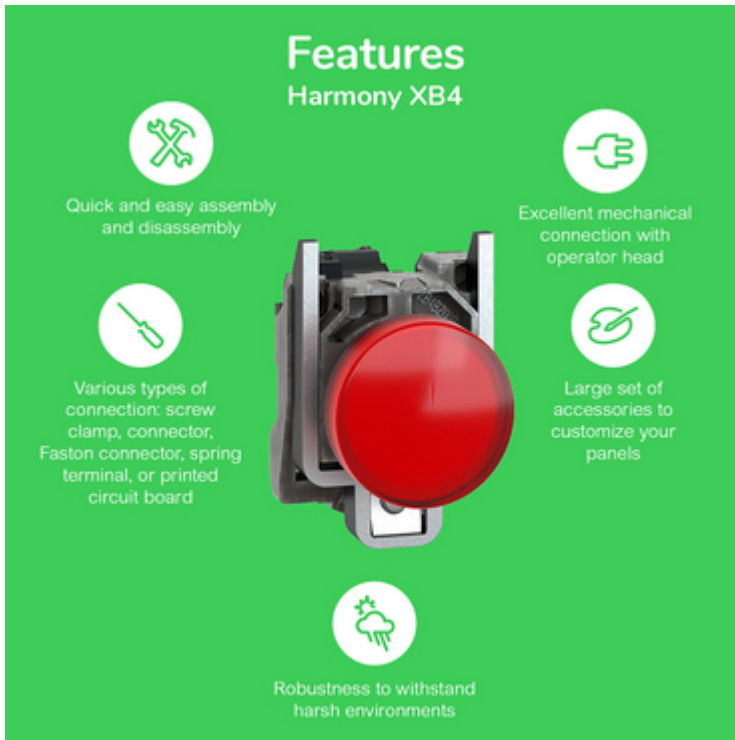
Shock protection level up to IK06

Secure switching of inductive or heavy DC loads directly – 100 000 operations at 10A, 24V dc

Offer Marketing Illustration

Product benefits / Features

---



The infographic features a central image of a red Schneider XB4 circuit breaker. It is surrounded by five circular icons, each with a corresponding text block describing a feature. The background is a solid green color.

### Features Harmony XB4

- Quick and easy assembly and disassembly** (Icon: crossed wrench and screwdriver)
- Excellent mechanical connection with operator head** (Icon: hand holding a plug)
- Large set of accessories to customize your panels** (Icon: plug with a slash through it)
- Robustness to withstand harsh environments** (Icon: lightning bolt and rain cloud)
- Various types of connection: screw clamp, connector, Faston connector, spring terminal, or printed circuit board** (Icon: screwdriver)

Image of product / Alternate images

Alternative

---

