

Product datasheet

Specifications



Light block for head Ø22, red, integral LED, 230...240 V AC

Local distributor code:

237125583

ZBVM4

⚠ Discontinued on: 15 May 2023

⚠ Discontinued

Important message: All colored LED are replaced with a single Universal LED block for use with new illuminated heads (more information at se.com/harmonyxb4 or se.com/harmonyxb5)
EAN Code: 3389110090079

Main

Range of product	Harmony XB4 Harmony XB5
Product or component type	Light block
Device short name	ZBV
Sale per indivisible quantity	5
Connections - terminals	Screw clamp terminals, $\leq 2 \times 1.5 \text{ mm}^2$ with cable end conforming to EN 60947-1 Screw clamp terminals, $\geq 1 \times 0.22 \text{ mm}^2$ without cable end conforming to EN 60947-1
Signalling type	Steady
Light source	Protected LED
Bulb base	Integral LED
Light block supply	Direct
Light source colour	Red
[Us] rated supply voltage	230...240 V AC at 50/60 Hz

Complementary

Net weight	0.017 kg
Tightening torque	0.8...1.2 N.m conforming to EN 60947-1
Shape of screw head	Cross compatible with Philips no 1 screwdriver Cross compatible with pozidriv No 1 screwdriver Slotted compatible with flat Ø 4 mm screwdriver Slotted compatible with flat Ø 5.5 mm screwdriver
Supply voltage limits	195...264 V AC
Current consumption	14 mA
Service life	100000 h at rated voltage and 25 °C
Surge withstand	1 kV conforming to IEC 61000-4-5
Mounting of block	Front mounting

Electrical composition code	M1 M2 M3 M4 M5 M6 M10 MF1 P1 P2 PF1
------------------------------------	---

Device presentation	Basic element
----------------------------	---------------

Environment

Protective treatment	TH
Ambient air temperature for storage	-40...70 °C
Ambient air temperature for operation	-40...70 °C
IP degree of protection	IP20 conforming to IEC 60529
Standards	JIS C8201-5-1 UL 508 EN/IEC 60947-5-4 EN/IEC 60947-5-5 CSA C22.2 No 14 EN/IEC 60947-5-1 EN/IEC 60947-1 JIS C8201-1
Product certifications	UL listed CSA
Resistance to fast transients	2 kV conforming to IEC 61000-4-4
Resistance to electromagnetic fields	10 V/m conforming to IEC 61000-4-3
Resistance to electrostatic discharge	6 kV on contact (on metal parts) conforming to IEC 61000-4-2 8 kV in free air (in insulating parts) conforming to IEC 61000-4-2
Electromagnetic emission	Class B conforming to IEC 55011
[Us] rated supply voltage	230...240 V

Packing Units

Unit Type of Package 1	PCE
Number of Units in Package 1	1
Package 1 Height	1.000 cm
Package 1 Width	3.500 cm
Package 1 Length	4.500 cm
Package 1 Weight	9.000 g
Unit Type of Package 2	BB1
Number of Units in Package 2	5
Package 2 Height	4.000 cm
Package 2 Width	5.500 cm
Package 2 Length	5.500 cm
Package 2 Weight	53.000 g
Unit Type of Package 3	S03
Number of Units in Package 3	800

Package 3 Height	30.000 cm
Package 3 Width	30.000 cm
Package 3 Length	40.000 cm
Package 3 Weight	8.837 kg

Contractual warranty

Warranty (in months)	18
----------------------	----


Environmental Data

Schneider Electric aims to achieve Net Zero status by 2050 through supply chain partnerships, lower impact materials, and circularity via our ongoing “Use Better, Use Longer, Use Again” campaign to extend product lifetimes and recyclability.

[Environmental Data explained >](#)

[How we assess product sustainability >](#)

Use Better

 Materials and Substances	
Packaging made with recycled cardboard	Yes
Packaging without single use plastic	Yes
EU RoHS Directive	Pro-active compliance (Product out of EU RoHS legal scope)

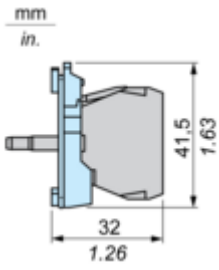
Use Again

 Repack and remanufacture	
WEEE Label	 The product must be disposed on European Union markets following specific waste collection and never end up in rubbish bins

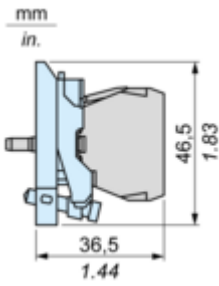
Dimensions Drawings

Dimensions

with ZB5AZ009 Fixing Collar

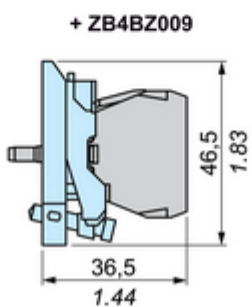
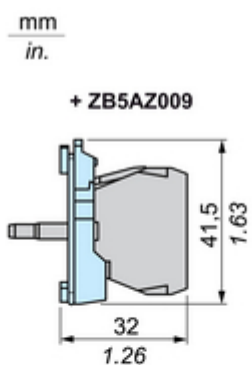


with ZB4BZ009 Fixing Collar



Technical Illustration

Dimensions




Offer Marketing Illustration

Product benefits / Features

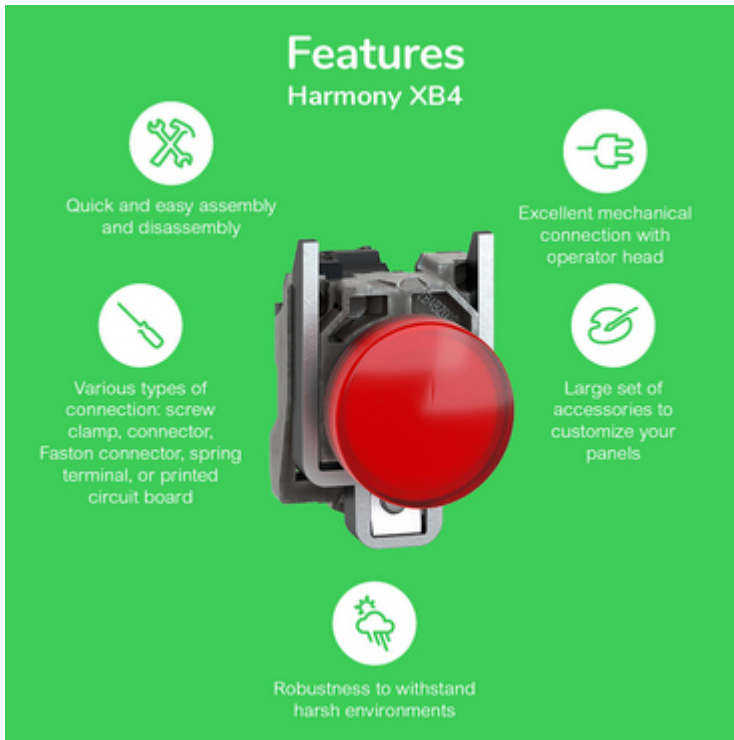
Technical Benefits

Harmony XB4



Offer Marketing Illustration

Product benefits / Features



The infographic features a central image of a red push-button switch with a grey base. Surrounding this central image are five circular icons, each with a corresponding text description. The background is a solid green color.

Features Harmony XB4






-  Quick and easy assembly and disassembly
-  Various types of connection: screw clamp, connector, Faston connector, spring terminal, or printed circuit board
-  Excellent mechanical connection with operator head
-  Large set of accessories to customize your panels
-  Robustness to withstand harsh environments

Image of product in real life situation

