


# Product datasheet

Specifications



## Circuit breaker Masterpact MTZ2 20N1, 2000 A, 3P fixed, without Micrologic

LV848056

EAN Code: 3606480806704

### Main

Range	MasterPacT
Product name	MasterPact MTZ2
Device short name	MTZ2 20 N1
Product or component type	Circuit breaker
Device application	Power distribution protection
Poles description	3P
Control unit	Without control unit
Product compatibility	control unit MicroLogic 2.0 X control unit MicroLogic 5.0 X control unit MicroLogic 6.0 X control unit MicroLogic 7.0 X control unit MicroLogic 2.0 Xi control unit MicroLogic 5.0 Xi control unit MicroLogic 6.0 Xi control unit MicroLogic 7.0 Xi
[In] rated current	2000 A at 40 °C
Performance type	N1 42 kA 415 V AC
[Ue] rated operational voltage	690 V AC 50/60 Hz
Suitability for isolation	Yes conforming to EN/IEC 60947-2
Selectivity category	Category B
Control type	Push-button
Mounting mode	Fixed

### Complementary

[Icu] rated ultimate short-circuit breaking capacity	42 kA at 220/415 V AC 50/60 Hz 42 kA at 440 V AC 50/60 Hz 42 kA at 500/525 V AC 50/60 Hz 42 kA at 660/690 V AC 50/60 Hz
[Ics] rated service breaking capacity	42 kA at 220/415 V AC 50/60 Hz 42 kA at 440 V AC 50/60 Hz 42 kA at 500/525 V AC 50/60 Hz 42 kA at 660/690 V AC 50/60 Hz
[Icw] rated short-time withstand current	42 kA 0.5 s 42 kA 1 s 22 kA 3 s
[Icm] rated short-circuit making capacity	88 kA 220/415 V AC at 50/60 Hz 88 kA 440 V AC at 50/60 Hz 88 kA 500/525 V AC at 50/60 Hz 88 kA 660/690 V AC at 50/60 Hz

<b>Sensor rating</b>	1000 A 1250 A 1600 A 2000 A
<b>[Ui] rated insulation voltage</b>	1000 V AC 50/60 Hz
<b>[Uimp] rated impulse withstand voltage</b>	12 kV
<b>Power dissipation in W</b>	250 W
<b>Maximum breaking time</b>	25 ms
<b>Maximum closing response time</b>	70 ms
<b>Mounting support</b>	Rails Base plate
<b>Upside connection</b>	Front Rear
<b>Downside connection</b>	Front Rear
<b>Connection pitch</b>	115 mm
<b>Mechanical durability</b>	20000 cycles with periodic preventive maintenance
<b>Electrical durability</b>	AC-3: 6000 cycles 440/690 V AC 50/60 Hz conforming to EN/IEC 60947-3 6000 cycles 690 V AC 50/60 Hz conforming to EN/IEC 60947-2 8000 cycles 440 V AC 50/60 Hz conforming to EN/IEC 60947-2 AC-23A: 6000 cycles 690 V AC 50/60 Hz conforming to EN/IEC 60947-3 AC-23A: 8000 cycles 440 V AC 50/60 Hz conforming to EN/IEC 60947-3
<b>Height</b>	352 mm
<b>Width</b>	422 mm
<b>Depth</b>	300 mm
<b>Net weight</b>	50 kg
<b>Standards</b>	EN/IEC 60947-1 EN/IEC 60947-2 EN/IEC 60947-2 Annex H IEC 61557-12
<b>Product certifications</b>	CE IECEE CB Scheme

## Environment

<b>IP degree of protection</b>	IP30 conforming to EN 60529
<b>Pollution degree</b>	3 conforming to IEC 60947-1
<b>Ambient air temperature for operation</b>	-25...70 °C
<b>Ambient air temperature for storage</b>	-40...85 °C
<b>Operating altitude</b>	0...2000 m without derating 2000...5000 m with derating

## Packing Units

<b>Unit Type of Package 1</b>	PCE
<b>Number of Units in Package 1</b>	1
<b>Package 1 Height</b>	29.5 cm
<b>Package 1 Width</b>	30.5 cm
<b>Package 1 Length</b>	37.5 cm
<b>Package 1 Weight</b>	47.252 kg

## Logistical informations

---

Country of origin FR

## Contractual warranty

---

Warranty (in months) 18




## Environmental Data


Schneider Electric aims to achieve Net Zero status by 2050 through supply chain partnerships, lower impact materials, and circularity via our ongoing “Use Better, Use Longer, Use Again” campaign to extend product lifetimes and recyclability.

[Environmental Data explained >](#)



[How we assess product sustainability >](#)

 <b>Environmental footprint</b>	
Total lifecycle Carbon footprint	1807
Environmental Disclosure	<a href="#">Product Environmental Profile</a>

### Use Better

 <b>Materials and Substances</b>	
Packaging made with recycled cardboard	Yes
Packaging without single use plastic	No, we have minimized the use of plastic in the packaging in compliance with regulations and considering quality and safety standards
<a href="#">EU RoHS Directive</a>	Compliant with Exemptions
SCIP Number	F31d8a4d-e9cb-4afc-bf2c-5965742ce772
REACH Regulation	<a href="#">REACH Declaration</a>
Halogen-free status	Product contains halogen above thresholds
PVC free	Yes
Silicone-free	No

### Use Again

 <b>Repack and remanufacture</b>	
End of life manual availability	<a href="#">End of Life Information</a>
Take-back	No
WEEE Label	 The product must be disposed on European Union markets following specific waste collection and never end up in rubbish bins