

switch disconnecter with fuse 630 A, frame size 5, 3-pole for LV HRC fuse size 2 and 3 lateral operating mechanism left basic unit without handle flat connector without fuses

| Model | |
|--|------------------------------------|
| product brand name | SENTRON |
| product designation | 3KF switch disconnecter with fuses |
| design of the product | 3KF switch disconnecter with fuses |
| product version | 3KF NH |
| design of the actuating element | without |
| design of handle | Without |
| direction of actuation | From left |
| type of the driving mechanism motor drive | No |
| number of poles | 3 |
| size of disconnecting link | 3 and 2 |
| size of switch disconnecter | 5 |
| size of fuse link | NH2, NH3 |
| mechanical service life (operating cycles) typical | 6 000 |
| electrical endurance (operating cycles) | |
| • at AC-23 A at 440 V | 1 500 |
| • at AC-23 A at 690 V | 1 000 |
| • at DC-23 A at 440 V | 1 000 |
| I ² t value | |
| • with closed switch for combination switch + fuse at 500 V maximum | 4 100 000 A ² ·s |
| • with closed switch for combination switch + fuse at 400 V maximum | 4 100 000 A ² ·s |
| • with closed switch at 690 V for combination switch + gG fuse maximum | 2 050 000 A ² ·s |
| • of the fuse at 500 V maximum permissible | 10 400 000 A ² ·s |
| • of the gG fuse at 690 V maximum permissible | 7 000 000 A ² ·s |
| • of the aM fuse at 690 V maximum permissible | 7 000 000 A ² ·s |
| position of the switch operating mechanism | left |
| fuse system | LV HRC fuse |
| overvoltage category | IV |
| operating voltage with current paths in series | |
| • with degree of pollution 2 at DC rated value | 440 / 3 |
| • with degree of pollution 3 at DC rated value | 440 / 3 |
| surge voltage resistance rated value | 12 kV |
| Supply voltage | |
| operating voltage at AC rated value maximum | 690 V |
| Protection class | |
| protection class IP | IP00 |
| protection class IP | |

- with closed switch with cover or cable lug cover IP20
- on the front IP00

Dissipation

power loss [W]

- with conventional rated thermal current per pole 40 W
- with conventional rated thermal current per device 120 W
- with conventional rated thermal current without fuse per pole 40 W
- with conventional rated thermal current without fuse per device 120 W
- for rated value of the current at AC in hot operating state per pole 40 W
- of the fuse per fuse maximum 48 W

Main circuit

- operating power at AC-23 A at 500 V rated value 400 kW
- operational current rated value 630 A

Auxiliary circuit

- number of connected NC contacts for auxiliary contacts** 0
- number of connected NO contacts for auxiliary contacts** 0
- number of connected CO contacts for auxiliary contacts** 0
- number of CO contacts for auxiliary contacts 0
- number of NC contacts for auxiliary contacts** 8
- number of NO contacts for auxiliary contacts** 8
- suitability for use main switch** Yes
- suitability for use switch disconnecter** Yes
- suitability for use EMERGENCY OFF switch** Yes
- suitability for use safety switch** Yes
- suitability for use maintenance/repair switch** Yes
- product feature interlock** No
- product function phase failure monitoring** No
- product component**
 - voltage trigger No
 - undervoltage release No
 - undervoltage release with leading contact No
- product feature sealable** Yes
- product extension auxiliary switch** Yes
- product extension optional locking capability** Yes
- product extension optional motor drive** No
- product extension optional fuse monitoring** Yes
- product function**
 - fuse monitoring No
 - overvoltage protection monitoring No

Short circuit

- short-circuit current making capacity (I_{cm}) for switch disconnecter at 690 V AC/440 V DC without fuse link rated value minimum 44 kA
- conditional short-circuit current with line-side fuse protection**
 - at 500 V by gG fuse rated value 100 kA
 - at 690 V by gG fuse rated value 80 kA

Connections

- arrangement of electrical connectors for main current circuit Top and bottom
- tightening torque with screw-type terminals**
 - minimum 50 N·m
 - maximum 75 N·m
- type of connectable conductor cross-sections for aluminum conductor stranded with lug 1x (25 ... 300 mm²), 2x (25 ... 300 mm²)
- type of connectable conductor cross-sections**
 - for copper busbar 1x (50 x 10 mm²)
- type of connectable conductor cross-sections for copper conductor**

| | |
|--|--|
| <ul style="list-style-type: none"> • stranded with lug according to DIN 46234 | 1x (25 ... 240 mm ²), 2x (25 ... 240 mm ²) |
| <ul style="list-style-type: none"> • stranded with lug according to DIN 46235 | 1x (25 ... 300 mm ²), 2x (25 ... 300 mm ²) |
| type of electrical connection for main current circuit | flat connector |

Mechanical Design

| | |
|--|----------------|
| height | 270 mm |
| width | 414 mm |
| depth | 262 mm |
| fastening method | floor mounting |
| fastening method | |
| <ul style="list-style-type: none"> • 4-hole front mounting | No |
| <ul style="list-style-type: none"> • front mounting with central attachment | No |
| <ul style="list-style-type: none"> • rail mounting | No |
| mounting position | any |
| Net Weight | 17.35 kg |

Environmental conditions

| | |
|---|--------|
| ambient temperature during operation | |
| <ul style="list-style-type: none"> • minimum | -25 °C |
| <ul style="list-style-type: none"> • maximum | 70 °C |
| ambient temperature during storage | |
| <ul style="list-style-type: none"> • minimum | -50 °C |
| <ul style="list-style-type: none"> • maximum | 80 °C |

Approvals Certificates

General Product Approval



[Confirmation](#)



[Miscellaneous](#)

| | | | |
|--------------------------|-------------------|----------------------|-------|
| General Product Approval | Test Certificates | Maritime application | other |
|--------------------------|-------------------|----------------------|-------|



[Type Test Certificates/Test Report](#)



[Miscellaneous](#)

[Confirmation](#)

Environment

[Environmental Confirmations](#)

[Environmental Confirmations](#)

Further information

Information on the packaging

<https://support.industry.siemens.com/cs/ww/en/view/109813875>

Information for data generation and storage

<https://support.industry.siemens.com/cs/ww/en/view/109995012>

Information- and Downloadcenter (Catalogs, Brochures,...)

<https://www.siemens.com/lowvoltage/catalogs>

Industry Mall (Online ordering system)

<https://mall.industry.siemens.com/mall/en/en/Catalog/product?mlfb=3KF5363-4LF11>

Service&Support (Manuals, Certificates, Characteristics, FAQs,...)

<https://support.industry.siemens.com/cs/ww/en/ps/3KF5363-4LF11>

Image database (product images, 2D dimension drawings, 3D models, device circuit diagrams, ...)

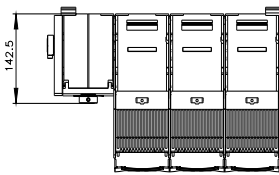
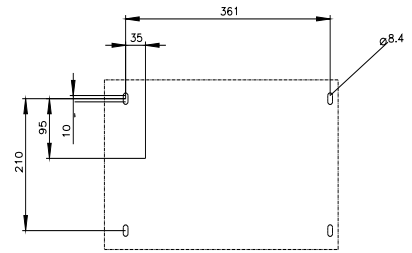
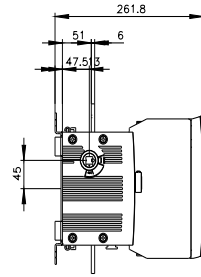
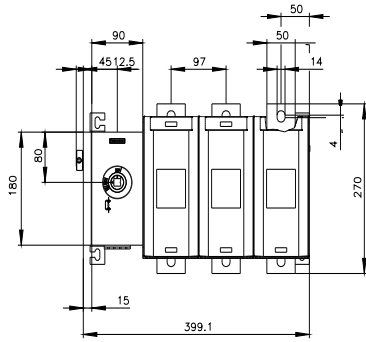
https://www.automation.siemens.com/bilddb/cax_en.aspx?mlfb=3KF5363-4LF11

CAX-Online-Generator

<https://www.siemens.com/cax>

Tender specifications

<https://www.siemens.com/specifications>





last modified:

4/3/2025 

