

Switch disconnecter with fuse 3KF SITOR, 800 A, Size 5, 3-pole, for LV HRC fuse Sz. 2 and 3 for semiconductor protection, front operating mechanism, central, basic unit without handle, flat terminal without fuses



Model	
product brand name	SENTRON
product designation	3KF switch disconnecter with fuses
design of the product	3KF switch disconnecter with fuses
product version	3KF SITOR
design of the actuating element	without
design of handle	Without
direction of actuation	from the front
type of the driving mechanism motor drive	No
number of poles	3
size of disconnecting link	3 and 2
size of switch disconnector	5
size of fuse link	NH2, NH3
mechanical service life (operating cycles) typical	6 000
electrical endurance (operating cycles)	
• at AC-23 A at 440 V	1 500
• at AC-23 A at 690 V	1 000
• at DC-23 A at 440 V	500
I ² t value	
• with closed switch for combination switch + fuse at 500 V maximum	4 540 000 A ² ·s
• with closed switch for combination switch + fuse at 400 V maximum	4 540 000 A ² ·s
• with closed switch at 690 V for combination switch + gG fuse maximum	2 050 000 A ² ·s
• of the fuse at 500 V maximum permissible	10 400 000 A ² ·s
• of the gG fuse at 690 V maximum permissible	7 000 000 A ² ·s
• of the aM fuse at 690 V maximum permissible	7 000 000 A ² ·s
position of the switch operating mechanism	center left
fuse system	LV HRC fuse
overvoltage category	IV
operating voltage with current paths in series	
• with degree of pollution 2 at DC rated value	440 / 3
• with degree of pollution 3 at DC rated value	440 / 3
surge voltage resistance rated value	12 kV
Supply voltage	
operating voltage at AC rated value maximum	690 V
Protection class	
protection class IP	IP00
protection class IP	

- with closed switch with cover or cable lug cover IP00
- on the front IP00

Dissipation

power loss [W]

- with conventional rated thermal current per pole 50 W
- with conventional rated thermal current per device 150 W
- with conventional rated thermal current without fuse per pole 50 W
- with conventional rated thermal current without fuse per device 150 W
- for rated value of the current at AC in hot operating state per pole 50 W
- of the fuse per fuse maximum 85 W

Main circuit

- operating power at AC-23 A at 500 V rated value 560 kW
- operational current rated value 850 A

Auxiliary circuit

- number of connected NC contacts for auxiliary contacts** 0
- number of connected NO contacts for auxiliary contacts** 0
- number of connected CO contacts for auxiliary contacts** 0
- number of CO contacts for auxiliary contacts 0
- number of NC contacts for auxiliary contacts** 8
- number of NO contacts for auxiliary contacts** 8
- suitability for use main switch** Yes
- suitability for use switch disconnecter** Yes
- suitability for use EMERGENCY OFF switch** Yes
- suitability for use safety switch** Yes
- suitability for use maintenance/repair switch** Yes
- product feature interlock** No
- product function phase failure monitoring** No
- product component**
 - voltage trigger No
 - undervoltage release No
 - undervoltage release with leading contact No
- product feature sealable** No
- product extension auxiliary switch** Yes
- product extension optional locking capability** Yes
- product extension optional motor drive** No
- product extension optional fuse monitoring** Yes
- product function**
 - fuse monitoring No
 - overvoltage protection monitoring No

Short circuit

- short-circuit current making capacity (I_{cm}) for switch disconnecter at 690 V AC/440 V DC without fuse link rated value minimum 44 kA
- conditional short-circuit current with line-side fuse protection**
 - at 500 V by gG fuse rated value 100 kA
 - at 690 V by gG fuse rated value 80 kA

Connections

- arrangement of electrical connectors for main current circuit Top and bottom
- tightening torque with screw-type terminals**
 - minimum 50 N·m
 - maximum 75 N·m
- type of connectable conductor cross-sections**
 - for copper busbar 2x (50 x 5 mm²)
- type of connectable conductor cross-sections for copper conductor**
 - stranded with lug according to DIN 46234 1x (25 ... 240 mm²), 2x (25 ... 240 mm²) / 1 x (AWG 1/0 - kcmil 1000), 2x (AWG 1/0 ... kcmil 300)

• stranded with lug according to DIN 46235	1x (25 ... 300 mm ²), 2x (25 ... 300 mm ²)
type of electrical connection for main current circuit	flat connector
Mechanical Design	
height	270 mm
width	396.9 mm
depth	240 mm
fastening method	floor mounting
fastening method	
• 4-hole front mounting	No
• front mounting with central attachment	No
• rail mounting	No
mounting position	any
Net Weight	17.56 kg
Environmental conditions	
ambient temperature during operation	
• minimum	-25 °C
• maximum	70 °C
ambient temperature during storage	
• minimum	-50 °C
• maximum	80 °C

Approvals Certificates

General Product Approval



[Confirmation](#)



General Product Approval

other

Environment

[Miscellaneous](#)



[Miscellaneous](#)



[Confirmation](#)



Environment

[Environmental Con-
firmations](#)

[Environmental Con-
firmations](#)

Further information

Information on the packaging

<https://support.industry.siemens.com/cs/ww/en/view/109813875>

Information for data generation and storage

<https://support.industry.siemens.com/cs/ww/en/view/109995012>

Information- and Downloadcenter (Catalogs, Brochures,...)

<https://www.siemens.com/lowvoltage/catalogs>

Industry Mall (Online ordering system)

<https://mall.industry.siemens.com/mall/en/en/Catalog/product?mlfb=3KF5380-0MF51>

Service&Support (Manuals, Certificates, Characteristics, FAQs,...)

<https://support.industry.siemens.com/cs/ww/en/ps/3KF5380-0MF51>

Image database (product images, 2D dimension drawings, 3D models, device circuit diagrams, ...)

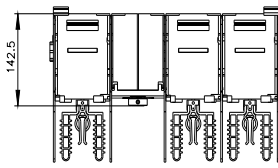
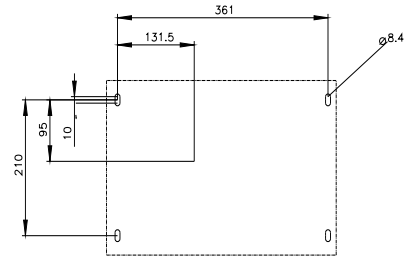
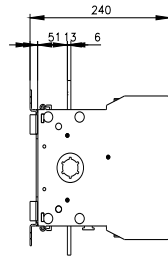
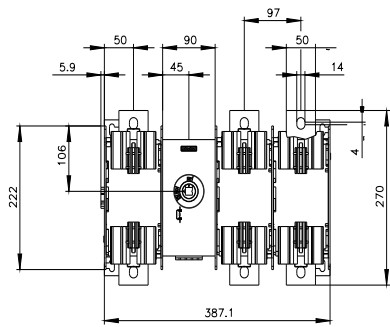
https://www.automation.siemens.com/bilddb/cax_en.aspx?mlfb=3KF5380-0MF51

CAX-Online-Generator

<https://www.siemens.com/cax>

Tender specifications

<https://www.siemens.com/specifications>





last modified:

4/3/2025

