

withdrawable circuit breaker without guide frame 3-pole, size I, IEC In=1250A to 690V, AC50/60Hz Icu=66kA at 500V rear connection horizontal Overcurrent release ETU45 LSIN protection adjustable 0.4-1 in with display and cubicle bus Opt.: Comm. /measuring func./ground fault/ ZSS Motorized/manual operating mechanism with spring charging motor AC 50/60 Hz 208-240 V or 220-250 V DC Activation AC 50/60 Hz 230 V, 220 V DC without 1st auxiliary release With 2nd auxiliary release "RC", F4 Undervoltage, Delay 0.2-3.2s 208-240 V AC, 220-250 V DC, 100% ED 4NO+4NC

Model	
design of the product	IEC 60947-2
design of the actuating element	Pushbutton
type of the driving mechanism	Manual/motorized operating mechanism with mechanical and electrical closing
type of the driving mechanism / motor drive	Yes
design of the overcurrent release	ETU45B
General technical data	
number of poles	3
size of the circuit-breaker	1
utilization category	B
Voltage	
insulation voltage / rated value	1 000 V
operating voltage	
• at AC / at 50/60 Hz / rated value	690 V
Protection class	
protection class IP	IP20
protection class IP / on the front	IP20
protection function of the overcurrent release	LSIN
Dissipation	
power loss [W]	
• for rated value of the current / at AC / in hot operating state / per pole	68.3 W
• maximum	205 W
Main circuit	
operating frequency	
• 1 / rated value	50 Hz
• 2 / rated value	60 Hz
Auxiliary circuit	
number of NC contacts / for auxiliary contacts	4
number of NO contacts / for auxiliary contacts	4
Suitability	
suitability for use	Plant / motor protection
Adjustable parameters	
adjustable current response value current / of the L-trip / with I4t characteristic	
• initial value	500 A
• full-scale value	1 250 A
adjustable current response value current / of the current-dependent overload release / initial value	500 A
Product details	
product component	
• trip indicator	Yes
• voltage trigger	No
• undervoltage release	Yes
design of the auxiliary switch	4 NO + 4 NC

product extension / optional / motor drive	No
Product function	
product function	
• grounding protection	No
• phase failure detection	Yes
Display and operation	
display version	WITH 4-LINE DISPLAY
Short circuit	
operating short-circuit current breaking capacity (Ics)	
• at 415 V / rated value	66 kA
• at 500 V / rated value	66 kA
• at 690 V / rated value	50 kA
maximum short-circuit current breaking capacity (Icu)	
• at 415 V / rated value	66 kA
• at 500 V / rated value	66 kA
• at 690 V / rated value	50 kA
Connections	
arrangement of electrical connectors / for main current circuit	without guide frame
type of electrical connection / for main current circuit	Blade contacts
Mechanical Design	
height	411.5 mm
width	311 mm
depth	337 mm
fastening method	drawer unit
Net Weight	45 kg
Environmental conditions	
ambient temperature / during operation	
• minimum	-20 °C
• maximum	55 °C
ambient temperature / during storage	
• minimum	-40 °C
• maximum	70 °C
Further information	

Information on the packaging

<https://support.industry.siemens.com/cs/ww/en/view/109813875>

Information for data generation and storage

<https://support.industry.siemens.com/cs/ww/en/view/109995012>

Industry Mall (Online ordering system)

<https://mall.industry.siemens.com/mall/en/en/Catalog/product?mlfb=3WL1112-3FB35-4AS4>

Service&Support (Manuals, Certificates, Characteristics, FAQs,...)

<https://support.industry.siemens.com/cs/ww/en/ps/3WL1112-3FB35-4AS4>

Image database (product images, 2D dimension drawings, 3D models, device circuit diagrams, ...)

https://www.automation.siemens.com/bilddb/cax_en.aspx?mlfb=3WL1112-3FB35-4AS4

CAx-Online-Generator

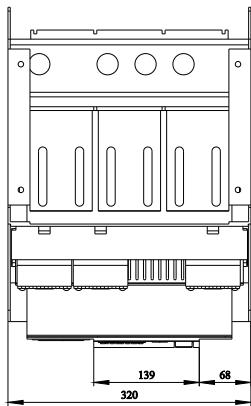

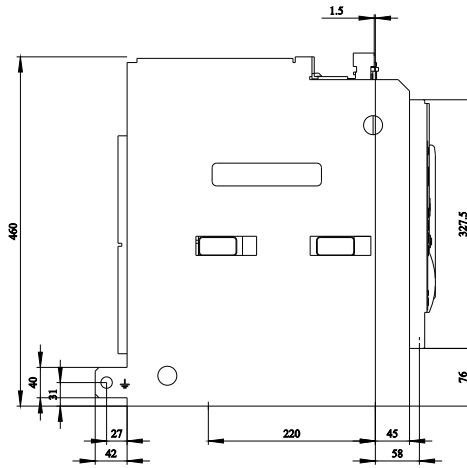
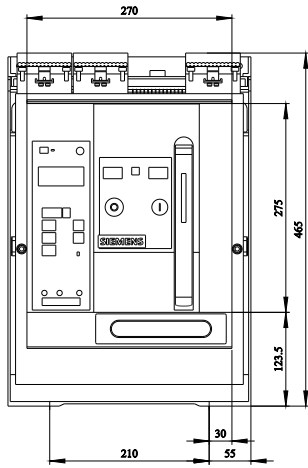
<https://www.siemens.com/cax>

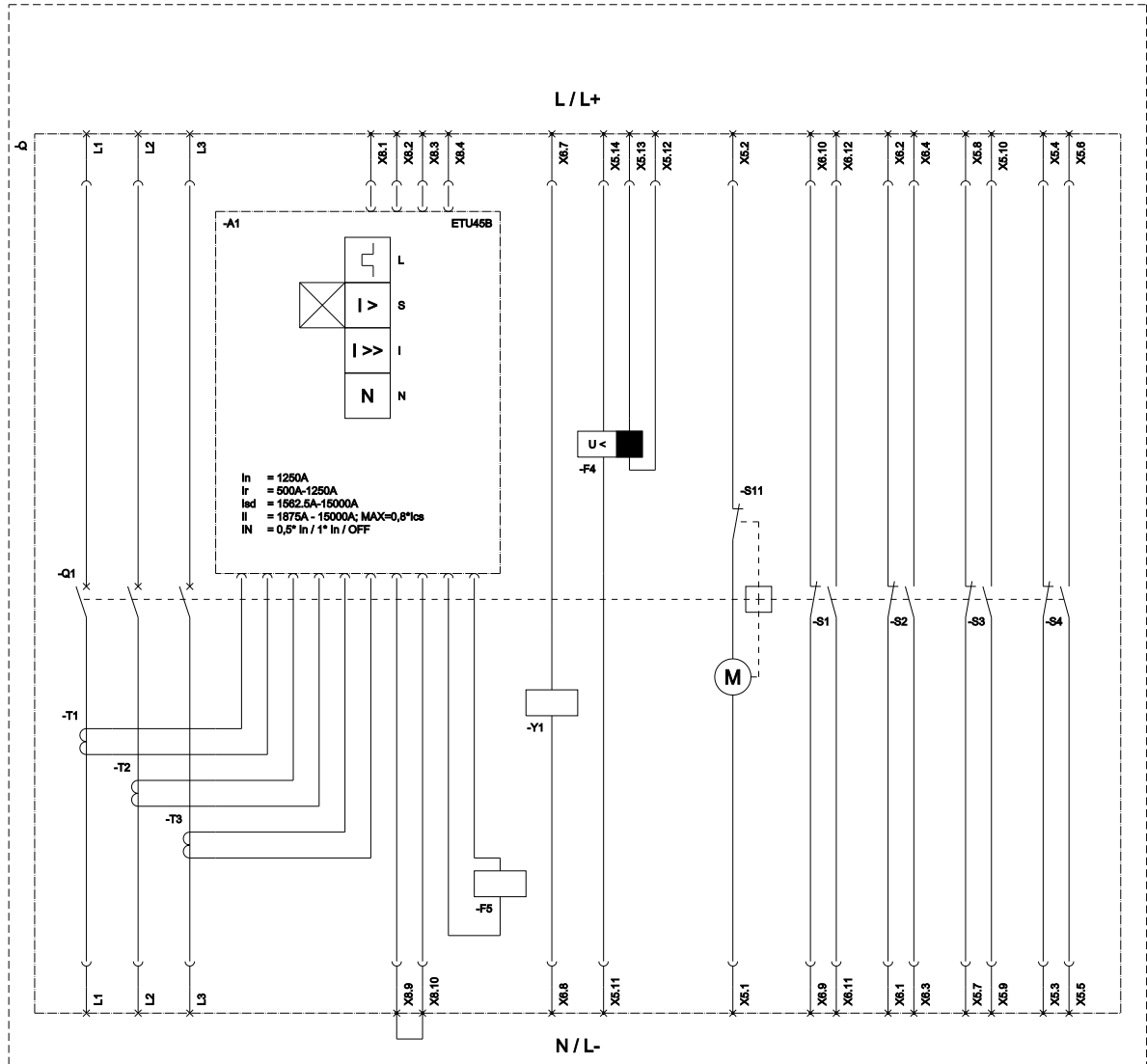
Tender specifications

<https://www.siemens.com/specifications>

Characteristic curves

[https://curves.simaris.siemens.com/curves/<mmp_prod_noCOMP="HAUPT"></mmp_prod_no>](https://curves.simaris.siemens.com/curves/<mmp_prod_noCOMP=)





L (Long Time Delay / Überlastschutz); S (Short Time Delay / Kurzschlussschutz, kurzzeitverzögerter); I (Instantaneous / Kurzschlussschutz, unverzögerter); N (Neutral Protection / Neutralistenschutz); S11 (Internal motor shutdown switch, if spring is tensioned / Interner Motorschutzschalter, wenn Feder gespannt); F4 (Undervoltage release time delayed / Unterspannungsmalierer verzögerter); F5 (Magnet for trip unit / Auslösemagnet); S1 - S8 (Auxiliary switch / Hilfschalter); Y1 (Closing coil / Einschaltmagnet);

last modified:

3/19/2021

