


Product datasheet

Specifications



light block with body/fixing collar for BA9s bulb 250V 1NO

Local distributor code:

237114138

ZB4BW061

EAN Code: 3389110891126

Main

| | |
|-------------------------------|--|
| Range of product | Harmony XB4 |
| Product or component type | Complete body/contact assembly and light block |
| Device short name | ZB4 |
| Fixing collar material | Zamak |
| Sale per indivisible quantity | 1 |
| Head type | Standard |
| Contacts type and composition | 1 NO |
| Contact operation | Slow-break |
| Connections - terminals | Screw clamp terminals, $\leq 2 \times 1.5 \text{ mm}^2$ with cable end conforming to IEC 60947-1 Screw clamp terminals, $\geq 1 \times 0.22 \text{ mm}^2$ without cable end conforming to IEC 60947-1 |
| Light source | Bulb not included |
| Bulb base | BA 9s |
| Light block supply | Direct $<2.4 \text{ W}$ |
| [Us] rated supply voltage | $\leq 250 \text{ V}$ |

Complementary

| | |
|-------------------------------|---|
| CAD overall width | 30 mm |
| CAD overall height | 47 mm |
| CAD overall depth | 37 mm |
| Terminals description ISO n°1 | (13-14)NO |
| Net weight | 0.063 kg |
| Contacts usage | Standard |
| Positive opening | Without |
| Operating travel | 2.6 mm (NO changing electrical state) 4.3 mm (total travel) |
| Operating force | 2.3 N NO changing electrical state |
| Operating torque | 0.05 N.m NO changing electrical state |
| Mechanical durability | 5000000 cycles |
| Tightening torque | 0.8...1.2 N.m conforming to IEC 60947-1 |
| Shape of screw head | Cross compatible with Philips no 1 screwdriver Cross compatible with pozidriv No 1 screwdriver Slotted compatible with flat $\varnothing 4 \text{ mm}$ screwdriver Slotted compatible with flat $\varnothing 5.5 \text{ mm}$ screwdriver |

| | |
|---|--|
| Contacts material | Silver alloy (Ag/Ni) |
| Short-circuit protection | 10 A cartridge fuse type gG conforming to IEC 60947-5-1 |
| [I_{th}] conventional free air thermal current | 10 A conforming to IEC 60947-5-1 |
| [U_i] rated insulation voltage | 600 V (pollution degree 3) conforming to IEC 60947-1 |
| [U_{imp}] rated impulse withstand voltage | 6 kV conforming to IEC 60947-1 |
| [I_e] rated operational current | 3 A at 240 V, AC-15, A600 conforming to IEC 60947-5-1 6 A at 120 V, AC-15, A600 conforming to IEC 60947-5-1 0.1 A at 600 V, DC-13, Q600 conforming to IEC 60947-5-1 0.27 A at 250 V, DC-13, Q600 conforming to IEC 60947-5-1 0.55 A at 125 V, DC-13, Q600 conforming to IEC 60947-5-1 1.2 A at 600 V, AC-15, A600 conforming to IEC 60947-5-1 |
| Electrical durability | 1000000 cycles, AC-15, 2 A at 230 V, operating rate <3600 cyc/h, load factor: 0.5 conforming to IEC 60947-5-1 appendix C 1000000 cycles, AC-15, 3 A at 120 V, operating rate <3600 cyc/h, load factor: 0.5 conforming to IEC 60947-5-1 appendix C 1000000 cycles, AC-15, 4 A at 24 V, operating rate <3600 cyc/h, load factor: 0.5 conforming to IEC 60947-5-1 appendix C 1000000 cycles, DC-13, 0.2 A at 110 V, operating rate <3600 cyc/h, load factor: 0.5 conforming to IEC 60947-5-1 appendix C 1000000 cycles, DC-13, 0.5 A at 24 V, operating rate <3600 cyc/h, load factor: 0.5 conforming to IEC 60947-5-1 appendix C |
| Electrical reliability | $\Lambda < 10\text{exp}(-6)$ at 5 V and 1 mA in clean environment conforming to IEC 60947-5-4 $\Lambda < 10\text{exp}(-8)$ at 17 V and 5 mA in clean environment conforming to IEC 60947-5-4 |
| Signalling type | Steady |
| Device presentation | Basic sub-assemblies |

Environment

| | |
|--|--|
| Protective treatment | TH |
| Ambient air temperature for storage | -40...70 °C |
| Ambient air temperature for operation | -40...70 °C |
| Electrical shock protection class | Class I conforming to IEC 60536 |
| Standards | JIS C8201-5-1 UL 508 IEC 60947-5-1 IEC 60947-5-5 IEC 60947-5-4 IEC 60947-1 CSA C22.2 No 14 JIS C8201-1 |
| Product certifications | DNV UL listed LROS (Lloyds register of shipping) BV CSA |
| Vibration resistance | 5 gn (f= 2...500 Hz) conforming to IEC 60068-2-6 |
| Shock resistance | 30 gn (duration = 18 ms) for half sine wave acceleration conforming to IEC 60068-2-27 50 gn (duration = 11 ms) for half sine wave acceleration conforming to IEC 60068-2-27 |

Packing Units

| | |
|-------------------------------------|----------|
| Unit Type of Package 1 | PCE |
| Number of Units in Package 1 | 1 |
| Package 1 Height | 4.300 cm |
| Package 1 Width | 3.500 cm |

| | |
|------------------------------|-----------|
| Package 1 Length | 5.400 cm |
| Package 1 Weight | 60.000 g |
| Unit Type of Package 2 | BB1 |
| Number of Units in Package 2 | 5 |
| Package 2 Height | 4.300 cm |
| Package 2 Width | 3.500 cm |
| Package 2 Length | 26.500 cm |
| Package 2 Weight | 303.000 g |
| Unit Type of Package 3 | S03 |
| Number of Units in Package 3 | 150 |
| Package 3 Height | 30.000 cm |
| Package 3 Width | 30.000 cm |
| Package 3 Length | 40.000 cm |
| Package 3 Weight | 9.616 kg |

Logistical informations

| | |
|-------------------|----|
| Country of origin | FR |
|-------------------|----|

Contractual warranty

| | |
|----------------------|----|
| Warranty (in months) | 18 |
|----------------------|----|



Environmental Data

Schneider Electric aims to achieve Net Zero status by 2050 through supply chain partnerships, lower impact materials, and circularity via our ongoing “Use Better, Use Longer, Use Again” campaign to extend product lifetimes and recyclability.

[Environmental Data explained >](#)

[How we assess product sustainability >](#)



Environmental footprint

Total lifecycle Carbon footprint 53

Environmental Disclosure [Product Environmental Profile](#)

Use Better



Materials and Substances

Packaging made with recycled cardboard Yes

Packaging without single use plastic Yes

[EU RoHS Directive](#)

Pro-active compliance (Product out of EU RoHS legal scope)

SCIP Number

Deee1f73-6ec6-4e21-8d08-42313aa4ca17

REACH Regulation

[REACH Declaration](#)

Use Longer



Lifetime extension

Repair No

Use Again



Repack and remanufacture

End of life manual availability [End of Life Information](#)

Take-back No

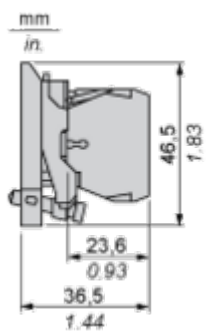
WEEE Label



The product must be disposed on European Union markets following specific waste collection and never end up in rubbish bins

Dimensions Drawings

Dimensions



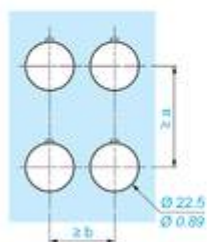
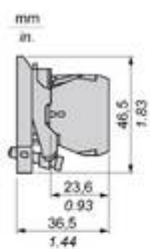
Mounting and Clearance

Panel Cut-out for Pushbuttons, Switches and Pilot Lights (Finished Holes, Ready for Installation)

| Connection by Screw Clamp Terminals or Plug-in Connectors or on Printed Circuit Board | Connection by Faston Connectors |
|---|--|
|  |  |
| <p>(1) Diameter on finished panel or support (2) 40 mm min. / 1.57 in. min. (3) 30 mm min. / 1.18 in. min. (4) $\varnothing 22.5 \text{ mm} / 0.89 \text{ in. recommended } (\varnothing 22.3 \text{ mm}_0^{+0.4} / 0.88 \text{ in.}_0^{+0.016})$ (5) 45 mm min. / 1.78 in. min. (6) 32 mm min. / 1.26 in. min.</p> | |

Technical Illustration

Dimensions



| | | a (mm) | a (in.) | b (mm) | b (in.) |
|-----------|-----------|--------|---------|--------|---------|
| | | 40 | 1.57 | 30 | 1.18 |
| ZBE..... | ZBV..... | | | | |
| | | 45 | 1.77 | 32 | 1.26 |
| ZBE.....3 | ZBV.....3 | | | | |
| | | 40 | 1.57 | 30 | 1.18 |
| ZBE.....4 | ZBV.....4 | | | | |
| | | 50 | 1.97 | 30 | 1.18 |
| ZBE.....5 | ZBV.....5 | | | | |
| | | 40 | 1.57 | 30 | 1.18 |
| ZBE.....9 | ZBV.....9 | | | | |
| ZBRT• | ZBRV1 | 40 | 1.57 | 30 | 1.18 |

Offer Marketing Illustration

Product benefits / Features

Features

Harmony XB4/XB5 Illuminated functions


- NEW universal LED Block for all colors**: Accompanied by an icon of a square with a smaller square inside. The image shows a green illuminated button with a black LED block.
- Simple stock management**: Accompanied by an icon of a person. The image shows a red illuminated button and a black LED block.
- Improved installation time and easy selection**: Accompanied by an icon of a plug. The image shows a yellow illuminated button and a black LED block.
- Improved color intensity and brightness**: Accompanied by an icon of a sun. The image shows a red illuminated button and a black LED block.

Offer Marketing Illustration

Product benefits / Features

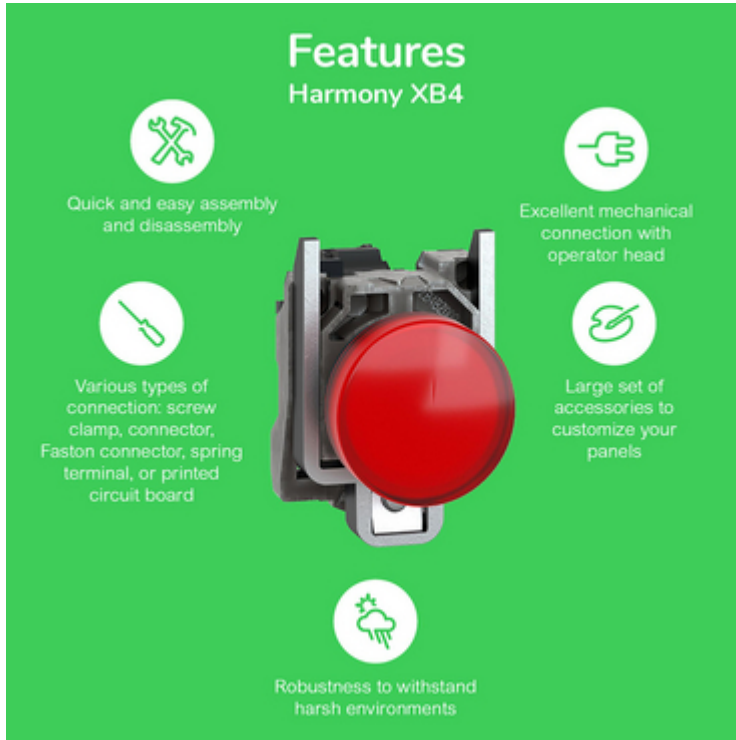
Technical Benefits

Harmony XB4



Offer Marketing Illustration

Product benefits / Features



The infographic features a central image of a red Schneider XB4 terminal block. Surrounding it are five circular icons, each with a corresponding text description of a feature. The background is a solid green color.

Features Harmony XB4






-  Quick and easy assembly and disassembly
-  Various types of connection: screw clamp, connector, Faston connector, spring terminal, or printed circuit board
-  Excellent mechanical connection with operator head
-  Large set of accessories to customize your panels
-  Robustness to withstand harsh environments

Image of product / Alternate images

Alternative

