

Product datasheet

Specifications



single contact block for head Ø22 1NC late break screw clamp terminal

Local distributor code:
390393427

ZBE202

EAN Code: 3389110177459

Main

| | |
|-------------------------------|--|
| Range of product | Harmony XB4 Harmony XB5 |
| Product or component type | Contact block |
| Device short name | ZBE |
| Sale per indivisible quantity | 5 |
| IP degree of protection | IP20 conforming to IEC 60529 |
| Contact operation | Late-break |
| Contact block type | Single |
| Contacts usage | Staggered contacts |
| Connections - terminals | Screw clamp terminals, $\leq 2 \times 1.5 \text{ mm}^2$ with cable end conforming to IEC 60947-1 Screw clamp terminals, $\geq 1 \times 0.22 \text{ mm}^2$ without cable end conforming to IEC 60947-1 |

Complementary

| | |
|--|--|
| Net weight | 0.011 kg |
| Contacts type and composition | 1 NC |
| Positive opening | With conforming to IEC 60947-5-1 appendix K |
| Operating travel | 4.3 mm (total travel) 2.4 mm (NC changing electrical state) |
| Operating force | 2 N NC changing electrical state |
| Mechanical durability | 10000000 cycles |
| Tightening torque | 0.8...1.2 N.m conforming to IEC 60947-1 |
| Shape of screw head | Cross compatible with pozidriv No 1 screwdriver Slotted compatible with flat Ø 4 mm screwdriver Slotted compatible with flat Ø 5.5 mm screwdriver |
| Contacts material | Silver alloy (Ag/Ni) |
| Short-circuit protection | 10 A cartridge fuse type gG conforming to IEC 60947-5-1 |
| [I _{th}] conventional free air thermal current | 10 A conforming to IEC 60947-5-1 |
| [U _i] rated insulation voltage | 600 V (pollution degree 3) conforming to IEC 60947-1 |
| [U _{imp}] rated impulse withstand voltage | 6 kV conforming to IEC 60947-1 |
| [I _e] rated operational current | 3 A at 240 V, AC-15, A600 conforming to IEC 60947-5-1 6 A at 120 V, AC-15, A600 conforming to IEC 60947-5-1 0.1 A at 600 V, DC-13, Q600 conforming to IEC 60947-5-1 0.27 A at 250 V, DC-13, Q600 conforming to IEC 60947-5-1 0.55 A at 125 V, DC-13, Q600 conforming to IEC 60947-5-1 1.2 A at 600 V, AC-15, A600 conforming to IEC 60947-5-1 |

| | |
|------------------------------------|--|
| Electrical durability | 1000000 cycles, AC-15, 2 A at 230 V, operating rate <3600 cyc/h, load factor: 0.5 conforming to IEC 60947-5-1 appendix C 1000000 cycles, AC-15, 3 A at 120 V, operating rate <3600 cyc/h, load factor: 0.5 conforming to IEC 60947-5-1 appendix C 1000000 cycles, AC-15, 4 A at 24 V, operating rate <3600 cyc/h, load factor: 0.5 conforming to IEC 60947-5-1 appendix C 1000000 cycles, DC-13, 0.2 A at 110 V, operating rate <3600 cyc/h, load factor: 0.5 conforming to IEC 60947-5-1 appendix C 1000000 cycles, DC-13, 0.5 A at 24 V, operating rate <3600 cyc/h, load factor: 0.5 conforming to IEC 60947-5-1 appendix C |
| Mounting of block | Front mounting |
| Electrical composition code | C1 (quantity <= 9) C2 (quantity <= 7) C3 (quantity <= 6) C4 (quantity <= 4) C5 (quantity <= 5) C6 (quantity <= 3) C7 (quantity <= 4) C8 (quantity <= 2) C9 (quantity <= 3) C12 (quantity <= 6) M1 (quantity <= 6) M2 (quantity <= 4) M3 (quantity <= 4) M5 (quantity <= 2) M6 (quantity <= 2) M7 (quantity <= 6) M8 (quantity <= 4) M9 (quantity <= 2) SF1 (quantity <= 3) SF2 (quantity <= 2) MF1 (quantity <= 2) MF2 (quantity <= 2) C10 (quantity <= 2) M4 (quantity <= 2) C13 (quantity <= 1) |

Environment

| | |
|--|--|
| Protective treatment | TH |
| Ambient air temperature for storage | -40...70 °C |
| Ambient air temperature for operation | -40...70 °C |
| Standards | IEC 60947-5-4 IEC 60947-1 JIS C8201-5-1 UL 508 CSA C22.2 No 14 IEC 60947-5-1 JIS C8201-1 |
| Product certifications | DNV UL LROS (Lloyds register of shipping) CSA BV GOST CCC |
| Vibration resistance | 5 gn (f= 2...500 Hz) conforming to IEC 60068-2-6 |
| Shock resistance | 30 gn (duration = 18 ms) for half sine wave acceleration conforming to IEC 60068-2-27 50 gn (duration = 11 ms) for half sine wave acceleration conforming to IEC 60068-2-27 |

Packing Units

| | |
|-------------------------------------|----------|
| Unit Type of Package 1 | PCE |
| Number of Units in Package 1 | 1 |
| Package 1 Height | 1.100 cm |

| | |
|------------------------------|-----------|
| Package 1 Width | 3.000 cm |
| Package 1 Length | 3.400 cm |
| Package 1 Weight | 9.000 g |
| Unit Type of Package 2 | BB1 |
| Number of Units in Package 2 | 5 |
| Package 2 Height | 6.000 cm |
| Package 2 Width | 4.500 cm |
| Package 2 Length | 5.500 cm |
| Package 2 Weight | 52.000 g |
| Unit Type of Package 3 | S03 |
| Number of Units in Package 3 | 800 |
| Package 3 Height | 30.000 cm |
| Package 3 Width | 30.000 cm |
| Package 3 Length | 40.000 cm |
| Package 3 Weight | 8.753 kg |

Logistical informations

| | |
|-------------------|----|
| Country of origin | FR |
|-------------------|----|

Contractual warranty

| | |
|----------------------|----|
| Warranty (in months) | 18 |
|----------------------|----|



Environmental Data

Schneider Electric aims to achieve Net Zero status by 2050 through supply chain partnerships, lower impact materials, and circularity via our ongoing “Use Better, Use Longer, Use Again” campaign to extend product lifetimes and recyclability.

[Environmental Data explained >](#)

[How we assess product sustainability >](#)



Environmental footprint

Total lifecycle Carbon footprint 1

Environmental Disclosure [Product Environmental Profile](#)

Use Better



Materials and Substances

Packaging made with recycled cardboard Yes

Packaging without single use plastic Yes

[EU RoHS Directive](#) Pro-active compliance (Product out of EU RoHS legal scope)

REACH Regulation [REACH Declaration](#)

Use Longer



Lifetime extension

Repair No

Use Again



Repack and remanufacture

End of life manual availability No need of specific recycling operations

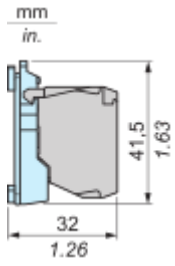
Take-back No

WEEE Label  The product must be disposed on European Union markets following specific waste collection and never end up in rubbish bins

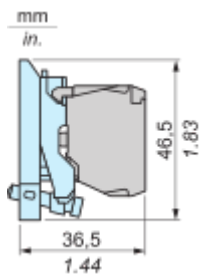
Dimensions Drawings

Dimensions

with ZB5AZ009 Fixing Collar

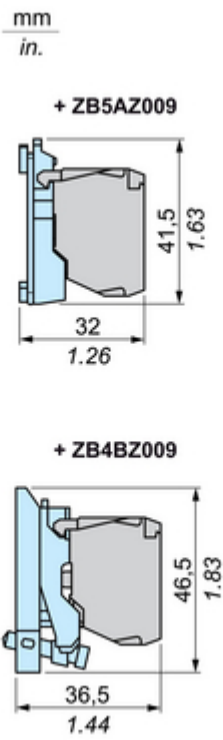


with ZB4BZ009 Fixing Collar



Technical Illustration

Dimensions




Offer Marketing Illustration

Product benefits / Features

Technical Benefits

Harmony XB4



Offer Marketing Illustration

Product benefits / Features



The infographic features a central image of a red Schneider XB4 terminal block. Surrounding this central image are five circular icons, each with a corresponding text description of a feature. The background is a solid green color.

Features Harmony XB4

-  Quick and easy assembly and disassembly
-  Various types of connection: screw clamp, connector, Faston connector, spring terminal, or printed circuit board
-  Excellent mechanical connection with operator head
-  Large set of accessories to customize your panels
-  Robustness to withstand harsh environments

Image of product / Alternate images

Alternative

