

# DEK-OE- 24DC/ 48DC/100 - Solid-state relay terminal block



2940207

<https://www.phoenixcontact.com/gb/products/2940207>

Please be informed that the data shown in this PDF document is generated from our online catalog. Please find the complete data in the user documentation. Our general terms of use for downloads are valid.



Input solid-state relay terminal block, input: 24 V DC, output: 3 - 48 V DC/100 mA, terminal block width: 6.2 mm

## Your advantages

- Actuator version available
- EB-DIK insertion bridges
- Labeling and mounting with user-friendly modular terminal blocks
- Wear-free switching of up to 24 V DC/10 A or 240 V AC/800 mA
- Integrated output protective circuit
- Integrated input circuit
- Electrical isolation between input and output at up to 2.5 kVrms
- Status indicator
- Zero voltage switch at AC output

## Commercial data

Item number	2940207
Packing unit	10 pc
Minimum order quantity	10 pc
Sales key	DK61A1
Product key	DK61A1
GTIN	4017918079901
Weight per piece (including packing)	20.83 g
Weight per piece (excluding packing)	20.53 g
Customs tariff number	85364190
Country of origin	CN

# DEK-OE- 24DC/ 48DC/100 - Solid-state relay terminal block



2940207

<https://www.phoenixcontact.com/gb/products/2940207>

## Technical data

### Notes

Note on application	Use of EB 80-DIK... bridges in the DEK terminal blocks: Absorption of humidity from the ambient air as well as an unfavorable tolerance between a larger number of DEK terminal blocks and the EB 80-DIK... bridge may cause (minor) expansion of the DEK housing. When the EB 80-DIK... bridges are used, therefore, it is recommended that these be disconnected after about 10 to 12 DEK terminal blocks and a wire bridge to the next DEK terminal block be inserted in their place.
---------------------	---

### Product properties

Product family	DEK
Application	Output function
Operating mode	100% operating factor

#### Insulation characteristics: Standards/regulations

Insulation	Basic insulation
Overvoltage category	III
Pollution degree	2

#### Data management status

Date of last data management	15.09.2025
------------------------------	------------

### Electrical properties

Maximum power dissipation for nominal condition	10 mW
Test voltage (Input/output)	2.5 kV AC (Input/output)

### Input data

Nominal input voltage $U_N$	24 V DC
Input voltage range in reference to $U_N$	0.8 ... 1.2
Input voltage range	19.2 V DC ... 28.8 V DC
Switching threshold "0" signal in reference to $U_N$	$\leq 0.4$
Switching threshold "1" signal in reference to $U_N$	$\geq 0.8$
Typical input current at $U_N$	7 mA
Typical response time	20 $\mu$ s
Typical turn-off time	200 $\mu$ s
Operating voltage display	Green LED
Protective circuit	Reverse polarity protection
Transmission frequency	300 Hz

### Output data

Contact switching type	1 N/O contact
Design of digital output	electronic
Output voltage range	3 V DC ... 48 V DC
Limiting continuous current	100 mA

# DEK-OE- 24DC/ 48DC/100 - Solid-state relay terminal block



2940207

<https://www.phoenixcontact.com/gb/products/2940207>

Voltage drop at max. limiting continuous current	≤ 0.9 V
Output circuit	2-conductor floating, 3-conductor ground-referenced
Protective circuit	Reverse polarity protection; Polarity protection diode Freewheeling diode; Freewheeling diode
Output resistor	approx. 22 kΩ (for 3-conductor operation)

## Connection data

Connection method	Screw connection
Stripping length	8 mm
Screw thread	M3
Conductor cross-section rigid	0.2 mm <sup>2</sup> ... 2.5 mm <sup>2</sup>
Conductor cross-section flexible	0.2 mm <sup>2</sup> ... 2.5 mm <sup>2</sup>
Conductor cross-section AWG	24 ... 14
Tightening torque	0.4 Nm ... 0.5 Nm

## Dimensions

Width	6.2 mm
Height	80 mm
Depth	56 mm

## Material specifications

Color	green (RAL 6021)
-------	------------------

## Environmental and real-life conditions

### Ambient conditions

Ambient temperature (operation)	-20 °C ... 60 °C
Ambient temperature (storage/transport)	-40 °C ... 70 °C

## Standards and regulations

### Standards/regulations

Standards/regulations	IEC 60947-5-1
-----------------------	---------------

## Mounting

Mounting type	DIN rail mounting
Assembly note	in rows with zero spacing
Mounting position	any

# DEK-OE- 24DC/ 48DC/100 - Solid-state relay terminal block





2940207


<https://www.phoenixcontact.com/gb/products/2940207>

## Approvals

To download certificates, visit the product detail page: <https://www.phoenixcontact.com/gb/products/2940207>

 <b>cUL Recognized</b> Approval ID: E238705				
	Nominal voltage $U_N$	Nominal current $I_N$	Cross section AWG	Cross section $\text{mm}^2$
keine				
	-	-	30 - 14	-

 <b>UL Recognized</b> Approval ID: E238705				
	Nominal voltage $U_N$	Nominal current $I_N$	Cross section AWG	Cross section $\text{mm}^2$
keine				
	-	-	30 - 14	-

 <b>EAC</b> Approval ID: RU C-DE.A*30.B.01742				
---	--	--	--	--

# DEK-OE- 24DC/ 48DC/100 - Solid-state relay terminal block



2940207

<https://www.phoenixcontact.com/gb/products/2940207>

## Classifications

### ECLASS

ECLASS-13.0	27371604
ECLASS-15.0	27371604

### ETIM

ETIM 10.0	EC001504
-----------	----------

### UNSPSC

UNSPSC 21.0	39122300
-------------	----------

# DEK-OE- 24DC/ 48DC/100 - Solid-state relay terminal block



2940207

<https://www.phoenixcontact.com/gb/products/2940207>

## Environmental product compliance

### EU RoHS

Fulfills EU RoHS substance requirements	Yes
Exemption	7(a), 7(c)-I

### China RoHS

Environment friendly use period (EFUP)	EFUP-50
	An article-related China RoHS declaration table can be found in the download area for the respective article under "Manufacturer declaration". For all articles with EFUP-E, no China RoHS declaration table issued and required.

### EU REACH SVHC

REACH candidate substance (CAS No.)	Hexahydromethylphthalic anhydride(CAS: n/a)
	Lead(CAS: 7439-92-1)
SCIP	f9c4e29b-a9d2-49b5-bea0-36cdcfae1456

Phoenix Contact 2026 © - all rights reserved  
<https://www.phoenixcontact.com>

PHOENIX CONTACT Ltd  
Halesfield 13, Telford  
Shropshire, TF7 4PG  
01952 681700  
[info@phoenixcontact.co.uk](mailto:info@phoenixcontact.co.uk)