

PRO ECO3 120W 24V 5A II

Weidmüller Interface GmbH & Co. KG
 Klingenbergstraße 26
 D-32758 Detmold
 Germany

www.weidmueller.com



The new PROeco 2nd generation power supplies maximise the availability of automation applications. The twelve-part series offers standard functions: with high performance, efficiency and suitability for many systems. The three-colour LED makes service activities and the integration of PROeco devices particularly easy. The series is compatible with DC UPS, electronic load monitoring and diode modules and is suitable for setting up power management systems. The compact design suits space-constrained applications, such as flat control cabinets in the field.

General ordering data

Version	Power supply, switch-mode power supply unit, 24 V
Order No.	3025620000
Type	PRO ECO3 120W 24V 5A II
GTIN (EAN)	4099986952010
Qty.	1 items

PRO ECO3 120W 24V 5A II

Weidmüller Interface GmbH & Co. KG
 Klingenbergstraße 26
 D-32758 Detmold
 Germany

www.weidmueller.com

Technical data
Approvals

Approvals



ROHS	Conform
UL File Number Search	UL Website
Certificate No. (cURus)	E255651
Certificate no. (cULus)	E258476

Dimensions and weights

Depth	125 mm	Depth (inches)	4.9212 inch
Height	130 mm	Height (inches)	5.1181 inch
Width	31 mm	Width (inches)	1.2205 inch
Net weight	570 g		

Temperatures

Storage temperature	-40 °C...85 °C	Operating temperature	-25 °C...70 °C
Start-up	≥ -40 °C	Humidity	5...95 % rel. humidity, no condensation

Environmental Product Compliance

RoHS Compliance Status	Compliant with exemption
RoHS Exemption (if applicable/known)	6c, 7a, 7cl
REACH SVHC	Lead 7439-92-1, Lead monoxide 1317-36-8
SCIP	cc530c6d-a7ac-41ec-a2b4-caa3b47dbe25

Rated data UL

Certificate No. (cURus)	E255651
-------------------------	---------

Input

Connection system	Screw connection	
AC input voltage range	3 x 320...3 x 575 V AC / 2 x 360...2 x 575 V AC	
Recommended back-up fuse	2 A / DI, safety fuse 4 A, Char. B, circuit breaker 2...3 A, Char. C circuit breaker	
Frequency range AC	45...65 Hz	
Rated input voltage	3 x 400...3 x 500 V AC (wide-range input)	
Surge protection	Varistor	
Input fuse	internal	
Wire connection method	Screw connection	
DC input voltage range	450...800 V DC	
Current consumption in relation to the input voltage	Voltage type	3-phase AC
	Input voltage	400 V
	Input current	0.37 A
	Voltage type	3-phase AC
	Input voltage	500 V
	Input current	0.32 A
	Voltage type	DC
	Input voltage	450 V
	Input current	0.31 A

PRO ECO3 120W 24V 5A II
Weidmüller Interface GmbH & Co. KG

 Klingenbergstraße 26
 D-32758 Detmold
 Germany

www.weidmueller.com
Technical data

	Voltage type	DC
	Input voltage	800 V
	Input current	0.18 A
Line regulation (typ.)	1 %	
Nominal power consumption	136.4 VA	
Inrush current (typ.)	30 A	
Load regulation (typ.)	2 %	
Start-up time, max.	1 s	

Output

Output power	120 W	
Max. residual ripple	<50 mVPP / bandwidth 20 MHz	
Connection system	Screw connection	
Rated output voltage	24 V DC	
Parallel connection option	yes, max. 3	
Overload protection	Yes	
Output voltage, max.	28 V	
Output voltage, min.	22 V	
Wire connection method	Screw connection	
Output voltage, note	(adjustable via potentiometer)	
Nominal output current for U _{nom}	5 A @ 55 °C	
Line regulation (typ.)	1 %	
Capacitive load	unrestricted	
Mains failure bridge-over time	Mains failure bridge-over time, min.	32 ms
	Input voltage type	AC
	Input voltage	400 V
	Output current	5 A
	Output voltage	24 V
	Mains failure bridge-over time, min.	62 ms
	Input voltage type	AC
	Input voltage	500 V
	Output current	5 A
	Output voltage	24 V
Protection against inverse voltage	Yes	
Continuous output current @ U _{Nominal}	3.125 A @ 70°C	
Load regulation (typ.)	2 %	
Ramp-up time	≤ 100 ms	

General data

AC failure bridging time @ I _{nom}	> 55 ms at 3 x 500 V AC / > 25 ms at 3 x 400 V AC	
Degree of efficiency	Typ.: 87,8% @ 400 V AC, Typ.: 86,6% @ 480 V AC	
Humidity	5...95 % rel. humidity, no condensation	
Protection degree	IP20	
Surge voltage category	II	
Mounting position, installation notice	on terminal rail TS 35	
Housing version	Metal, corrosion resistant	
Protection against reverse voltages from the load	30...35 V DC	
Power factor	Power factor typical	0.45
	Input voltage	400 V
	Ambient temperature	25 °C
	Output power	120 W
Earth leakage current, max.	3.5 mA	
Power loss, idling	4.5 W	
Short-circuit protection	Yes	
Power loss, nominal load	16 W	

PRO ECO3 120W 24V 5A II

Weidmüller Interface GmbH & Co. KG

Klingenbergstraße 26
D-32758 Detmold
Germany

www.weidmueller.com

Technical data

Protection against over-heating Yes

EMC / shock / vibration

Limiting of mains voltage harmonic currents	EN 61000-3-2	Shock resistance IEC 60068-2-27	30 g in all directions
Noise emission in accordance with EN55032	Class B	Interference immunity test acc. to	EN 61000-4-2 (ESD), EN 61000-4-3 (RS), EN 61000-4-4 (burst), EN 61000-4-5 (surge), EN 61000-4-6 (conducted), EN61000-4-8 (Fields), EN 61000-4-11 (Dips), IEC 61000-6-1, IEC 61000-6-2, IEC 61000-6-3, IEC 61000-6-4
Vibration resistance IEC 60068-2-6	0.7 g		

Insulation coordination

Surge voltage category	II	Pollution severity	2
Protection class	I, with PE connection	Insulation voltage, input/output	4 kV
Insulation voltage input / earth	3 kV	Insulation voltage output / earth	0.5 kV

Electrical safety (applied standards)

Electrical machine equipment	Acc. to EN60204	Safety extra-low voltage	SELV acc. to IEC 61010-1, PELV acc. to IEC 61010-2-201
Safety transformers for switch-mode power supplies	According to EN 61558-2-16		

Connection data (input)

Connection system	Screw connection	Number of terminals	4 for L1/L2/L3/PE
Screwdriver blade	0.8 x 4.0	Conductor cross-section, AWG/kcmil , max.	10 AWG
Conductor cross-section, AWG/kcmil , min.	20 AWG	Wire connection cross section, flexible (input), max.	4 mm ²
Conductor cross-section, flexible , min.	0.22 mm ²	Conductor cross-section, rigid , max.	6 mm ²
Conductor cross-section, rigid , min.	0.18 mm ²	Tightening torque, min.	0.5 Nm
Stripping length (input)	8 mm	Tightening torque, max.	0.6 Nm

Connection data (output)

Connection system	Screw connection	Number of terminals	4 (++ / -)
Conductor cross-section, AWG/kcmil , max.	12 AWG	Conductor cross-section, AWG/kcmil , min.	26 AWG
Conductor cross-section, flexible , max.	4 mm ²	Conductor cross-section, flexible , min.	0.5 mm ²
Conductor cross-section, rigid , max.	6 mm ²	Conductor cross-section, rigid , min.	0.5 mm ²
Stripping length (output)	6 mm	Tightening torque, min.	0.5 Nm
Screwdriver blade	0.6 x 3.5	Tightening torque, max.	0.6 Nm

Connection data (signal)

Wire connection cross-section, flexible (signal), max.	1.5 mm ²	Stripping length (Signal)	8 mm
Wire cross-section, AWG/kcmil , max.	14	Wire cross-section, solid , min.	0.2 mm ²

PRO ECO3 120W 24V 5A II

Weidmüller Interface GmbH & Co. KG
 Klingenbergstraße 26
 D-32758 Detmold
 Germany

www.weidmueller.com

Technical data

Wire cross-section, solid , max.	1.5 mm ²	Wire connection cross-section, flexible (signal), min.	0.2 mm ²
Number of terminals	2	Wire cross-section, AWG/kcmil , min.	28 mm ²

Signalling

Floating contact	Yes	LED green	Operating voltage OK
Contact load (NO contact)	max. 30 V DC / 1 A		

Classifications

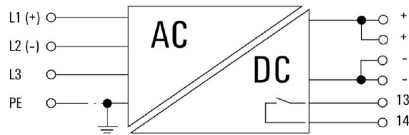
ETIM 8.0	EC002540	ETIM 9.0	EC002540
ETIM 10.0	EC002540	ECLASS 14.0	27-04-07-01
ECLASS 15.0	27-04-07-01		

PRO ECO3 120W 24V 5A II

Weidmüller Interface GmbH & Co. KG
 Klingenbergstraße 26
 D-32758 Detmold
 Germany

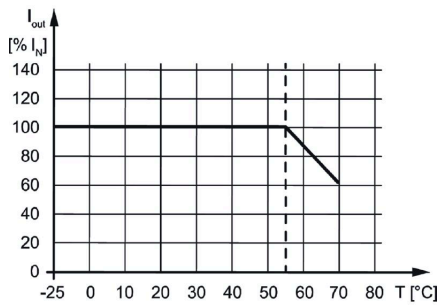
Drawings

www.weidmueller.com



Status indicator and status relay

Operational status	Status LED	Relay contact (NO)
Fault-free operation: $U_{out} > 90\%$ of the set voltage	green	closed
Fault: $U_{out} \leq 85\%$ of the set voltage	red	opened
Overload pre-warning: $I_{out} > 90\% I_N$ (tolerance: $\pm 5\%$) and $U_{out} > 90\%$ of the set voltage	yellow	closed




PRO ECO3 120W 24V 5A II

Weidmüller Interface GmbH & Co. KG
 Klingenbergstraße 26
 D-32758 Detmold
 Germany

www.weidmueller.com

Accessories

Slotted screwdriver



VDE insulated screwdriver sets, for working on live parts up to 1000 V AC and 1500 V DC, DIN EN 60900. IEC 900. Each piece is "GS" safety tested. Blade made from fully hardened, high-alloy chromium-vanadium-molybdenum steel, gun-metal finish.

General ordering data

Type	SDIS SLIM 0.6X3.5X100	Version	
Order No.	2749610000	Mounting tool, Blade width (B): 3.5 mm, Blade length: 100 mm, Blade thickness (A): 0.6 mm	
GTIN (EAN)	4050118896350		
Qty.	1 ST		

Crosshead screwdriver, Pozidrive




VDE insulated screwdriver sets, for working on live parts up to 1000 V AC and 1500 V DC, DIN EN 60900. IEC 900. Each piece is "GS" safety tested. Blade made from fully hardened, high-alloy chromium-vanadium-molybdenum steel, gun-metal finish.

General ordering data

Type	SDIK SLIM PZ1 X 80	Version	
Order No.	2749670000	Screwdriver, Blade width (B): 1 mm, 80 mm, Blade thickness (A): 1	
GTIN (EAN)	4050118896411		
Qty.	1 ST		

End bracket



Weidmüller's range of products includes end brackets that guarantee a permanent, reliable mounting on the terminal rail and prevent sliding. Versions with and without screws are available. The end brackets include marking options, also for group markers, and also a test plug holder.

General ordering data

Type	WEW 35/1 V0 GF SW	Version	
Order No.	1478990000	End bracket, black, TS 35, V-0, Wemid, Width: 12 mm, 130 °C	
GTIN (EAN)	4050118286892		
Qty.	50 ST		

PRO ECO3 120W 24V 5A II


Weidmüller Interface GmbH & Co. KG
 Klingenbergstraße 26
 D-32758 Detmold
 Germany

www.weidmueller.com

Accessories

Type	WEW 35/2 V0 GF SW	Version
Order No.	1479000000	End bracket, black, TS 35, V-0, Wemid, Width: 8 mm, 130 °C
GTIN (EAN)	4050118286779	
Qty.	50 ST	
Type	WEW 35/1 SW	Version
Order No.	1162600000	End bracket, black, TS 35, V-2, Wemid, Width: 12 mm, 100 °C
GTIN (EAN)	4032248972630	
Qty.	50 ST	

Installation



Mounting accessory for Weidmüller Power Supplies.

General ordering data

Type	MTA 30 BK	Version
Order No.	1168970000	Electronics housings, Mounting flange, Accessories
GTIN (EAN)	4032248960965	
Qty.	45 ST	