

Product datasheet

Specifications



Complete body/light block assembly, Harmony XB4, metal, universal LED, body/fixing collar, 230...240V AC

Local distributor code:

237093453

ZB4BVM1

EAN Code: 3389110892482

Main

| | |
|-------------------------------|--|
| Range of product | Harmony XB4 |
| Product or component type | Complete body/light block assembly |
| Device short name | ZB4 |
| Fixing collar material | Zamak |
| Sale per indivisible quantity | 1 |
| Connections - terminals | Screw clamp terminals, $\leq 2 \times 1.5 \text{ mm}^2$ with cable end Screw clamp terminals, $\geq 1 \times 0.22 \text{ mm}^2$ without cable end |
| Light source | Universal LED |
| Bulb base | Integral LED |
| Light source colour | White |
| [Us] rated supply voltage | 230...240 V AC at 50/60 Hz |

Complementary

| | |
|--|---|
| CAD overall width | 30 mm |
| CAD overall height | 47 mm |
| CAD overall depth | 37 mm |
| Terminals description ISO n°1 | (X1-X2)PL |
| Net weight | 0.054 kg |
| Tightening torque | 0.8...1.2 N.m conforming to IEC 60947-1 |
| Shape of screw head | Cross compatible with Philips no 1 screwdriver Cross compatible with pozidriv No 1 screwdriver Slotted compatible with flat $\varnothing 4 \text{ mm}$ screwdriver Slotted compatible with flat $\varnothing 5.5 \text{ mm}$ screwdriver |
| [Ui] rated insulation voltage | 600 V (pollution degree 3) conforming to IEC 60947-1 |
| [Uimp] rated impulse withstand voltage | 6 kV conforming to IEC 60947-1 |
| Signalling type | Steady |
| Supply voltage limits | 195...264 V AC |
| Current consumption | 14 mA |
| Service life | 100000 h at rated voltage and 25 °C |
| Surge withstand | 1 kV conforming to IEC 61000-4-5 |
| Device presentation | Basic sub-assemblies |

Environment

| | |
|--|--|
| Protective treatment | TH |
| Ambient air temperature for storage | -40...70 °C |
| Ambient air temperature for operation | -40...70 °C |
| Electrical shock protection class | Class I conforming to IEC 60536 |
| Standards | JIS C8201-5-1 UL 508 IEC 60947-1 CSA C22.2 No 14 IEC 60947-5-1 IEC 60947-5-4 IEC 60947-5-5 JIS C8201-1 |
| Product certifications | DNV UL listed LROS (Lloyds register of shipping) BV CSA |
| Vibration resistance | 5 gn (f= 2...500 Hz) conforming to IEC 60068-2-6 |
| Shock resistance | 30 gn (duration = 18 ms) for half sine wave acceleration conforming to IEC 60068-2-27 50 gn (duration = 11 ms) for half sine wave acceleration conforming to IEC 60068-2-27 |
| Resistance to fast transients | 2 kV conforming to IEC 61000-4-4 |
| Resistance to electromagnetic fields | 10 V/m conforming to IEC 61000-4-3 |
| Resistance to electrostatic discharge | 6 kV on contact (on metal parts) conforming to IEC 61000-2-6 8 kV in free air (in insulating parts) conforming to IEC 61000-2-6 |
| Electromagnetic emission | Class B conforming to IEC 55011 |

Packing Units

| | |
|-------------------------------------|------------|
| Unit Type of Package 1 | PCE |
| Number of Units in Package 1 | 1 |
| Package 1 Height | 5.600 cm |
| Package 1 Width | 3.400 cm |
| Package 1 Length | 5.400 cm |
| Package 1 Weight | 52.000 g |
| Unit Type of Package 2 | S03 |
| Number of Units in Package 2 | 200 |
| Package 2 Height | 30.000 cm |
| Package 2 Width | 30.000 cm |
| Package 2 Length | 40.000 cm |
| Package 2 Weight | 10.897 kg |
| Unit Type of Package 3 | P06 |
| Number of Units in Package 3 | 1600 |
| Package 3 Height | 75.000 cm |
| Package 3 Width | 60.000 cm |
| Package 3 Length | 80.000 cm |
| Package 3 Weight | 100.548 kg |

Logistical informations

Country of origin FR

Contractual warranty

Warranty (in months) 18



Environmental Data

Schneider Electric aims to achieve Net Zero status by 2050 through supply chain partnerships, lower impact materials, and circularity via our ongoing “Use Better, Use Longer, Use Again” campaign to extend product lifetimes and recyclability.

[Environmental Data explained >](#)

[How we assess product sustainability >](#)



Environmental footprint

| | |
|--|----------------|
| Total lifecycle Carbon footprint | 40 kg CO2 eq. |
| Carbon footprint of the manufacturing phase [A1 to A3] | 0.4 kg CO2 eq. |
| Carbon footprint of the distribution phase [A4] | 0 kg CO2 eq. |
| Carbon footprint of the installation phase [A5] | 0 kg CO2 eq. |
| Carbon footprint of the use phase [B2, B3, B4, B6] | 39 kg CO2 eq. |
| Carbon footprint of the end-of-life phase [C1 to C4] | 0.1 kg CO2 eq. |

Use Better



Materials and Substances

| | |
|--|--|
| Packaging made with recycled cardboard | Yes |
| Packaging without single use plastic | Yes |
| EU RoHS Directive | Pro-active compliance (Product out of EU RoHS legal scope) |
| SCIP Number | E148b25a-d37b-4237-bc1f-74823046728d |
| REACH Regulation | REACH Declaration |

Use Longer



Lifetime extension

| | |
|--------|----|
| Repair | No |
|--------|----|

Use Again

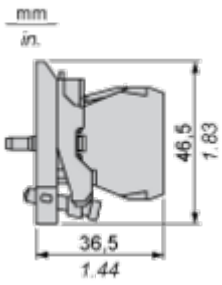


Repack and remanufacture

| | |
|---------------------------------|---|
| End of life manual availability | End of Life Information |
| Take-back | No |
| WEEE Label |  The product must be disposed on European Union markets following specific waste collection and never end up in rubbish bins |

Dimensions Drawings

Dimensions



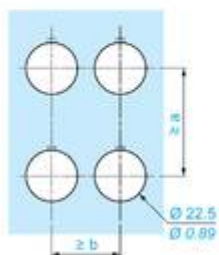
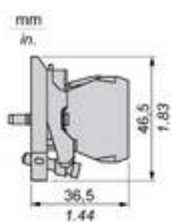
Mounting and Clearance

Panel Cut-out for Pushbuttons, Switches and Pilot Lights (Finished Holes, Ready for Installation)

| Connection by Screw Clamp Terminals or Plug-in Connectors or on Printed Circuit Board | Connection by Faston Connectors |
|---|--|
|  |  |
| <p>(1) Diameter on finished panel or support (2) 40 mm min. / 1.57 in. min. (3) 30 mm min. / 1.18 in. min. (4) $\varnothing 22.5 \text{ mm} / 0.89 \text{ in. recommended } (\varnothing 22.3 \text{ mm }_0^{+0.4} / 0.88 \text{ in. }_0^{+0.016})$ (5) 45 mm min. / 1.78 in. min. (6) 32 mm min. / 1.26 in. min.</p> | |

Technical Illustration

Dimensions



| | | a (mm) | a (in.) | b (mm) | b (in.) |
|-----------|-----------|--------|---------|--------|---------|
| | | 40 | 1.57 | 30 | 1.18 |
| ZBE..... | ZBV..... | | | | |
| | | 45 | 1.77 | 32 | 1.26 |
| ZBE.....3 | ZBV.....3 | | | | |
| | | 40 | 1.57 | 30 | 1.18 |
| ZBE.....4 | ZBV.....4 | | | | |
| | | 50 | 1.97 | 30 | 1.18 |
| ZBE.....5 | ZBV.....5 | | | | |
| | | 40 | 1.57 | 30 | 1.18 |
| ZBE.....9 | ZBV.....9 | | | | |
| | | 40 | 1.57 | 30 | 1.18 |
| ZBRT• | ZBRV1 | | | | |

Offer Marketing Illustration

Product benefits / Features

Features

Harmony XB4/XB5 Illuminated functions


- NEW universal LED Block for all colors
- Simple stock management
- Improved installation time and easy selection
- Improved color intensity and brightness

Offer Marketing Illustration

Product benefits / Features

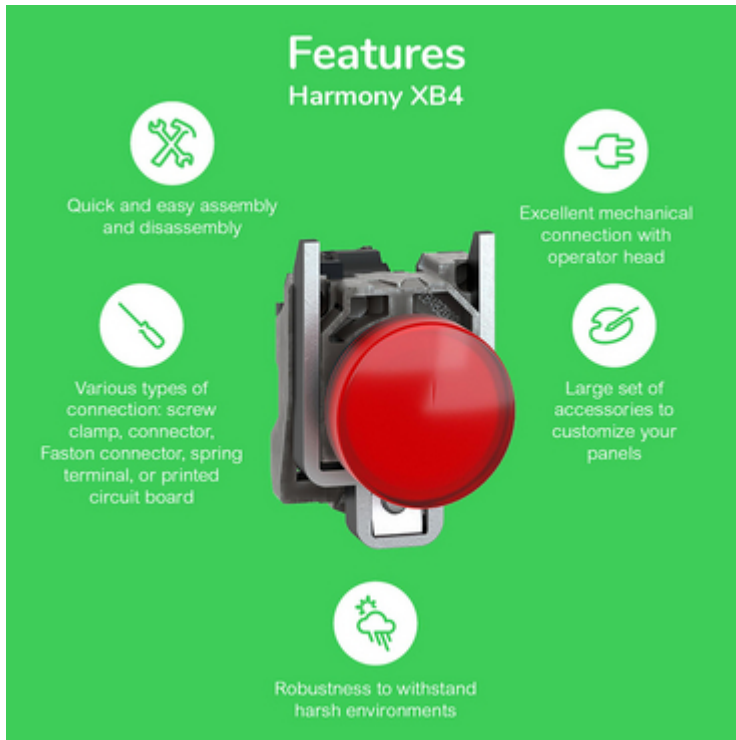
Technical Benefits

Harmony XB4



Offer Marketing Illustration

Product benefits / Features



The infographic features a central image of a red Schneider XB4 terminal block. Surrounding it are five circular icons, each with a corresponding text description of a feature. The background is a solid green color.

Features Harmony XB4






-  Quick and easy assembly and disassembly
-  Various types of connection: screw clamp, connector, Faston connector, spring terminal, or printed circuit board
-  Excellent mechanical connection with operator head
-  Large set of accessories to customize your panels
-  Robustness to withstand harsh environments

Image of product / Alternate images

Alternative

