

Product datasheet

Specifications



10" wide screen touch panel, 16M colors, COM x 2, ETH x 1, USB host / device, RTC, DC24V

HMIET6500

EAN Code: 3606481033468

Main

Range of product	Easy Harmony ET6
Product or component type	Touch panel screen
Software package	Vijeo Designer Basic
Processor name	ARM Cortex-A8

Complementary

Display size	10 inch
Display type	Colour TFT LCD
Display colour	16 million colours
Display resolution	1024 x 600 pixels WSVGA
Touch panel	Single touch analogue resistive
Brightness	16 levels
Character font	ASCII ASCII (European characters) Chinese (simplified Chinese) Japanese (ANK, Kanji) Katakana Korean Taiwanese (traditional Chinese)
[Us] rated supply voltage	24 V DC +/- 20 %
Inrush current	30 A
Local signalling	Status LED green, steady for operating Status LED orange, steady for software starting up Status LED red, steady for power supply (ON) Status LED, off for power supply (OFF)
Power consumption in W	11 W
Number of pages	200 application pages
Port Ethernet	10/100BASE
Memory description	Device memory 256 MB User data memory 256 MB Backup memory 128 kB
Integrated connection type	1 COM1 serial link - 1 SUB-D 9-pin male - RS232C (rate: 2400...115200 bps)bottom 1 COM2 serial link - 1 SUB-D 9-pin male - RS422/RS485 (rate: 2400...115200 bps)bottom COM2 serial link (rate: 2400...187500 bps)bottom 1 Ethernetbottom 1 USB 2.0 type Aback 1 USB 2.0 type micro Bback
Supply	External supply

Disclaimer: This documentation is not intended as a substitute for and is not to be used for determining suitability or reliability of these products for specific user applications

Realtime clock	Built-in 0...50 °C Built-in 10...90 % RH
Downloadable protocols	Modbus Uni-TE Third party protocols
Product brand	Schneider Electric
Fixing mode	By 4 screws, mounting on 1.6...5 mm thick panel
Cut-out dimensions	255 x 185 mm panel cut dimension
Height	201 mm
Width	271 mm
Depth	47 mm
Net weight	0.99 kg

Environment

Immunity to microbreaks	5 ms
Enclosure material	PC
Front material	Plastic
Standards	IEC 61000-6-4 IEC 61000-6-2 IEC 61131-2 UL 61010-2-201 CSA C22.2 No 61010-1-201
Product certifications	CE UL EAC (pending) KC-Mark (pending)
Directives	2014/35/EU - low voltage directive 2014/30/EU - electromagnetic compatibility
Ambient air temperature for operation	0...50 °C
Ambient air temperature for storage	-20...60 °C
Relative humidity	10...90 % non-condensing
Operating altitude	2000 m
IP degree of protection	IP20 (rear panel) conforming to IEC 61131-2 IP65 (front panel) conforming to IEC 61131-2
Shock resistance	147 m/s ² for 11 ms (X, Y, Z directions for 3 times) conforming to IEC 61131-2
Vibration resistance	+/- 3.5 mm (f = 5...9 Hz) X, Y, Z directions for 10 cycles (approx. 100 min) conforming to IEC 61131-2 9.8 m/s ² (f = 9...150 Hz)
Electromagnetic compatibility	Electrical fast transient/burst immunity test - test level: 2 kV (power ports) conforming to IEC 61000-4-4 Electrical fast transient/burst immunity test - test level: 1 kV (signal ports) Electrostatic discharge immunity test - test level: 6 kV (contact discharge) conforming to IEC 61000-4-2 level 3 Electrostatic discharge immunity test - test level: 8 kV (air discharge)

Packing Units

Unit Type of Package 1	PCE
Number of Units in Package 1	1
Package 1 Height	11.000 cm
Package 1 Width	25.000 cm

Package 1 Length	37.000 cm
Package 1 Weight	1.557 kg
Unit Type of Package 2	S04
Number of Units in Package 2	5
Package 2 Height	30.000 cm
Package 2 Width	40.000 cm
Package 2 Length	60.000 cm
Package 2 Weight	8.687 kg

Logistical informations

Country of origin ID

Contractual warranty

Warranty (in months) 18



Environmental Data

Schneider Electric aims to achieve Net Zero status by 2050 through supply chain partnerships, lower impact materials, and circularity via our ongoing “Use Better, Use Longer, Use Again” campaign to extend product lifetimes and recyclability.

[Environmental Data explained >](#)

[How we assess product sustainability >](#)



Environmental footprint

Total lifecycle Carbon footprint	1 108 kg CO2 eq.
Environmental Disclosure	Product Environmental Profile
Carbon footprint of the manufacturing phase [A1 to A3]	225 kg CO2 eq.
Carbon footprint of the distribution phase [A4]	0.1 kg CO2 eq.
Carbon footprint of the installation phase [A5]	0 kg CO2 eq.
Carbon footprint of the use phase [B2, B3, B4, B6]	882 kg CO2 eq.
Carbon footprint of the end-of-life phase [C1 to C4]	0.3 kg CO2 eq.

Use Better



Materials and Substances

F-gas free	Only air and vacuum used for insulation / breaking, no F-gas including SF6
Packaging made with recycled cardboard	Yes
Packaging without single use plastic	No
EU RoHS Directive	Compliant with Exemptions
SCIP Number	Fb517918-35ee-4cc6-8104-c869784aec43
REACH Regulation	REACH Declaration
PVC free	No
Silicone-free	No

Use Longer



Lifetime extension

Repair	No
--------	----

Use Again



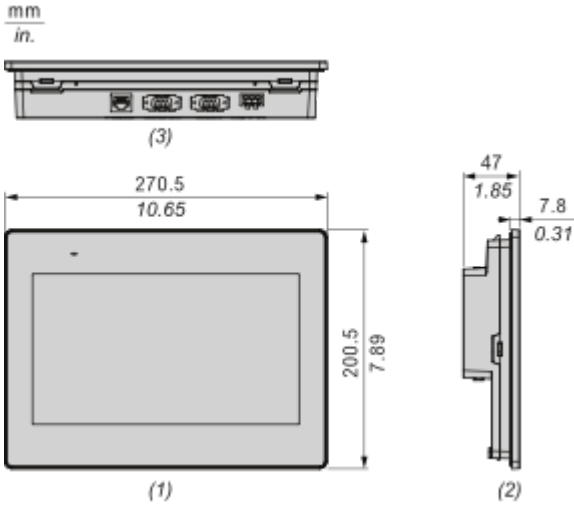
Repack and remanufacture

End of life manual availability	End of Life Information
Removable battery	User replaceable
Take-back	No
WEEE Label	 The product must be disposed on European Union markets following specific waste collection and never end up in rubbish bins

Dimensions Drawings

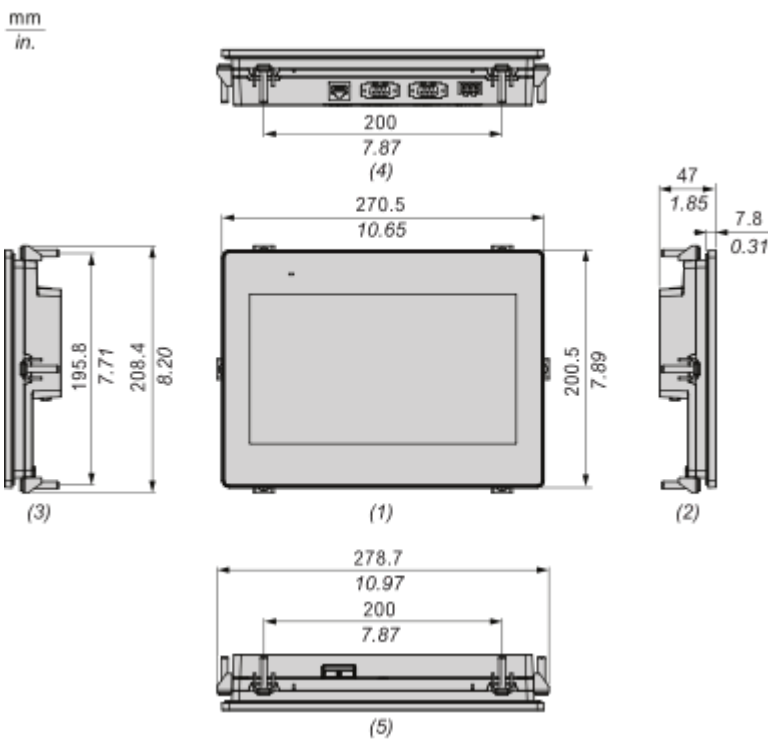
Dimensions

External Dimensions



- (1): Front
- (2): Left
- (3): Bottom

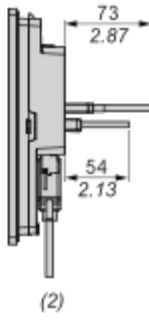
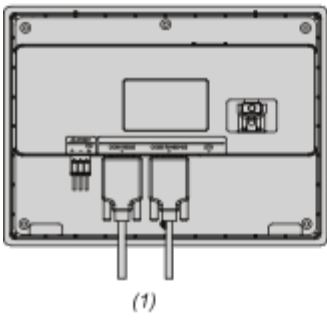
Dimensions with Installation Fasteners



- (1): Front
- (2): Left
- (3): Right
- (4): Bottom
- (5): Top

Dimensions with Cables

mm
in.



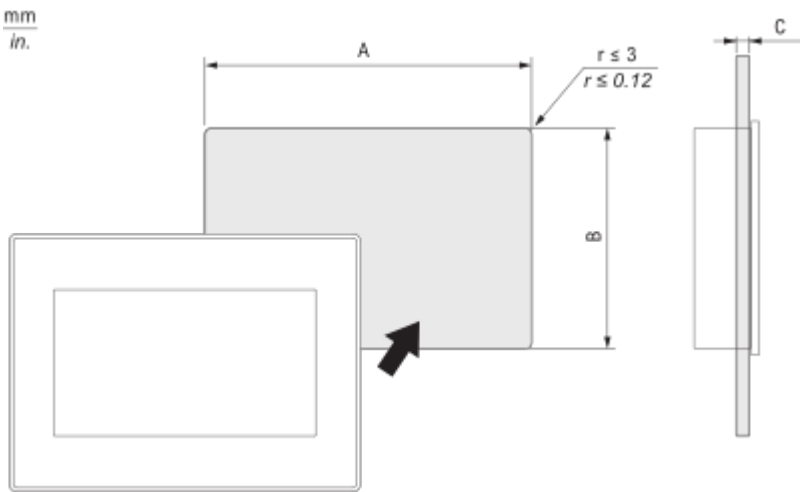
(1): Back

(2): Left

Mounting and Clearance

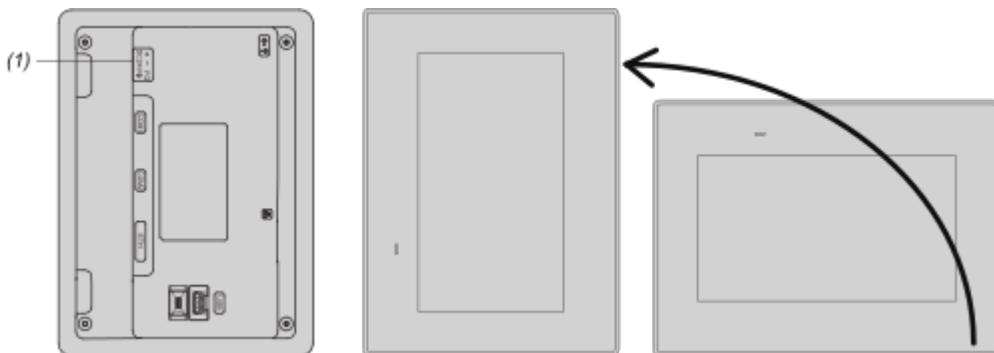
Mounting

Panel Cut Dimension



A		B		C	
mm	in.	mm	in.	mm	in.
255 (+1, -0)	10.04 (+0.04, -0)	185 (+1, -0)	7.28 (+0.04, -0)	1.6...5	0.06...0.2

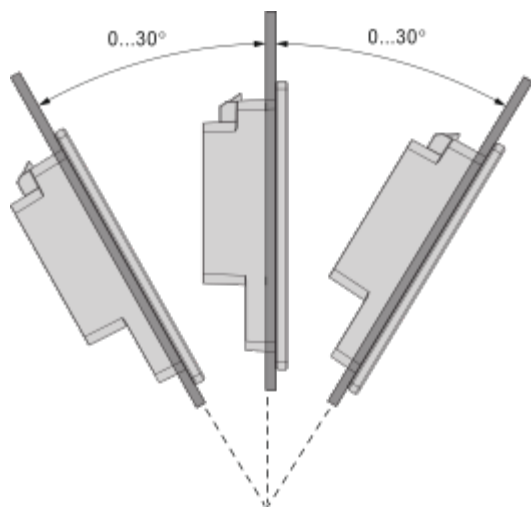
Mounting Orientation



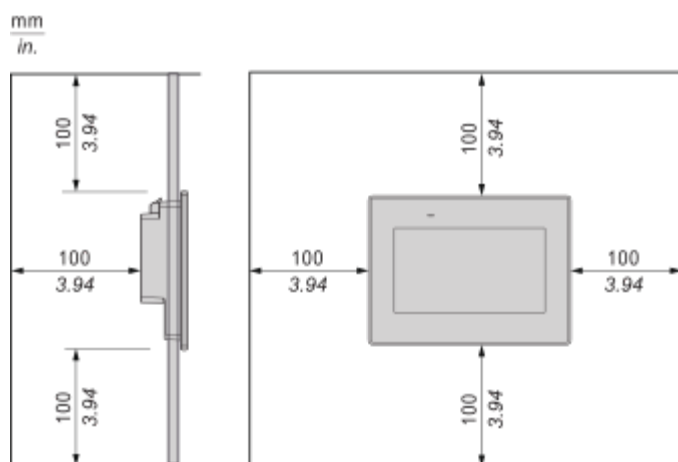
(1): Power connector

Note: For portrait orientation mounting, make sure the screen editing software supports the function.

Mounting Angle



Clearance



Technical Illustration

Dimensions

mm
in.

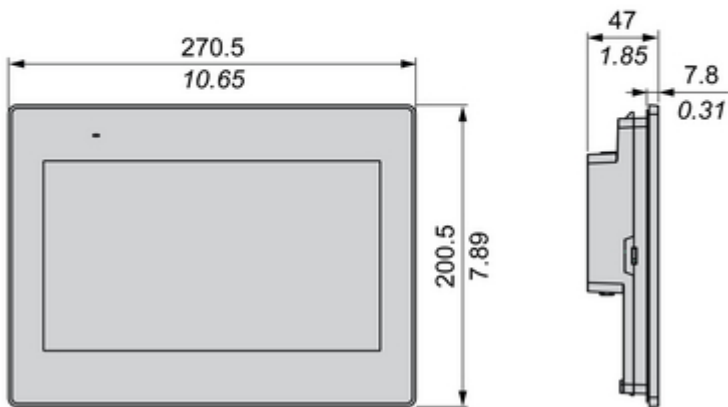


Image of product / Alternate images

Alternative

