

22MM METAL ROUND ACTUATOR: SELECTOR SWITCH  
MOMENTARY CONTACT TYPE 2 SWITCH POSITIONS O-I NON-ILLUMINATED WITHOUT HOLDER WHITE

|                              |                     |
|------------------------------|---------------------|
| <b>Design of the product</b> | Single device round |
|------------------------------|---------------------|

### Enclosure:

|                                 |   |
|---------------------------------|---|
| <b>Number of command points</b> | 1 |
|---------------------------------|---|

### Actuator:

|  |                        |
|--|------------------------|
| <b>Design of the operating mechanism</b>           | selector switch        |
| <b>Manner of function of the actuating element</b> | Momentary contact type |
| <b>Product extension optional Light source</b>     | No                     |
| <b>Color</b>                                       |                        |
| • of the actuating element                         | White                  |
| <b>Material of the actuating element</b>           | plastic                |
| <b>Outer diameter of the actuating element</b>     | 28.5 mm                |
| <b>Type of unlocking device</b>                    | without                |
| <b>Number of switching positions</b>               | 2                      |
| <b>Actuating angle</b>                             |                        |
| • clockwise  | 50°                    |

### Front ring:

|                                     |          |
|-------------------------------------|----------|
| <b>Product component front ring</b> | Yes      |
| <b>Design of the front ring</b>     | Standard |
| <b>Material of the front ring</b>   | metal    |
| <b>Color of the front ring</b>      | silver   |

### General technical data:

|   |                   |
|---|-------------------|
| <b>Product function</b>   |                   |
| • EMERGENCY OFF function  | No                |
| • EMERGENCY STOP function   | No                |
| <b>Protection class IP</b>  | IP67              |
| <b>Vibration resistance</b>   |                   |
| • acc. to IEC 60068-2-6   | 20 ... 200 Hz: 5g |
| <b>Operating frequency maximum</b>                                  | 1 000 1/h         |
| <b>Mechanical service life (switching cycles)</b>                   |                   |
| • typical   | 300 000           |
| <b>Equipment marking</b>  |                   |
| • acc. to DIN 40719 extended according to IEC 204-2 acc. to IEC 750 | S                 |
| • acc. to DIN EN 61346-2  | S                 |

• acc. to DIN EN 81346-2

S



#### Ambient conditions:




|  |                |
|--|----------------|
| <b>Ambient temperature</b>                                       |                |
| • during operation   | -25 ... +70 °C |
| • during storage   | -40 ... +80 °C |
| <b>Environmental category during operation acc. to IEC 60721</b> | 3K6            |

#### Installation/ mounting/ dimensions:

|  |                |
|--|----------------|
| <b>Mounting type</b>                     | front mounting |
| <b>Shape of the installation opening</b> | round          |
| <b>Mounting diameter</b>                 | 22 mm          |
| <b>Mounting height</b>                   | 24 mm          |
| <b>Installation width</b>                | 28.5 mm        |
| <b>Installation depth</b>                | 29 mm          |

#### Certificates/approvals

| General Product Approval   | Declaration of Conformity   | Shipping Approval   |
|--|---|---|
| <br>CSA      | <br>UL    |           |
| <br>EG-Konf. | <br>ABS | <br>DNV |

| Shipping Approval   | other  |
|---|--|
| <br>LRS  | <br>PRS |
| <br>RINA | <a href="#">Bestätigungen</a>  |

#### Further information

##### Information- and Downloadcenter (Catalogs, Brochures,...)

<http://www.siemens.com/industrial-controls/catalogs>

##### Industry Mall (Online ordering system)

<https://mall.industry.siemens.com/mall/en/en/Catalog/product?mlfb=3SB3500-2LA61-Z B01>

##### Cax online generator

<http://support.automation.siemens.com/WW/CAXorder/default.aspx?lang=en&mlfb=3SB3500-2LA61-Z B01>

##### Service&Support (Manuals, Certificates, Characteristics, FAQs,...)

<https://support.industry.siemens.com/cs/ww/en/ps/3SB3500-2LA61-Z B01>

##### Image database (product images, 2D dimension drawings, 3D models, device circuit diagrams, EPLAN macros, ...)

[http://www.automation.siemens.com/bilddb/cax\\_de.aspx?mlfb=3SB3500-2LA61-Z B01&lang=en](http://www.automation.siemens.com/bilddb/cax_de.aspx?mlfb=3SB3500-2LA61-Z B01&lang=en)

last modified:

08/18/2016