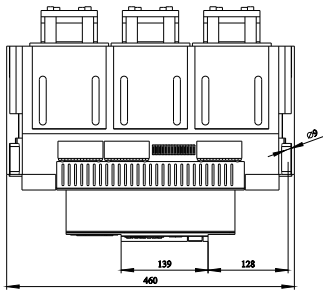
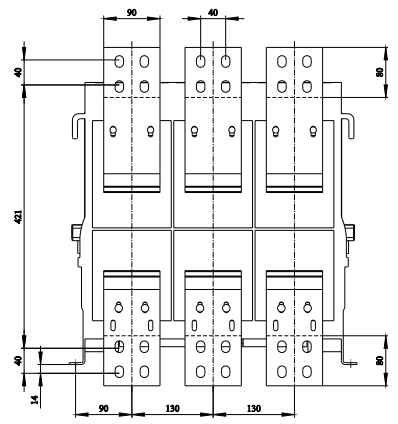
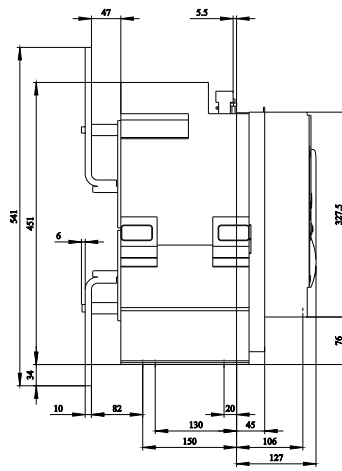
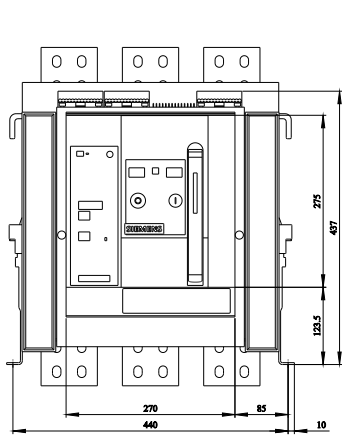
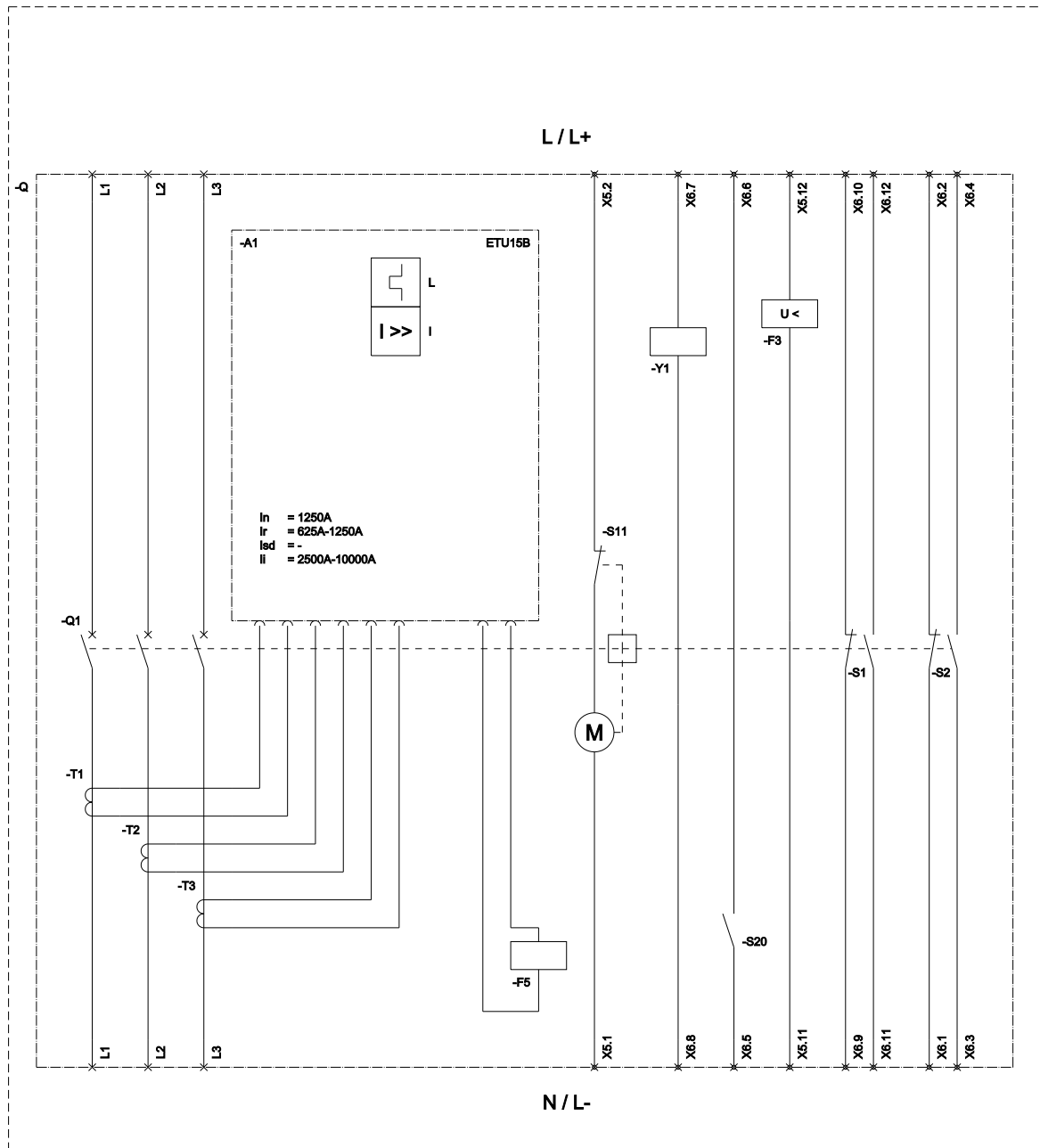


fixed-mounted circuit breaker 3-pole, size II, IEC In=1250A to 690V, AC50/60Hz Icu=100kA at 500V frnt.conn. top/bot. dual-hole Overcurrent release ETU 15 LI protection adjustable 0.5-1 in Motorized/manual operating mechanism with spring charging motor AC 50/60 Hz 208-240 V or 220-250 V DC Activation AC 50/60 Hz 230 V, 220 V DC without 1st auxiliary release With 2nd auxiliary release "R", F3 Undervoltage, instant. 208-240 V AC, 220-250 V DC 2NO+2NC A05= Version for 1000 V C22= Ready indicator F31= EMC filter

Model	
design of the product	IEC 60947-2
design of the actuating element	Pushbutton
type of the driving mechanism	Manual/motorized operating mechanism with mechanical and electrical closing
type of the driving mechanism / motor drive	Yes
design of the overcurrent release	ETU15B
General technical data	
number of poles	3
size of the circuit-breaker	2
utilization category	B
Voltage	
insulation voltage / rated value	1 000 V
operating voltage	
• at AC / at 50/60 Hz / rated value	1 000 V
Protection class	
protection class IP	IP20
protection class IP / on the front	IP20
protection function of the overcurrent release	LI
Dissipation	
power loss [W]	
• for rated value of the current / at AC / in hot operating state / per pole	26.7 W
• maximum	80 W
Main circuit	
operating frequency	
• 1 / rated value	50 Hz
• 2 / rated value	60 Hz
Auxiliary circuit	
number of NC contacts / for auxiliary contacts	2
number of NO contacts / for auxiliary contacts	2
Suitability	
suitability for use	system protection
Adjustable parameters	
adjustable current response value current / of the current-dependent overload release / initial value	625 A
Product details	
product component	
• trip indicator	Yes
• voltage trigger	No
• undervoltage release	Yes
design of the auxiliary switch	2 NO + 2 NC
product extension / optional / motor drive	No
Product function	
product function	
• grounding protection	No
• phase failure detection	No

Display and operation	
display version	without display
Short circuit	
operating short-circuit current breaking capacity (Ics)	
• at 415 V / rated value	100 kA
• at 500 V / rated value	100 kA
• at 690 V / rated value	85 kA
maximum short-circuit current breaking capacity (Icu)	
• at 415 V / rated value	100 kA
• at 500 V / rated value	100 kA
• at 690 V / rated value	85 kA
Connections	
arrangement of electrical connectors / for main current circuit	Main connection top front/bottom double hole
type of electrical connection / for main current circuit	busbar connection
Mechanical Design	
height	507 mm
width	460 mm
depth	369 mm
fastening method	fixed mounting
Net Weight	56 kg
Environmental conditions	
ambient temperature / during operation	
• minimum	-20 °C
• maximum	70 °C
ambient temperature / during storage	
• minimum	-40 °C
• maximum	70 °C
Further information	
Information on the packaging https://support.industry.siemens.com/cs/ww/en/view/109813875	
Information for data generation and storage https://support.industry.siemens.com/cs/ww/en/view/109995012	
Information- and Downloadcenter (Catalogs, Brochures,...) https://www.siemens.com/lowvoltage/catalogs	
Industry Mall (Online ordering system) https://mall.industry.siemens.com/mall/en/en/Catalog/product?mlfb=3WL1212-4BB34-4AN2-Z A05+C22+F31	
Service&Support (Manuals, Certificates, Characteristics, FAQs,...) https://support.industry.siemens.com/cs/ww/en/ps/3WL1212-4BB34-4AN2-Z A05+C22+F31	
Image database (product images, 2D dimension drawings, 3D models, device circuit diagrams, ...) https://www.automation.siemens.com/bilddb/cax_en.aspx?mlfb=3WL1212-4BB34-4AN2-Z A05+C22+F31	
CAX-Online-Generator https://www.siemens.com/cax	
Tender specifications https://www.siemens.com/specifications	
Characteristic curves <a haupt"><="" href="https://curves.simaris.siemens.com/curves/<mmp_prod_noCOMP=" mmp_prod_no>"="">https://curves.simaris.siemens.com/curves/<mmp_prod_noCOMP="HAUPT"></mmp_prod_no>	





L (Long Time Delay / Überlastschutz); I (instantaneous / Kurzschl.schutz, unverzögert);
 S11 (Internal motor shutdown switch, if spring is tensioned / Interner Motorabstellschalter, wenn Feder gespannt); F3 (Undervoltage release / Unterspannungsalöser);
 F5 (Maglatch for trip unit / Auslösemagnet); S1 - S8 (Auxiliary switch / Hilfschalter); S20 (Ready to close signalling switch / Einschaltbereitschaftsmeldesalter);
 Y1 (Closing coil / Einschaltmagnet);

last modified:

1/8/2026

