

Product datasheet

Specifications



Harmony, Interface plug-in relay pre-assembled, 5 A, 2 CO, with LED, with protection circuit, 24 V DC

RXG23BDPV

EAN Code: 3606489562915

Main

Range of product	Harmony Electromechanical Relays
Series name	RXG series
Product or component type	Pre-assembled plug-in relay with socket
Relay type	Interface relay
Contacts type and composition	2 C/O
[Uc] control circuit voltage	24 V DC
[Ithe] conventional enclosed thermal current	5 A

Complementary

status LED	With
Electrical durability	100000 cycles for NO resistive load at 55 °C 100000 cycles for NC resistive load at 55 °C
[Ui] rated insulation voltage	250 V conforming to IEC
Removable legend	With
Maximum switching voltage	250 V
Drop-out voltage threshold	$\geq 0.1 U_c$ DC
[Ie] rated operational current	10 A at 30 V (DC) conforming to UL 10 A at 30 V (DC) conforming to IEC 10 A at 250 V (AC) conforming to UL 10 A at 250 V (AC) conforming to IEC
Load current	5 A
Minimum switching capacity	50 mW at 10 mA, 5 V DC
Maximum switching capacity	1250 VA AC 150 W DC
Control type	Without lockable test button
Average resistance	1100 Ohm at 23 °C +/- 10 %
Contact resistance	100 mOhm
Insulation resistance	1000 MOhm at 500 V DC
Electrical insulation class	Class F
Mechanical durability	10000000 cycles
Safety reliability data	B10d = 100000
Operating rate	≤ 1800 cycles/hour under load ≤ 18000 cycles/hour no-load
Utilisation coefficient	20 %

Operating time	20 ms
reset time	20 ms
Contact terminal arrangement	Separate
Connections - terminals	Connector, 1 x 0.25...1 x 2.5 mm ² (AWG 22...AWG 14) flexible with cable end Connector, 2 x 0.25...2 x 1 mm ² (AWG 22...AWG 17) flexible with cable end Connector, 1 x 0.5...1 x 2.5 mm ² (AWG 20...AWG 14) solid without cable end Connector, 2 x 0.5...2 x 1.5 mm ² (AWG 20...AWG 16) solid without cable end
Dielectric strength	1000 V AC between contacts with micro disconnection 1300 V between terminals and base with basic insulation 3000 V between terminals and LTB area with basic insulation 3000 V AC between poles with basic insulation 5000 V AC between coil and contact with reinforced insulation
[Uimp] rated impulse withstand voltage	1200 V AC between contacts with micro disconnection 6000 V between coil and contact with reinforced insulation 1500 V between terminals and case with basic insulation
Overvoltage category	III
Protection category	RT I
Pollution degree	2
Test levels	Level A group mounting
Device presentation	Complete product
Contacts material	Silver alloy (AgSnO2In2O3)
Shape of pin	Flat (faston type)
Net weight	0.065 kg

Environment

Standards	IEC 61810-1 CSA C22.2 No 14 UL 508 IEC 61984
Product certifications	CSA CE EAC UL DNV
Ambient air temperature for storage	-40...85 °C
Ambient air temperature for operation	-40...70 °C
IP degree of protection	IP20
Relative humidity	10...85 %
Vibration resistance	3 gn, amplitude = +/- 1.5 mm (f = 10...150 Hz)in operation 5 gn, amplitude = +/- 1.5 mm (f = 10...150 Hz)not in operation

Packing Units

Unit Type of Package 1	PCE
Number of Units in Package 1	1
Package 1 Height	7.960 cm
Package 1 Width	1.560 cm
Package 1 Length	7.200 cm
Package 1 Weight	63.000 g
Unit Type of Package 2	BB1

Number of Units in Package 2	30
Package 2 Height	9.000 cm
Package 2 Width	17.100 cm
Package 2 Length	27.200 cm
Package 2 Weight	2.105 kg
Unit Type of Package 3	S03
Number of Units in Package 3	180
Package 3 Height	30.000 cm
Package 3 Width	30.000 cm
Package 3 Length	40.000 cm
Package 3 Weight	13.170 kg

Logistical informations

Country of origin	CN
--------------------------	----

Contractual warranty

Warranty (in months)	18
-----------------------------	----



Environmental Data

Schneider Electric aims to achieve Net Zero status by 2050 through supply chain partnerships, lower impact materials, and circularity via our ongoing “Use Better, Use Longer, Use Again” campaign to extend product lifetimes and recyclability.

[Environmental Data explained >](#)

[How we assess product sustainability >](#)



Environmental footprint

Total lifecycle Carbon footprint	6 kg CO2 eq.
Environmental Disclosure	Product Environmental Profile
Carbon footprint of the manufacturing phase [A1 to A3]	0.5 kg CO2 eq.
Carbon footprint of the distribution phase [A4]	0 kg CO2 eq.
Carbon footprint of the installation phase [A5]	0 kg CO2 eq.
Carbon footprint of the use phase [B2, B3, B4, B6]	6 kg CO2 eq.
Carbon footprint of the end-of-life phase [C1 to C4]	0 kg CO2 eq.

Use Better



Materials and Substances

Packaging made with recycled cardboard	Yes
Packaging without single use plastic	Yes
EU RoHS Directive	Pro-active compliance (Product out of EU RoHS legal scope)
REACH Regulation	REACH Declaration

Use Longer



Lifetime extension

Repair	No
--------	----

Use Again

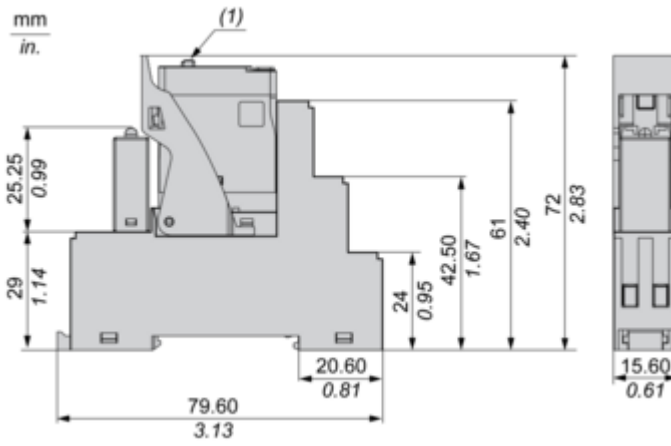


Repack and remanufacture

End of life manual availability	End of Life Information
Take-back	No

Dimensions Drawings

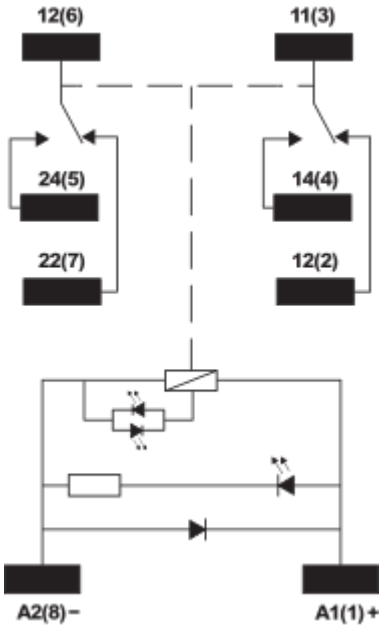
Dimensions



(1) Push button (if any)

Connections and Schema

Wiring Diagram

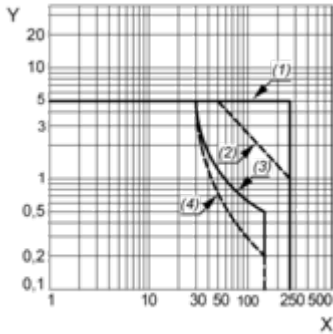


NOTE: For DC input , A1 have to be + , otherwise it would short circuit from protection module

Performance Curves

Performance Curves

Maximum Switching Capacity



X : Switching voltage (V)

Y : Switching current (A)

(1) AC Resistive Load

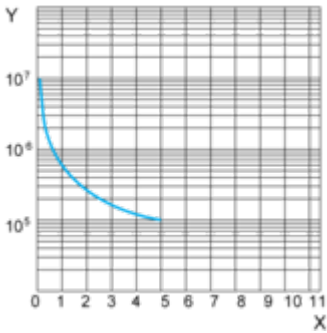
(2) AC Inductive Load $\cos(\phi)=0.4$

(3) DC Resistive Load

(4) DC Inductive Load (L/R=7ms)

Life Expectancy

Resistive Load

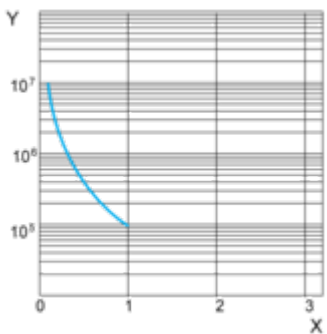


X : Contact Current (A)

Y : Operating Cycle Number

Life Expectancy

Inductive Load



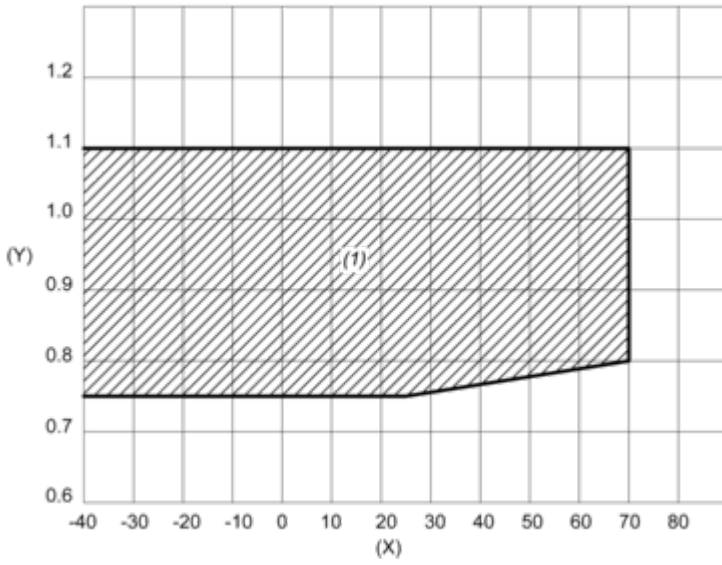
X : Contact Current (A)

Y : Operating Cycle Number

NOTE: These are typical curves, actual durability depends on load, environment, duty cycle, etc.

Coil Operating Range

DC Coil Operating Range VS Ambient Temperature



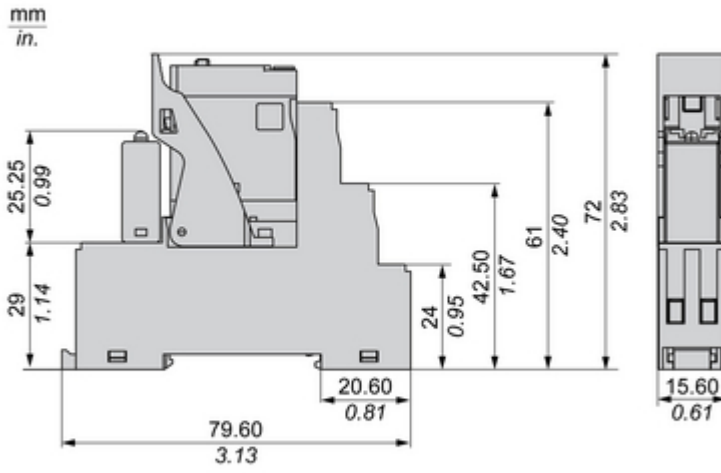
X : Ambient temperature (°C)

Y : Coil voltage (U/Uc)

(1) Permitted operating range area

Technical Illustration

Dimensions



Offer Marketing Illustration

Product benefits / Features

Technical Benefits

Harmony RXG Relay



Offer Marketing Illustration

Product benefits / Features

The infographic features a central image of a Schneider RXG relay. Surrounding it are five circular icons, each with a corresponding text description of a feature. The background is a solid light blue color.

Features Harmony RXG Relay

- 1 or 2 contacts faston type pin relay with only 16mm socket** (Icon: Faston pin)
- Mechanical indicator for relay contact status** (Icon: Lightbulb)
- Removable legend for relay identification** (Icon: Wrench and screwdriver)
- One-finger push and lockable test button for contact testing** (Icon: Hand pushing a button)
- Save time and cost with pre-assembled relays** (Icon: Piggy bank)

Image of product / Alternate images

Alternative








Image of product in real life situation

