

Product datasheet

Specifications



single contact block for head Ø22 1NO gold flashed screw clamp terminal

Local distributor code:

237122926

ZBE1016

EAN Code: 3389110089530

Main

Range of product	Harmony XB4 Harmony XB5
Product or component type	Contact block
Device short name	ZBE
Sale per indivisible quantity	5
IP degree of protection	IP20 conforming to IEC 60529
Contact operation	Slow-break
Contact block type	Single
Contacts usage	Low power switching contacts
Connections - terminals	Screw clamp terminals, $\leq 2 \times 1.5 \text{ mm}^2$ with cable end conforming to IEC 60947-1 Screw clamp terminals, $\geq 1 \times 0.22 \text{ mm}^2$ without cable end conforming to IEC 60947-1

Complementary

Net weight	0.012 kg
Contacts type and composition	1 NO
Positive opening	Without
Operating travel	2.6 mm (NO changing electrical state) 4.3 mm (total travel)
Operating force	2.3 N NO changing electrical state
Mechanical durability	10000000 cycles
Tightening torque	0.8...1.2 N.m conforming to IEC 60947-1
Shape of screw head	Cross compatible with pozidriv No 1 screwdriver Slotted compatible with flat Ø 4 mm screwdriver Slotted compatible with flat Ø 5.5 mm screwdriver
Contacts material	Gold flashed (Ag/Ni/Au) contacts
Short-circuit protection	10 A cartridge fuse type gG conforming to IEC 60947-5-1
[Ith] conventional free air thermal current	10 A conforming to IEC 60947-5-1
[Ui] rated insulation voltage	600 V (pollution degree 3) conforming to IEC 60947-1
[Uimp] rated impulse withstand voltage	6 kV conforming to IEC 60947-1
[Ie] rated operational current	3 A at 240 V, AC-15, A600 conforming to IEC 60947-5-1 6 A at 120 V, AC-15, A600 conforming to IEC 60947-5-1 0.1 A at 600 V, DC-13, Q600 conforming to IEC 60947-5-1 0.27 A at 250 V, DC-13, Q600 conforming to IEC 60947-5-1 0.55 A at 125 V, DC-13, Q600 conforming to IEC 60947-5-1 1.2 A at 600 V, AC-15, A600 conforming to IEC 60947-5-1

Electrical durability	1000000 cycles, AC-15, 2 A at 230 V, operating rate <3600 cyc/h, load factor: 0.5 conforming to IEC 60947-5-1 appendix C 1000000 cycles, AC-15, 3 A at 120 V, operating rate <3600 cyc/h, load factor: 0.5 conforming to IEC 60947-5-1 appendix C 1000000 cycles, AC-15, 4 A at 24 V, operating rate <3600 cyc/h, load factor: 0.5 conforming to IEC 60947-5-1 appendix C 1000000 cycles, DC-13, 0.2 A at 110 V, operating rate <3600 cyc/h, load factor: 0.5 conforming to IEC 60947-5-1 appendix C 1000000 cycles, DC-13, 0.5 A at 24 V, operating rate <3600 cyc/h, load factor: 0.5 conforming to IEC 60947-5-1 appendix C
------------------------------	--

Mounting of block	Front mounting
--------------------------	----------------

Electrical composition code	C1 (quantity <= 9) C2 (quantity <= 7) C3 (quantity <= 6) C4 (quantity <= 4) C5 (quantity <= 5) C6 (quantity <= 3) C7 (quantity <= 4) C8 (quantity <= 2) C9 (quantity <= 3) C12 (quantity <= 6) M1 (quantity <= 6) M2 (quantity <= 4) M3 (quantity <= 4) M5 (quantity <= 2) M6 (quantity <= 2) M7 (quantity <= 6) M8 (quantity <= 4) M9 (quantity <= 2) SF1 (quantity <= 3) SF2 (quantity <= 2) MF1 (quantity <= 2) MF2 (quantity <= 2) C10 (quantity <= 2) M4 (quantity <= 2) C13 (quantity <= 1)
------------------------------------	---

Environment

Protective treatment	TH
-----------------------------	----

Ambient air temperature for storage	-40...70 °C
--	-------------

Ambient air temperature for operation	-40...70 °C
--	-------------

Standards	UL 508 IEC 60947-5-1 CSA C22.2 No 14 IEC 60947-5-4 IEC 60947-1 JIS C8201-5-1 JIS C8201-1
------------------	--

Product certifications	DNV UL CSA LROS (Lloyds register of shipping) BV GOST
-------------------------------	--

Vibration resistance	5 gn (f= 2...500 Hz) conforming to IEC 60068-2-6
-----------------------------	--

Shock resistance	30 gn (duration = 18 ms) for half sine wave acceleration conforming to IEC 60068-2-27 50 gn (duration = 11 ms) for half sine wave acceleration conforming to IEC 60068-2-27
-------------------------	--

Packing Units

Unit Type of Package 1	PCE
-------------------------------	-----

Number of Units in Package 1	1
-------------------------------------	---

Package 1 Height	5.800 cm
-------------------------	----------

Package 1 Width	4.400 cm
Package 1 Length	5.400 cm
Package 1 Weight	9.000 g
Unit Type of Package 2	BB1
Number of Units in Package 2	5
Package 2 Height	5.800 cm
Package 2 Width	4.400 cm
Package 2 Length	5.400 cm
Package 2 Weight	51.000 g
Unit Type of Package 3	S02
Number of Units in Package 3	400
Package 3 Height	15.000 cm
Package 3 Width	30.000 cm
Package 3 Length	40.000 cm
Package 3 Weight	4.450 kg

Logistical informations

Country of origin	FR
-------------------	----

Contractual warranty

Warranty (in months)	18
----------------------	----



Environmental Data

Schneider Electric aims to achieve Net Zero status by 2050 through supply chain partnerships, lower impact materials, and circularity via our ongoing “Use Better, Use Longer, Use Again” campaign to extend product lifetimes and recyclability.

[Environmental Data explained >](#)

[How we assess product sustainability >](#)



Environmental footprint

Total lifecycle Carbon footprint	0.1 kg CO2 eq.
Carbon footprint of the manufacturing phase [A1 to A3]	0.1 kg CO2 eq.
Carbon footprint of the distribution phase [A4]	0 kg CO2 eq.
Carbon footprint of the installation phase [A5]	0 kg CO2 eq.
Carbon footprint of the use phase [B2, B3, B4, B6]	0 kg CO2 eq.
Carbon footprint of the end-of-life phase [C1 to C4]	0 kg CO2 eq.

Use Better



Materials and Substances

Average percentage of recycled plastic content	23 %
Average percentage of recycled metal content	13 %
Packaging made with recycled cardboard	Yes
Packaging without single use plastic	Yes
EU RoHS Directive	Pro-active compliance (Product out of EU RoHS legal scope)
REACH Regulation	REACH Declaration

Use Longer




Lifetime extension

Repair	No
--------	----

Use Again



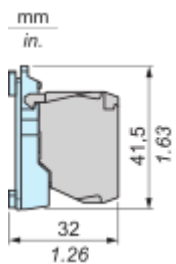
Repack and remanufacture

Recyclability potential, in %	98
End of life manual availability	No need of specific recycling operations
Take-back	No
WEEE Label	 The product must be disposed on European Union markets following specific waste collection and never end up in rubbish bins

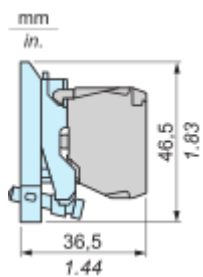
Dimensions Drawings

Dimensions

with ZB5AZ009 Fixing Collar



with ZB4BZ009 Fixing Collar

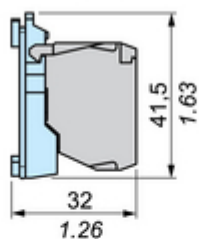


Technical Illustration

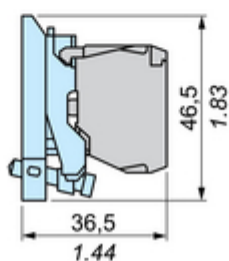
Dimensions

mm
in.

+ ZB5AZ009



+ ZB4BZ009




Offer Marketing Illustration

Product benefits / Features

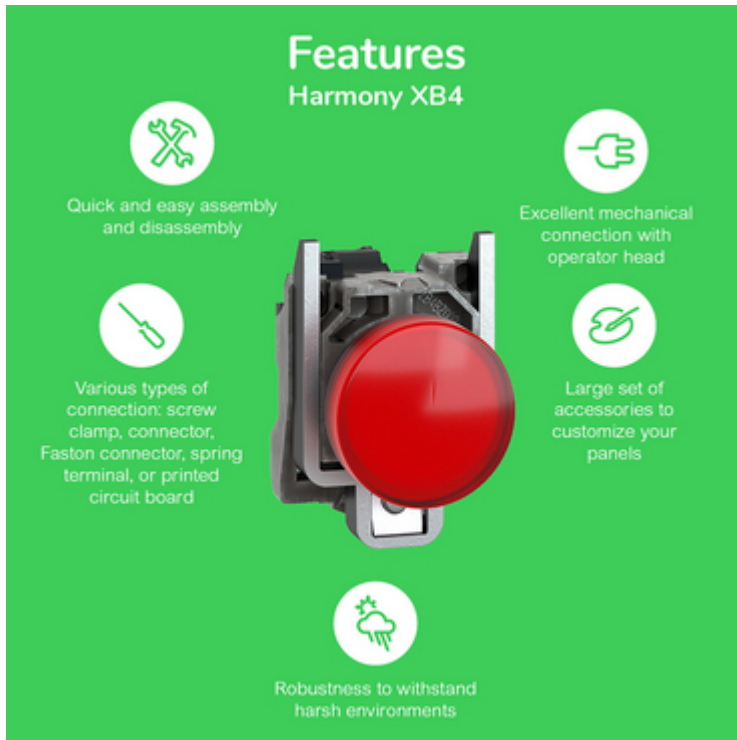
Technical Benefits

Harmony XB4



Offer Marketing Illustration

Product benefits / Features



The infographic features a central image of a red Schneider XB4 terminal block against a green background. Five circular icons are arranged around the central image, each with a corresponding text description. The icons include crossed wrench and screwdriver, a plug, a screwdriver, a plug with a lightning bolt, and a lightning bolt with a cloud.

Features Harmony XB4

- Quick and easy assembly and disassembly**
- Excellent mechanical connection with operator head**
- Various types of connection: screw clamp, connector, Faston connector, spring terminal, or printed circuit board**
- Large set of accessories to customize your panels**
- Robustness to withstand harsh environments**

Image of product / Alternate images

Alternative

