

NBC-M12MSD/10,0-93F - Network cable



1192172

<https://www.phoenixcontact.com/gb/products/1192172>

Please be informed that the data shown in this PDF document is generated from our online catalog. Please find the complete data in the user documentation. Our general terms of use for downloads are valid.



Network cable, Ethernet CAT5e (100 Mbps), 4-position, TPE, highly flexible, turquoise, shielded, Plug straight M12, coding: D / IP65, on free cable end, cable length: 10 m

Commercial data

Item number	1192172
Packing unit	1 pc
Minimum order quantity	25 pc
Note	Made to order (non-returnable)
Sales key	AF1IHC
Product key	AF1IHC
GTIN	4063151251000
Weight per piece (including packing)	22.22 g
Weight per piece (excluding packing)	22.22 g
Customs tariff number	85444290
Country of origin	US

Technical data

Product properties

Application	Standard, U.S. cables
Sensor type	Ethernet
Number of positions	4
Shielded	yes
Coding	D

Interfaces

Bus system	Ethernet
Signal type/category	Ethernet CAT5e, 100 Mbps

Signaling

Status display	no
Status display present	no

Electrical properties

Nominal voltage U_N	48 V AC
	60 V DC
	RJ45 30 V AC/57 V DC
Nominal current I_N	4 A (Plug/socket in accordance with IEC 61076-2-101, cable technical data is to be observed)
Transmission medium	Copper
Transmission speed	100 Mbps

Connector

Connection 1

Type	Plug straight M12 / IP65
Coding type	D (Data)
Material	CuZn (Contact)
	Ni/Au (Contact surface)
	TPU GF (Contact carrier)
	TPU, hardly inflammable, self-extinguishing (Grip body)
	Zinc die-cast, nickel-plated (Screw connection)
Degree of protection	IP65

Connection 2

Type	free cable end
------	----------------

Cable/line

Cable length	10 m
--------------	------

Highly flexible Ethernet CAT5e [93F]

NBC-M12MSD/10,0-93F - Network cable



1192172

<https://www.phoenixcontact.com/gb/products/1192172>

Dimensional drawing	
UL AWM Style	2463 (80 °C / 600 V)
Number of positions	4
Shielded	yes
Cable type	Highly flexible Ethernet CAT5e [93F]
Conductor structure	2x2xAWG24/7, SF/UTP
Conductor structure signal line	7x 0.20 mm (7x32)
AWG signal line	24
Conductor cross-section	2x 2x 0.2 mm ²
Wire diameter incl. insulation	1.2 mm
External cable diameter	6.70 mm ±0.25 mm
Outer sheath, material	TPE
External sheath, color	turquoise
Conductor material	Tin-plated Cu litz wires
Material wire insulation	PE
Single wire, color	white/orange-orange, white/green-green
Twisted pairs	2 cores to the pair
Overall twist	2 pairs to the core
Optical shield covering	75 %
Wave impedance	100 Ω ±15 Ω (at 100 MHz)
Cable impedance	100 Ω ±15 Ω (at 1 ... 100 MHz)
Nominal voltage, cable	600 V
Test voltage	2000 V
Dynamic load capacity (bending)	Max. bending cycles: 1000000, Bending radius: 10 x D, Traversing path: 0.23 m, Traversing rate: 1.5 m/s, Acceleration: 20.5 m/s ² Max. bending cycles: 20000000, Bending radius: 20 X D (126 cycles/min. at 20 °C)
Dynamic load capacity (torsion)	Torsion: 360 °/m (1 lb. load), Torsion cycles: 3000000, Torsional frequency: 71 cycles/min, Ambient temperature (operation): 20 °C
Near end crosstalk attenuation (NEXT)	50 dB (with 100 MHz (IEC 62153-4-9))
Return attenuation (RL)	20 dB (at 10 MHz (+6LOG)) 26 dB (at 20 MHz) 26 dB (at 100 MHz (-5LOG))
Flame resistance	VW-1
Other resistance	Resistant to welding splashes (Abrasion and oil resistance) UV resistant (CMX outdoor)

NBC-M12MSD/10,0-93F - Network cable



1192172

<https://www.phoenixcontact.com/gb/products/1192172>

Ambient temperature (operation)	-40 °C ... 80 °C (Cable, flexible installation)
---------------------------------	---

Environmental and real-life conditions

Ambient conditions

Degree of protection	IP65
	IP65
Ambient temperature (operation) (male connector/female connector)	-25 °C ... 85 °C (M12 connector)

Standards and regulations

M12

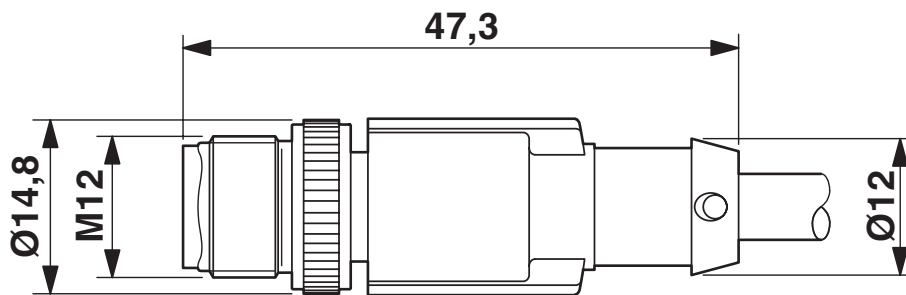
Standard designation	M12 connector
Standards/specifications	IEC 61076-2-101

1192172

<https://www.phoenixcontact.com/gb/products/1192172>

Drawings

Dimensional drawing



Plug, M12 x 1, straight, shielded

Schematic diagram

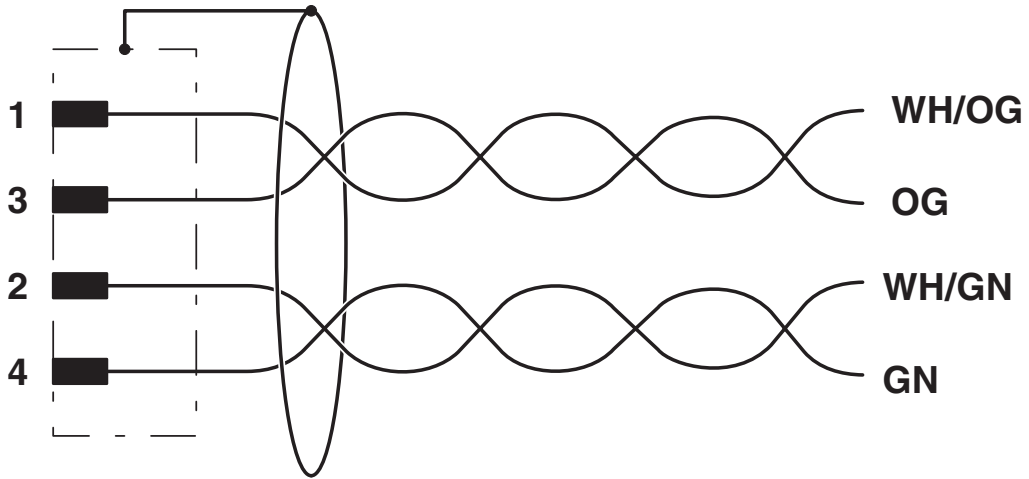


Pin assignment M12 male connector, 4-pos., D-coded, male side

1192172

<https://www.phoenixcontact.com/gb/products/1192172>

Circuit diagram



Contact assignment of the M12 plug

NBC-M12MSD/10,0-93F - Network cable





1192172

<https://www.phoenixcontact.com/gb/products/1192172>

Approvals

To download certificates, visit the product detail page: <https://www.phoenixcontact.com/gb/products/1192172>

 cUL Recognized Approval ID: File E335024				
	Nominal voltage U_N	Nominal current I_N	Cross section AWG	Cross section mm^2
keine				
	60 V	1.5 A	-	-

 UL Recognized Approval ID: File E335024				
	Nominal voltage U_N	Nominal current I_N	Cross section AWG	Cross section mm^2
keine				
	60 V	1.5 A	-	-

1192172

<https://www.phoenixcontact.com/gb/products/1192172>

Classifications

ECLASS

ECLASS-13.0	27060307
ECLASS-15.0	27060307

ETIM

ETIM 9.0	EC001855
----------	----------

UNSPSC

UNSPSC 21.0	26121600
-------------	----------

1192172

<https://www.phoenixcontact.com/gb/products/1192172>

Environmental product compliance

EU RoHS

Fulfills EU RoHS substance requirements	Yes, No exemptions
---	--------------------

China RoHS

Environment friendly use period (EFUP)	EFUP-E
	No hazardous substances above the limits

EU REACH SVHC

REACH candidate substance (CAS No.)	bis(2-ethylhexyl) tetrabromophthalate covering any of the individual isomers and/or combinations thereof(CAS: 26040-51-7)
-------------------------------------	---

EF3.1 Climate Change

CO2e kg	9.179 kg CO2e
---------	---------------

Phoenix Contact 2026 © - all rights reserved

<https://www.phoenixcontact.com>

PHOENIX CONTACT Ltd
Halesfield 13, Telford
Shropshire, TF7 4PG
01952 681700
info@phoenixcontact.co.uk