

ST 2,5/ 1P-PE - Spring-cage protective conductor terminal block



3040025

<https://www.phoenixcontact.com/gb/products/3040025>

Please be informed that the data shown in this PDF document is generated from our online catalog. Please find the complete data in the user documentation. Our general terms of use for downloads are valid.



Spring-cage protective conductor terminal block, number of connections: 2, connection method: Spring-cage/plug-in connection, 1st level connection left, cross section: 0.08 mm² - 4 mm², 1st level connection right, mounting type: NS 35/7,5, NS 35/15, color: green-yellow

Your advantages

- Same shape and pitch as the basic terminal blocks
- Tested for railway applications

Commercial data

Item number	3040025
Packing unit	50 pc
Minimum order quantity	50 pc
Sales key	BE2142
Product key	BE2142
GTIN	4017918832629
Weight per piece (including packing)	9.42 g
Weight per piece (excluding packing)	9.254 g
Customs tariff number	85369010
Country of origin	DE

ST 2,5/ 1P-PE - Spring-cage protective conductor terminal block



3040025

<https://www.phoenixcontact.com/gb/products/3040025>

Technical data

Product properties

Product family	ST
Area of application	Railway industry
	Machine building
	Plant engineering
Number of connections	2
Number of rows	1

Insulation characteristics

Overvoltage category	III
Degree of pollution	3

Electrical properties

Rated surge voltage	6 kV
Maximum power dissipation for nominal condition	0.77 W

Connection data

Grounding foot	Yes
Number of connections per level	2
Nominal cross section	2.5 mm ²

1st level connection left

Connection method	Spring-cage/plug-in connection
Note	Please observe the current carrying capacity of the DIN rails.
Stripping length	8 mm ... 10 mm
Internal cylindrical gage	A3
Connection in acc. with standard	IEC 61984
Conductor cross-section rigid	0.08 mm ² ... 4 mm ²
Cross section AWG	28 ... 12 (converted acc. to IEC)
Conductor cross-section flexible	0.08 mm ² ... 2.5 mm ²
Conductor cross-section, flexible [AWG]	28 ... 14 (converted acc. to IEC)
Conductor cross-section flexible ultrasound-compressed	0.34 mm ² ... 4 mm ²
Conductor cross-section, flexible [AWG] ultrasound-compressed	22 ... 12 (converted acc. to IEC)
Conductor cross-section flexible (ferrule without plastic sleeve)	0.14 mm ² ... 2.5 mm ²
Flexible conductor cross-section (ferrule with plastic sleeve)	0.14 mm ² ... 2.5 mm ²

Dimensions

Width	5.2 mm
End cover width	2.2 mm
Height	48.5 mm
Depth on NS 35/7,5	36.5 mm

ST 2,5/ 1P-PE - Spring-cage protective conductor terminal block



3040025

<https://www.phoenixcontact.com/gb/products/3040025>

Depth on NS 35/15	44 mm
-------------------	-------

Material specifications

Color	green-yellow
Flammability rating according to UL 94	V0
Insulating material group	I
Insulating material	PA
Static insulating material application in cold	-60 °C
Temperature index of insulation material (DIN EN 60216-1 (VDE 0304-21))	130 °C
Relative insulation material temperature index (Elec., UL 746 B)	130 °C
Fire protection for rail vehicles (DIN EN 45545-2) R22	HL 1 - HL 3
Fire protection for rail vehicles (DIN EN 45545-2) R23	HL 1 - HL 3
Fire protection for rail vehicles (DIN EN 45545-2) R24	HL 1 - HL 3
Fire protection for rail vehicles (DIN EN 45545-2) R26	HL 1 - HL 3
Calorimetric heat release NFPA 130 (ASTM E 1354)	28 MJ/kg
Surface flammability NFPA 130 (ASTM E 162)	passed
Specific optical density of smoke NFPA 130 (ASTM E 662)	passed
Smoke gas toxicity NFPA 130 (SMP 800C)	passed

Mechanical properties

Mechanical data

Open side panel	Yes
-----------------	-----

Environmental and real-life conditions

Service life

Insertion/withdrawal cycles	100
-----------------------------	-----

Oscillation/broadband noise

Specification	DIN EN 50155 (VDE 0115-200):2008-03
Spectrum	Long life test category 1, class B, body mounted
Frequency	$f_1 = 5 \text{ Hz}$ to $f_2 = 150 \text{ Hz}$
ASD level	$0.964 \text{ (m/s}^2\text{)}^2\text{/Hz}$
Acceleration	0.58g
Test duration per axis	5 h
Test directions	X-, Y- and Z-axis
Result	Test passed

Shocks

Specification	DIN EN 50155 (VDE 0115-200):2008-03
Pulse shape	Half-sine
Acceleration	5g
Shock duration	30 ms

ST 2,5/ 1P-PE - Spring-cage protective conductor terminal block



3040025

<https://www.phoenixcontact.com/gb/products/3040025>

Number of shocks per direction	3
Test directions	X-, Y- and Z-axis (pos. and neg.)
Result	Test passed

Ambient conditions

Ambient temperature (operation)	-60 °C ... 100 °C (max. operating temperature range including self-heating, see derating curve)
Ambient temperature (storage/transport)	-25 °C ... 60 °C (for a short time, not exceeding 24 h, -60 °C to +70 °C)
Ambient temperature (assembly)	-5 °C ... 70 °C
Ambient temperature (actuation)	-5 °C ... 70 °C
Permissible humidity (operation)	20 % ... 90 %
Permissible humidity (storage/transport)	30 % ... 70 %

Standards and regulations

Connection in acc. with standard	IEC 61984
----------------------------------	-----------

Mounting

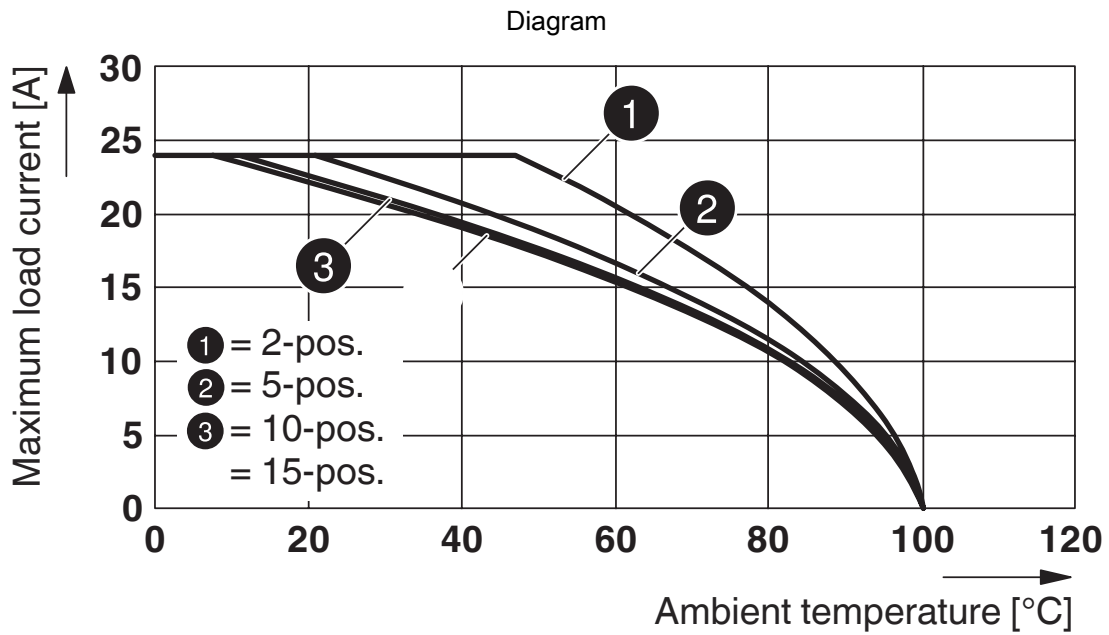
Mounting type	NS 35/7,5
	NS 35/15

ST 2,5/ 1P-PE - Spring-cage protective conductor terminal block

3040025

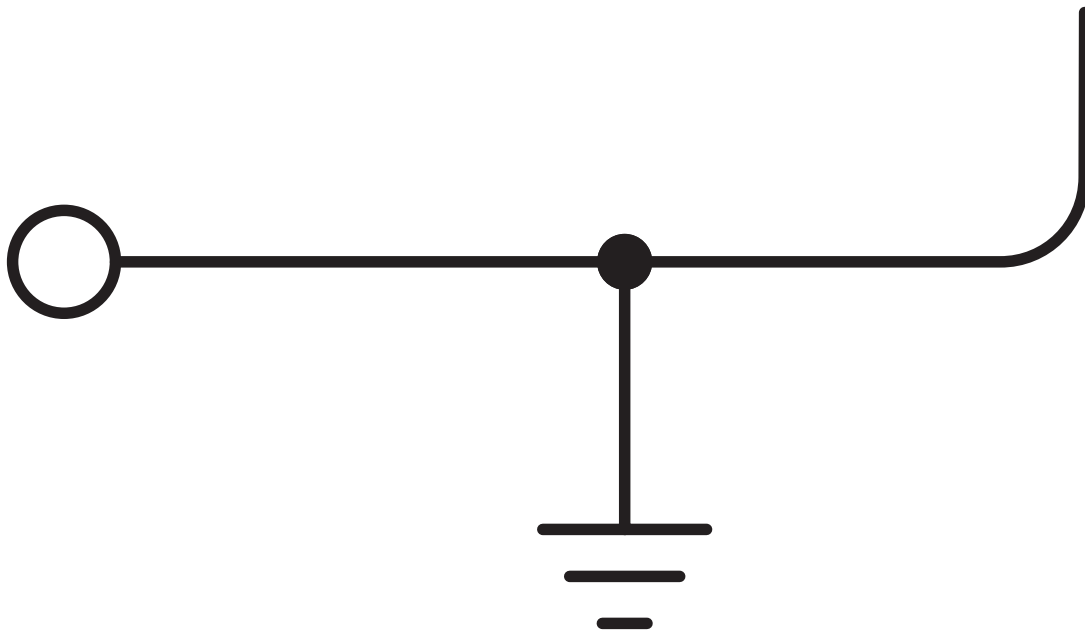
<https://www.phoenixcontact.com/gb/products/3040025>

Drawings



Applies to all male connector variants SP...

Circuit diagram



ST 2,5/ 1P-PE - Spring-cage protective conductor terminal block




3040025

<https://www.phoenixcontact.com/gb/products/3040025>


Approvals


To download certificates, visit the product detail page: <https://www.phoenixcontact.com/gb/products/3040025>

 CSA Approval ID: 13631				
	Nominal voltage U_N	Nominal current I_N	Cross section AWG	Cross section mm^2
B	-	-	28 - 12	-
C	-	-	28 - 12	-
D	-	-	28 - 12	-

 IECEE CB Scheme Approval ID: DE1-62736/B1/B2				
--	--	--	--	--

 EAC Approval ID: RU C-DE.BL08.B.00644				
---	--	--	--	--

 VDE Zeichengenehmigung Approval ID: 40019518				
	Nominal voltage U_N	Nominal current I_N	Cross section AWG	Cross section mm^2
keine	-	-	-	0.2 - 2.5

 cULus Recognized Approval ID: E60425				
	Nominal voltage U_N	Nominal current I_N	Cross section AWG	Cross section mm^2
B	-	-	28 - 12	-
C	-	-	28 - 12	-
F	-	-	28 - 12	-
D	-	-	28 - 12	-

DNV Approval ID: TAE00001CS				
---------------------------------------	--	--	--	--

ST 2,5/ 1P-PE - Spring-cage protective conductor terminal block



3040025

<https://www.phoenixcontact.com/gb/products/3040025>



EAC

Approval ID: KZ7500651131219505

ST 2,5/ 1P-PE - Spring-cage protective conductor terminal block



3040025

<https://www.phoenixcontact.com/gb/products/3040025>

Classifications

ECLASS

ECLASS-13.0	27250103
ECLASS-15.0	27250103

ETIM

ETIM 10.0	EC000901
-----------	----------

UNSPSC

UNSPSC 21.0	39121400
-------------	----------

ST 2,5/ 1P-PE - Spring-cage protective conductor terminal block



3040025

<https://www.phoenixcontact.com/gb/products/3040025>

Environmental product compliance

EU RoHS

Fulfills EU RoHS substance requirements	Yes, No exemptions
---	--------------------

China RoHS

Environment friendly use period (EFUP)	EFUP-E
	No hazardous substances above the limits

EU REACH SVHC

REACH candidate substance (CAS No.)	No substance above 0.1 wt%
-------------------------------------	----------------------------

EF3.1 Climate Change

CO2e kg	0.236 kg CO2e
---------	---------------

Phoenix Contact 2026 © - all rights reserved
<https://www.phoenixcontact.com>

PHOENIX CONTACT Ltd
Halesfield 13, Telford
Shropshire, TF7 4PG
01952 681700
info@phoenixcontact.co.uk