

PT 2,5-QUATTRO-PE - Protective conductor terminal block




3209594

<https://www.phoenixcontact.com/gb/products/3209594>

Please be informed that the data shown in this PDF document is generated from our online catalog. Please find the complete data in the user documentation. Our general terms of use for downloads are valid.

Protective conductor terminal block, number of connections: 4, connection method: Push-in connection, Rated cross section: 2.5 mm², cross section: 0.14 mm² - 4 mm², mounting type: NS 35/7,5, NS 35/15, color: green-yellow



Your advantages

- Time-saving conductor connection thanks to tool-free direct-connection technology
- Vibration-resistant and maintenance-free conductor connection
- Full flexibility thanks to the standardized CLIPLINE complete bridging, marking, and testing accessories
- Meet the requirements of DIN EN 60947-7-2 or IEC 60947-7-2 for protective conductor connections
- High level of safety thanks to the low-resistance connection to the ground potential via the top-hat rail
- Direct contacting with the DIN rail enables fast, error-free grounding without additional wiring effort.

Commercial data

Item number	3209594
Packing unit	50 pc
Minimum order quantity	50 pc
Sales key	BE2223
Product key	BE2223
GTIN	4046356329842
Weight per piece (including packing)	10.638 g
Weight per piece (excluding packing)	10.638 g
Customs tariff number	85369010
Country of origin	DE

PT 2,5-QUATTRO-PE - Protective conductor terminal block



3209594

<https://www.phoenixcontact.com/gb/products/3209594>

Technical data

Product properties

Product family	PT
Area of application	Railway industry
	Machine building
	Plant engineering
	Process industry
Number of connections	4
Number of rows	1

Insulation characteristics

Overvoltage category	III
Degree of pollution	3

Electrical properties

Rated surge voltage	8 kV
Maximum power dissipation for nominal condition	0.77 W

Connection data

Grounding foot	Yes
Number of connections per level	4
Nominal cross section	2.5 mm ²
Connection method	Push-in connection
Note	Please observe the current carrying capacity of the DIN rails.
Stripping length	8 mm ... 10 mm
Internal cylindrical gage	A3
Connection in acc. with standard	IEC 60947-7-2
Conductor cross-section rigid	0.14 mm ² ... 4 mm ²
Cross section AWG	26 ... 12 (converted acc. to IEC)
Conductor cross-section flexible	0.14 mm ² ... 4 mm ²
Conductor cross-section, flexible [AWG]	26 ... 12 (converted acc. to IEC)
Conductor cross-section flexible ultrasound-compressed	0.34 mm ² ... 4 mm ²
Conductor cross-section, flexible [AWG] ultrasound-compressed	22 ... 12 (converted acc. to IEC)
Conductor cross-section flexible (ferrule without plastic sleeve)	0.14 mm ² ... 2.5 mm ²
Flexible conductor cross-section (ferrule with plastic sleeve)	0.14 mm ² ... 2.5 mm ²
Nominal cross section	2.5 mm ²
Maximum load current	with 4 mm ² conductor cross-section, rigid
Cross section AWG	26 ... 12 (converted acc. to IEC)

Connection cross sections directly pluggable

Conductor cross-section rigid	0.34 mm ² ... 4 mm ²
Conductor cross-section flexible (ferrule without plastic sleeve)	0.5 mm ² ... 2.5 mm ²
Flexible conductor cross-section (ferrule with plastic sleeve)	0.34 mm ² ... 2.5 mm ²

PT 2,5-QUATTRO-PE - Protective conductor terminal block



3209594

<https://www.phoenixcontact.com/gb/products/3209594>

Ex data

Rated data (ATEX/IECEX)

Identification	Ⓜ II 2 G Ex eb IIC Gb
Operating temperature range (1)	-60 °C ... 85 °C
Operating temperature range (2)	-40 °C ... 110 °C
Ex-certified accessories	3030514 D-ST 2,5-QUATTRO 1204517 SZF 1-0,6X3,5 3022276 CLIPFIX 35-5 3022218 CLIPFIX 35
output	(Permanent)

Ex connection data General

Nominal cross section	2.5 mm ²
Rated cross section AWG	14
Connection capacity rigid	0.14 mm ² ... 4 mm ²
Connection capacity AWG	26 ... 12
Connection capacity flexible	0.14 mm ² ... 2.5 mm ²
Connection capacity AWG	26 ... 14

Dimensions

Width	5.2 mm
End cover width	2.2 mm
Height	72.2 mm
Depth	35.3 mm
Depth on NS 35/7,5	36.8 mm
Depth on NS 35/15	44.3 mm

Material specifications

Color	green-yellow
Flammability rating according to UL 94	V0
Insulating material group	I
Insulating material	PA
Static insulating material application in cold	-60 °C
Relative insulation material temperature index (Elec., UL 746 B)	130 °C
Fire protection for rail vehicles (DIN EN 45545-2) R22	HL 1 - HL 3
Fire protection for rail vehicles (DIN EN 45545-2) R23	HL 1 - HL 3
Fire protection for rail vehicles (DIN EN 45545-2) R24	HL 1 - HL 3
Fire protection for rail vehicles (DIN EN 45545-2) R26	HL 1 - HL 3
Surface flammability NFPA 130 (ASTM E 162)	passed
Specific optical density of smoke NFPA 130 (ASTM E 662)	passed
Smoke gas toxicity NFPA 130 (SMP 800C)	passed

Mechanical properties

PT 2,5-QUATTRO-PE - Protective conductor terminal block



3209594

<https://www.phoenixcontact.com/gb/products/3209594>

Mechanical data

Open side panel	Yes
-----------------	-----

Environmental and real-life conditions

Oscillation/broadband noise

Specification	DIN EN 50155 (VDE 0115-200):2022-06
Spectrum	Long life test category 2, bogie-mounted
Frequency	$f_1 = 5 \text{ Hz}$ to $f_2 = 250 \text{ Hz}$
ASD level	6.12 (m/s ²) ² /Hz
Acceleration	3.12g
Test duration per axis	5 h
Test directions	X-, Y- and Z-axis
Result	Test passed

Shocks

Specification	DIN EN 50155 (VDE 0115-200):2008-03
Pulse shape	Half-sine
Acceleration	30g
Shock duration	18 ms
Number of shocks per direction	3
Test directions	X-, Y- and Z-axis (pos. and neg.)
Result	Test passed

Ambient conditions

Ambient temperature (operation)	-60 °C ... 110 °C (Operating temperature range incl. self-heating; for max. short-term operating temperature, see RTI Elec.)
Ambient temperature (storage/transport)	-25 °C ... 60 °C (for a short time, not exceeding 24 h, -60 °C to +70 °C)
Ambient temperature (assembly)	-5 °C ... 70 °C
Ambient temperature (actuation)	-5 °C ... 70 °C
Permissible humidity (operation)	20 % ... 90 %
Permissible humidity (storage/transport)	30 % ... 70 %

Standards and regulations

Connection in acc. with standard	IEC 60947-7-2
----------------------------------	---------------

Mounting

Mounting type	NS 35/7,5
	NS 35/15

PT 2,5-QUATTRO-PE - Protective conductor terminal block



3209594

<https://www.phoenixcontact.com/gb/products/3209594>

Drawings

Circuit diagram



PT 2,5-QUATTRO-PE - Protective conductor terminal block




3209594

<https://www.phoenixcontact.com/gb/products/3209594>


Approvals

To download certificates, visit the product detail page: <https://www.phoenixcontact.com/gb/products/3209594>

 CSA Approval ID: 2030668				
	Nominal voltage U_N	Nominal current I_N	Cross section AWG	Cross section mm^2
keine	-	-	26 - 12	-

 IECEE CB Scheme Approval ID: DE1-62994				
	Nominal voltage U_N	Nominal current I_N	Cross section AWG	Cross section mm^2
keine	-	-	-	0.2 - 2.5

 EAC Approval ID: RU C-DE.BL08.B.00644				
---	--	--	--	--

 cULus Recognized Approval ID: E60425				
	Nominal voltage U_N	Nominal current I_N	Cross section AWG	Cross section mm^2
B	-	-	26 - 12	-
C	-	-	26 - 12	-
F	-	-	26 - 12	-

 LR Approval ID: LR2371832TA				
---	--	--	--	--

 NK Approval ID: 22ME0007				
--	--	--	--	--

 BV Approval ID: 25278/C1 BV				
---	--	--	--	--

 VDE Zeichengenehmigung Approval ID: 40036433				
--	--	--	--	--

PT 2,5-QUATTRO-PE - Protective conductor terminal block



3209594

<https://www.phoenixcontact.com/gb/products/3209594>

	Nominal voltage U_N	Nominal current I_N	Cross section AWG	Cross section mm^2
keine	-	-	-	0.2 - 2.5

ABS

Approval ID: 21-2192245-PDA



NK

Approval ID: 14ME0912

DNV

Approval ID: TAE000010T



cUL Recognized

Approval ID: FILE E 192998

	Nominal voltage U_N	Nominal current I_N	Cross section AWG	Cross section mm^2
keine	-	-	26 - 12	-



EAC Ex

Approval ID: RU C-DE.AB72.B.02351



IECEx

Approval ID: IECExPTB10.0021U

	Nominal voltage U_N	Nominal current I_N	Cross section AWG	Cross section mm^2
keine	-	-	-	-
Only flexible conductors	-	-	-	0.14 - 2.5
Only rigid conductors	-	-	-	0.14 - 4



UL Recognized

Approval ID: E192998

	Nominal voltage U_N	Nominal current I_N	Cross section AWG	Cross section mm^2
keine	-	-	26 - 12	-



ATEX

Approval ID: PTB09ATEX1111U

PT 2,5-QUATTRO-PE - Protective conductor terminal block



3209594

<https://www.phoenixcontact.com/gb/products/3209594>

	Nominal voltage U_N	Nominal current I_N	Cross section AWG	Cross section mm^2
keine				
Only flexible conductors	-	-	-	0.14 - 2.5
Only rigid conductors	-	-	-	0.14 - 4



CCC

Approval ID: 2020322313000631



UKCA-EX

Approval ID: CSAE 22UKEX1096U



EAC Ex

Approval ID: KZ 7500525010101950

PT 2,5-QUATTRO-PE - Protective conductor terminal block



3209594

<https://www.phoenixcontact.com/gb/products/3209594>

Classifications

ECLASS

ECLASS-13.0	27250103
ECLASS-15.0	27250103

ETIM

ETIM 10.0	EC000901
-----------	----------

UNSPSC

UNSPSC 21.0	39121400
-------------	----------

PT 2,5-QUATTRO-PE - Protective conductor terminal block



3209594

<https://www.phoenixcontact.com/gb/products/3209594>

Environmental product compliance

EU RoHS

Fulfills EU RoHS substance requirements	Yes, No exemptions
---	--------------------

China RoHS

Environment friendly use period (EFUP)	EFUP-E
	No hazardous substances above the limits

EU REACH SVHC

REACH candidate substance (CAS No.)	No substance above 0.1 wt%
-------------------------------------	----------------------------

EF3.1 Climate Change

CO2e kg	0.077 kg CO2e
---------	---------------

Phoenix Contact 2026 © - all rights reserved
<https://www.phoenixcontact.com>

PHOENIX CONTACT Ltd
Halesfield 13, Telford
Shropshire, TF7 4PG
01952 681700
info@phoenixcontact.co.uk