

HCC 4-F - Female insert



1600001

<https://www.phoenixcontact.com/gb/products/1600001>

Please be informed that the data shown in this PDF document is generated from our online catalog. Please find the complete data in the user documentation. Our general terms of use for downloads are valid.

Female insert, nom. voltage: 500 V, nominal current: 25 A, number of connections: 10, number of positions: 10, connection method: Screw connection, Rated cross section: 4 mm², cross section: 0.2 mm² - 4 mm², mounting type: direct screw connection, color: gray



Your advantages

- Sturdy strain relief for plug and socket
- Touch proof, even when unplugged

Commercial data

Item number	1600001
Packing unit	50 pc
Minimum order quantity	50 pc
Sales key	BE1ZWX
Product key	BE1ZWX
GTIN	4017918021733
Weight per piece (including packing)	43.48 g
Weight per piece (excluding packing)	43.48 g
Customs tariff number	85366990
Country of origin	PL

HCC 4-F - Female insert



1600001

<https://www.phoenixcontact.com/gb/products/1600001>

Technical data

Product properties

Number of positions	10
Pitch	7.62 mm
Number of connections	10
Number of rows	1
Potentials	10

Insulation characteristics

Overvoltage category	III
Degree of pollution	3

Electrical properties

Rated surge voltage	6 kV
Maximum power dissipation for nominal condition	1.02 W

Connection data

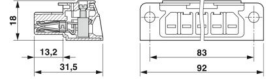
Number of connections per level	10
Nominal cross section	4 mm ²
Connection method	Screw connection
Screw thread	M3
Tightening torque	0.5 ... 0.6 Nm
Stripping length	7 mm
Internal cylindrical gage	A4
Connection in acc. with standard	IEC 61984
Conductor cross-section rigid	0.2 mm ² ... 4 mm ²
Cross section AWG	24 ... 12 (converted acc. to IEC)
Conductor cross-section flexible	0.2 mm ² ... 4 mm ²
Conductor cross-section, flexible [AWG]	24 ... 12 (converted acc. to IEC)
Conductor cross-section flexible (ferrule without plastic sleeve)	0.25 mm ² ... 4 mm ²
Flexible conductor cross-section (ferrule with plastic sleeve)	0.25 mm ² ... 4 mm ²
2 conductors with same cross section, rigid	0.2 mm ² ... 2.5 mm ²
2 conductors with same cross section, flexible	0.2 mm ² ... 2.5 mm ²
2 conductors with same cross section, flexible, with ferrule without plastic sleeve	0.25 mm ² ... 1.5 mm ²
2 conductors with the same cross section, flexible, with TWIN ferrule with plastic sleeve	0.5 mm ² ... 2.5 mm ²
Nominal cross section	4 mm ²
Nominal current	25 A
Maximum load current	25 A (with 4 mm ² conductor cross-section)
Nominal voltage	500 V

Dimensions

HCC 4-F - Female insert

1600001

<https://www.phoenixcontact.com/gb/products/1600001>

Dimensional drawing	
Width	92 mm
Height	31.5 mm
Depth	18 mm
Drill hole spacing	83 mm
Pitch	7.62 mm

Material specifications

Color	gray (RAL 7042)
Flammability rating according to UL 94	V2
Insulating material group	I
Insulating material	PA
Static insulating material application in cold	-40 °C
Relative insulation material temperature index (Elec., UL 746 B)	125 °C

Mechanical properties

Mechanical data

Open side panel	No
-----------------	----

Technical data

Drill hole spacing	83 mm
--------------------	-------

Environmental and real-life conditions

Ambient conditions

Ambient temperature (operation)	-60 °C ... 110 °C (Operating temperature range incl. self-heating; for max. short-term operating temperature, see RTI Elec.)
Ambient temperature (storage/transport)	-25 °C ... 60 °C (for a short time, not exceeding 24 h, -60 °C to +70 °C)
Ambient temperature (assembly)	-5 °C ... 70 °C
Ambient temperature (actuation)	-5 °C ... 70 °C
Permissible humidity (operation)	20 % ... 90 %
Permissible humidity (storage/transport)	30 % ... 70 %

Standards and regulations

Connection in acc. with standard	IEC 61984
----------------------------------	-----------

Mounting

Mounting type	direct screw connection
---------------	-------------------------

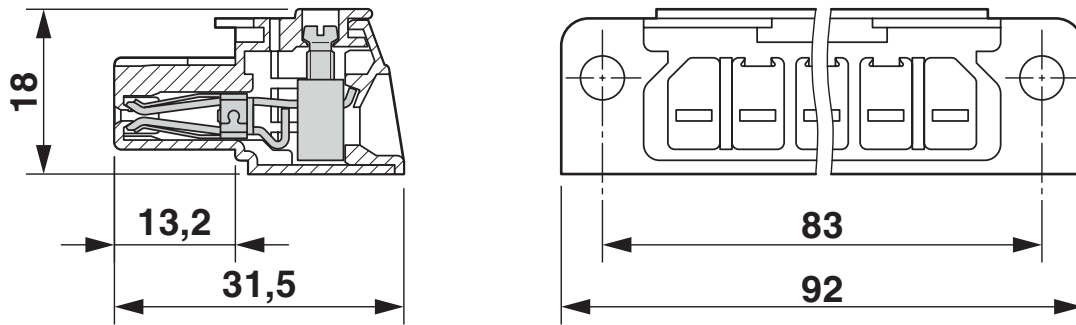
HCC 4-F - Female insert

1600001

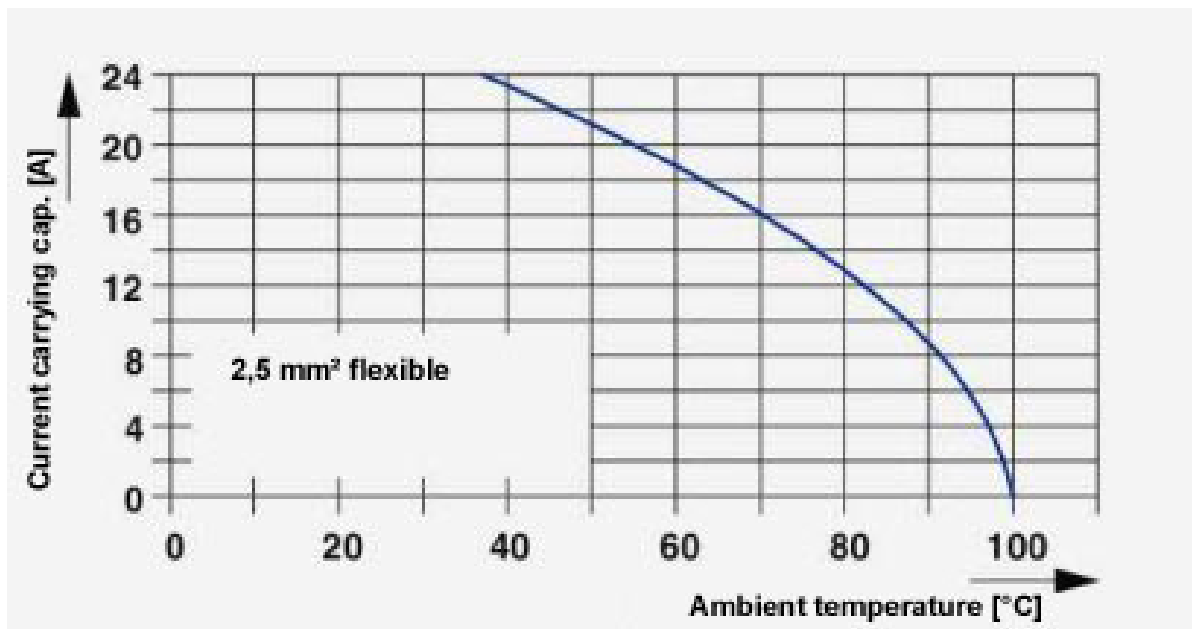
<https://www.phoenixcontact.com/gb/products/1600001>

Drawings

Dimensional drawing



Diagram



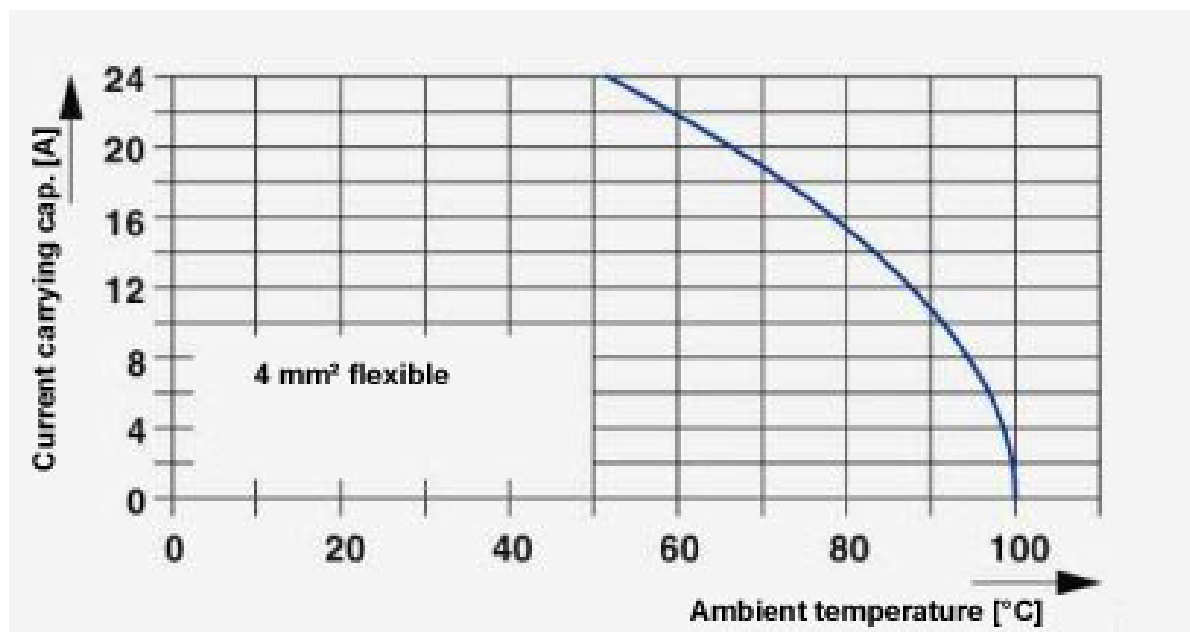
HCC 4-F - Female insert

1600001

<https://www.phoenixcontact.com/gb/products/1600001>



Diagram



HCC 4-F - Female insert

1600001

<https://www.phoenixcontact.com/gb/products/1600001>



Circuit diagram



HCC 4-F - Female insert





1600001


<https://www.phoenixcontact.com/gb/products/1600001>


Approvals

To download certificates, visit the product detail page: <https://www.phoenixcontact.com/gb/products/1600001>

 CSA Approval ID: 2355836				
	Nominal voltage U_N	Nominal current I_N	Cross section AWG	Cross section mm^2
B	300 V	20 A	30 - 10	-

 UL Recognized Approval ID: FILE E 60425				
	Nominal voltage U_N	Nominal current I_N	Cross section AWG	Cross section mm^2
B	250 V	20 A	30 - 10	-
C	300 V	20 A	30 - 10	-
keine	300 V	20 A	30 - 10	-

 DNV GL Approval ID: TAE00001EZ				
--	--	--	--	--

 LR Approval ID: LR21308805TA				
--	--	--	--	--

HCC 4-F - Female insert



1600001

<https://www.phoenixcontact.com/gb/products/1600001>

Classifications

ECLASS

ECLASS-13.0	27141190
ECLASS-15.0	27141190

ETIM

ETIM 10.0	EC002848
-----------	----------

UNSPSC

UNSPSC 21.0	39121400
-------------	----------

HCC 4-F - Female insert



1600001

<https://www.phoenixcontact.com/gb/products/1600001>

Environmental product compliance

EU RoHS

Fulfills EU RoHS substance requirements	Yes
Exemption	6(c)

China RoHS

Environment friendly use period (EFUP)	EFUP-50
	An article-related China RoHS declaration table can be found in the download area for the respective article under "Manufacturer declaration". For all articles with EFUP-E, no China RoHS declaration table issued and required.

EU REACH SVHC

REACH candidate substance (CAS No.)	Lead(CAS: 7439-92-1)
SCIP	bd9b3fce-9bd5-4c44-8662-b3ba8f600df3

EF3.1 Climate Change

CO2e kg	0.247 kg CO2e
---------	---------------

Phoenix Contact 2026 © - all rights reserved
<https://www.phoenixcontact.com>

PHOENIX CONTACT Ltd
Halesfield 13, Telford
Shropshire, TF7 4PG
01952 681700
info@phoenixcontact.co.uk