

USLKG 16 N - Protective conductor terminal block



0443023

<https://www.phoenixcontact.com/gb/products/0443023>

Please be informed that the data shown in this PDF document is generated from our online catalog. Please find the complete data in the user documentation. Our general terms of use for downloads are valid.



Protective conductor terminal block, When aligning with a feed-through terminal block with the same shape, an end cover must be interposed with insulation voltages of > 690 V, number of connections: 2, number of positions: 1, connection method: Screw connection, Rated cross section: 16 mm², cross section: 2.5 mm² - 25 mm², mounting method: PE foot with mounting screw, M4, mounting type: NS 35/7,5, NS 35/15, NS 32, color: green-yellow

Commercial data

Item number	0443023
Packing unit	50 pc
Minimum order quantity	50 pc
Sales key	BE1221
Product key	BE1221
GTIN	4017918002268
Weight per piece (including packing)	39.06 g
Weight per piece (excluding packing)	37.638 g
Customs tariff number	85369010
Country of origin	CN

Technical data

Notes

General	When aligning with a feed-through terminal block with the same shape, an end cover must be interposed with insulation voltages of > 690 V
---------	---

Product properties

Product family	USLKG
Number of positions	1
Number of connections	2
Number of rows	1

Insulation characteristics

Overvoltage category	III
Degree of pollution	3

Electrical properties

Rated surge voltage	8 kV
Maximum power dissipation for nominal condition	2.43 W

Connection data

Grounding foot	Yes
Number of connections per level	2
Nominal cross section	16 mm ²
Connection method	Screw connection
Screw thread	M4
Note	Please observe the current carrying capacity of the DIN rails.
Tightening torque	1.5 ... 1.8 Nm
Stripping length	11 mm
Connection in acc. with standard	IEC 60947-7-2
Conductor cross-section rigid	2.5 mm ² ... 25 mm ²
Cross section AWG	12 ... 4 (converted acc. to IEC)
Conductor cross-section flexible	4 mm ² ... 16 mm ²
Conductor cross-section, flexible [AWG]	10 ... 6 (converted acc. to IEC)
Conductor cross-section flexible (ferrule without plastic sleeve)	1.5 mm ² ... 16 mm ²
Flexible conductor cross-section (ferrule with plastic sleeve)	1.5 mm ² ... 16 mm ²
Nominal cross section	16 mm ²

Dimensions

Width	12.2 mm
Height	42.5 mm
Depth on NS 15	52.6 mm
Depth on NS 32	59 mm
Depth on NS 35/7,5	54 mm

USLKG 16 N - Protective conductor terminal block



0443023

<https://www.phoenixcontact.com/gb/products/0443023>

Depth on NS 35/15	61.5 mm
-------------------	---------

Material specifications

Color	green-yellow
Flammability rating according to UL 94	V0
Insulating material group	I
Insulating material	PA
Static insulating material application in cold	-60 °C
Temperature index of insulation material (DIN EN 60216-1 (VDE 0304-21))	130 °C
Relative insulation material temperature index (Elec., UL 746 B)	130 °C
Fire protection for rail vehicles (DIN EN 45545-2) R22	HL 1 - HL 3
Fire protection for rail vehicles (DIN EN 45545-2) R23	HL 1 - HL 3
Fire protection for rail vehicles (DIN EN 45545-2) R24	HL 1 - HL 3
Fire protection for rail vehicles (DIN EN 45545-2) R26	HL 1 - HL 3
Calorimetric heat release NFPA 130 (ASTM E 1354)	27,5 MJ/kg
Surface flammability NFPA 130 (ASTM E 162)	passed
Specific optical density of smoke NFPA 130 (ASTM E 662)	passed
Smoke gas toxicity NFPA 130 (SMP 800C)	passed

Mechanical properties

General

Terminal block mounting	1.5 Nm ... 1.8 Nm (PE foot with mounting screw, M4)
-------------------------	---

Mechanical data

Open side panel	No
-----------------	----

Environmental and real-life conditions

Ambient conditions

Ambient temperature (operation)	-60 °C ... 110 °C (Operating temperature range incl. self-heating; for max. short-term operating temperature, see RTI Elec.)
Ambient temperature (storage/transport)	-25 °C ... 60 °C (for a short time, not exceeding 24 h, -60 °C to +70 °C)
Ambient temperature (assembly)	-5 °C ... 70 °C
Ambient temperature (actuation)	-5 °C ... 70 °C
Permissible humidity (operation)	20 % ... 90 %
Permissible humidity (storage/transport)	30 % ... 70 %

Standards and regulations

Connection in acc. with standard	IEC 60947-7-2
----------------------------------	---------------

Mounting

Mounting type	NS 35/7,5
	NS 35/15
	NS 32

USLKG 16 N - Protective conductor terminal block



0443023

<https://www.phoenixcontact.com/gb/products/0443023>

Terminal block mounting

1.5 Nm ... 1.8 Nm (PE foot with mounting screw, M4)

USLKG 16 N - Protective conductor terminal block



0443023

<https://www.phoenixcontact.com/gb/products/0443023>

Drawings

Circuit diagram



USLKG 16 N - Protective conductor terminal block





0443023


<https://www.phoenixcontact.com/gb/products/0443023>

Approvals


To download certificates, visit the product detail page: <https://www.phoenixcontact.com/gb/products/0443023>


 CSA Approval ID: 13631				
	Nominal voltage U_N	Nominal current I_N	Cross section AWG	Cross section mm^2
keine				
	-	-	22 - 4	-

 cULus Recognized Approval ID: E60425				
	Nominal voltage U_N	Nominal current I_N	Cross section AWG	Cross section mm^2
B				
	-	-	14 - 4	-
C				
	-	-	14 - 4	-

 ClassNK				
NK Approval ID: 09 ME 141				

DNV Approval ID: TAE00001CT				
---------------------------------------	--	--	--	--

 cUL Recognized Approval ID: E192998				
	Nominal voltage U_N	Nominal current I_N	Cross section AWG	Cross section mm^2
keine				
	-	-	22 - 4	-

 UL Recognized Approval ID: E192998				
	Nominal voltage U_N	Nominal current I_N	Cross section AWG	Cross section mm^2
keine				
	-	-	22 - 4	-

 EAC Ex Approval ID: KZ 7500525010101950				
---	--	--	--	--

USLKG 16 N - Protective conductor terminal block



0443023

<https://www.phoenixcontact.com/gb/products/0443023>

Classifications

ECLASS

ECLASS-13.0	27250103
ECLASS-15.0	27250103

ETIM

ETIM 10.0	EC000901
-----------	----------

UNSPSC

UNSPSC 21.0	39121400
-------------	----------

0443023

<https://www.phoenixcontact.com/gb/products/0443023>

Environmental product compliance

EU RoHS

Fulfills EU RoHS substance requirements	Yes, No exemptions
---	--------------------

China RoHS

Environment friendly use period (EFUP)	EFUP-E
	No hazardous substances above the limits

EU REACH SVHC

REACH candidate substance (CAS No.)	No substance above 0.1 wt%
-------------------------------------	----------------------------

EF3.1 Climate Change

CO2e kg	0.494 kg CO2e
---------	---------------

Phoenix Contact 2026 © - all rights reserved
<https://www.phoenixcontact.com>

PHOENIX CONTACT Ltd
Halesfield 13, Telford
Shropshire, TF7 4PG
01952 681700
info@phoenixcontact.co.uk